



Republic of the Philippines
Province of Benguet
Municipality of La Trinidad
BARANGAY TAWANG

PHYSICAL AND SOCIO-ECONOMIC PROFILE

I. PHYSICAL PROFILE

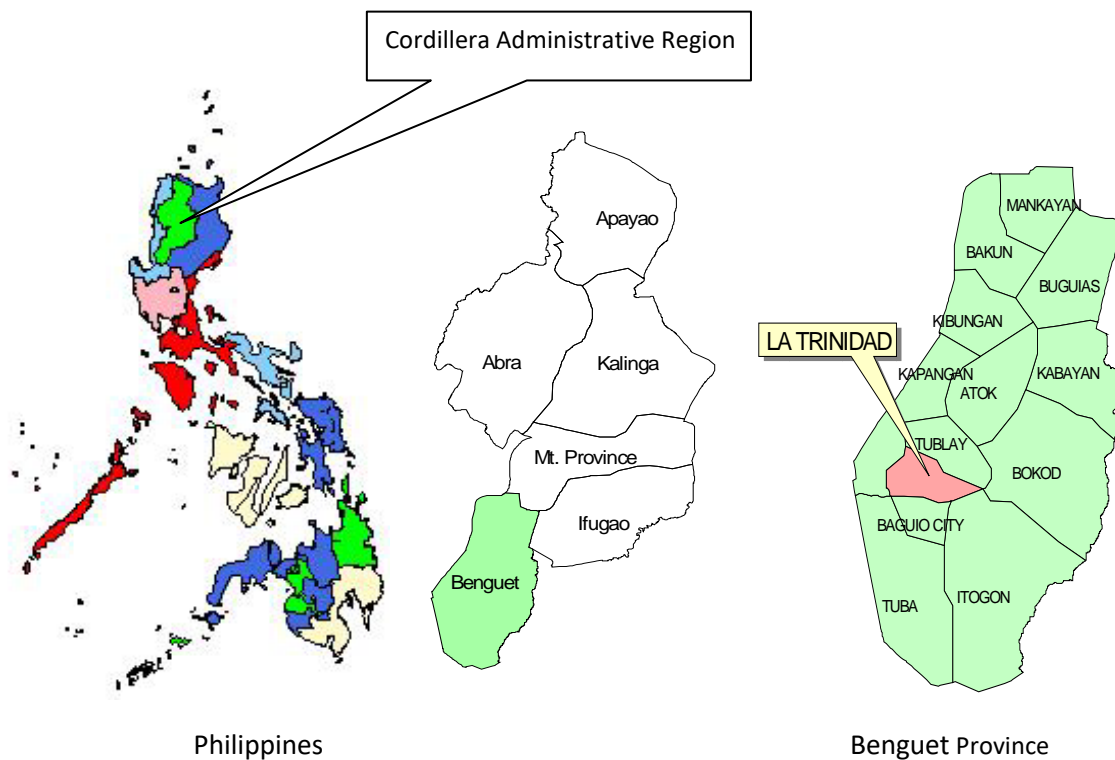
Geographic Location

Barangay Tawang lies in the northern portion of the municipality of La Trinidad. About 3 kilometers from the Municipal Hall. Bounded on the east by barangay Shilan, on the north by barangay Bahong, on the south by barangay Lubas and Beckel, and on the west by barangay Alapang and Cruz.

Land Area and Political Subdivision

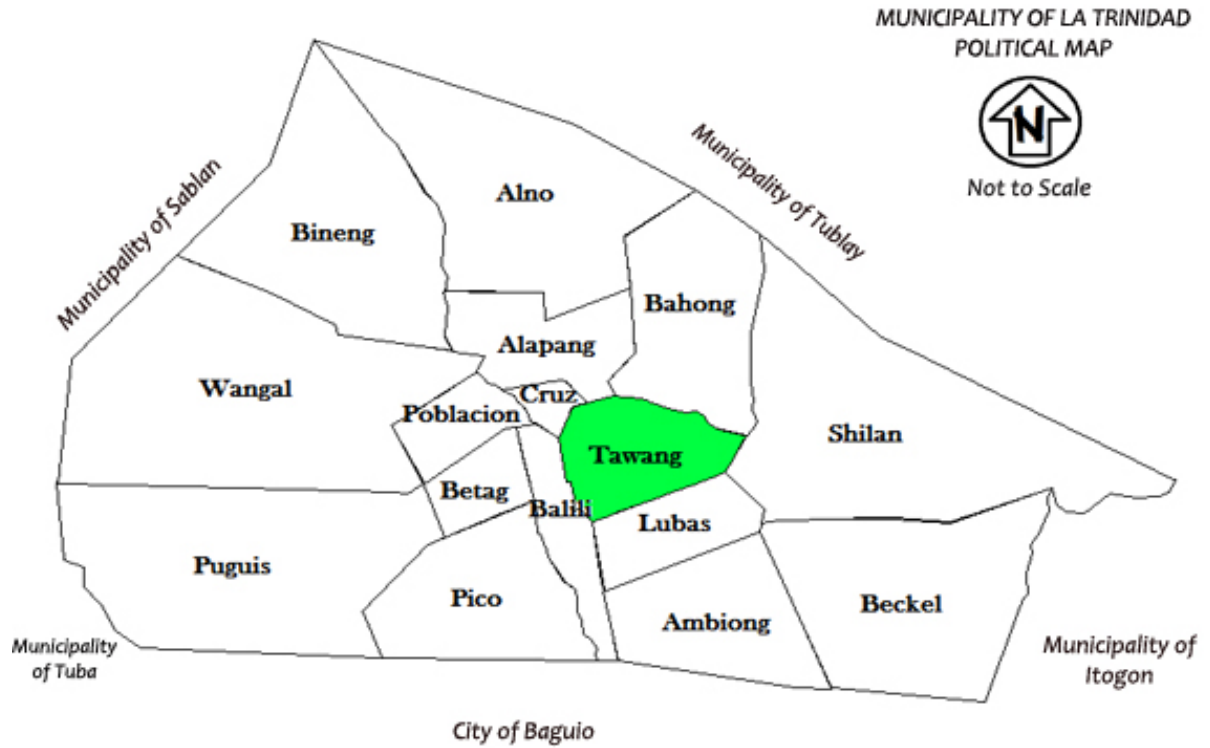
Barangay Tawang occupies a land area of 247.5998 hectares or representing 3.0648% of the municipal land area. It is the 6th largest barangay.

The barangay consist of 6 sitios namely: Dengsi, Papasok, Central Tawang, Tayawan, Banig, and Boted





Republic of the Philippines
Province of Benguet
Municipality of La Trinidad
BARANGAY TAWANG



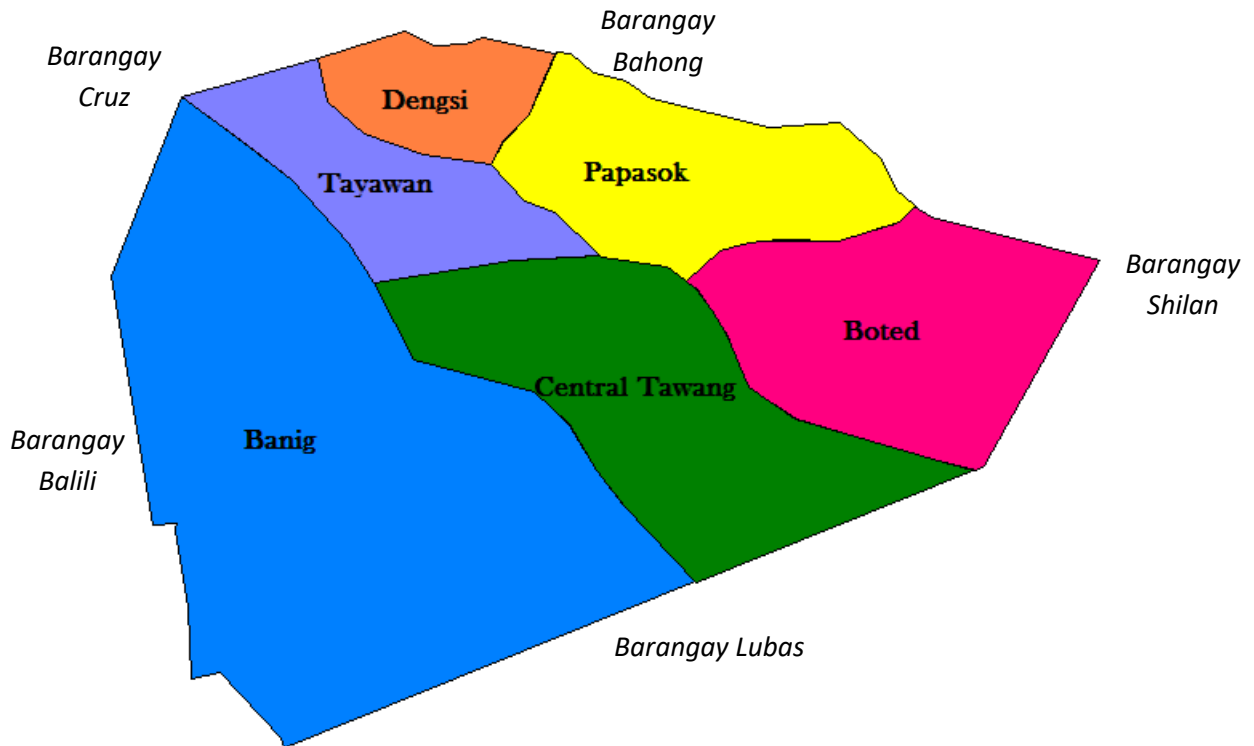
POLITICAL MAP OF BARANGAY TAWANG



Not to Scale



Republic of the Philippines
Province of Benguet
Municipality of La Trinidad
BARANGAY TAWANG



Accessibility

Prepared By: MPDO La Trinidad under the CBMS Project, 2013

Barangay Tawang is 3 kilometers away from the Municipal Hall of La Trinidad. The barangay is accessible via Baguio-Bontoc National Road. One can take a Public Utility Jeep which ply from Baguio to Upper Tomay. Public Utility Jeeps from Pinespark-Lubas-Central Tawang line are also available at Sitio Pinespark, Balili. There were also taxis available in the area.

II. NATURAL AND PHYSICAL CHARACTERISTICS

Climate and Rainfall

The barangay's climate falls under the "Type I" with two pronounced seasons, dry from November to April and wet during the rest of the year.

Topography and Slope

Tawang is generally moderately steep.

Soil Type



Republic of the Philippines
Province of Benguet
Municipality of La Trinidad
BARANGAY TAWANG

There are two types of soil in the barangay namely Taccian loam and Halsema loam. External drainage is good to excessive. Internal drainage is moderately slow. Elevation of Taccian loam ranges from 1,400 to 1,600 meters above sea level and elevation of Halsema loam ranges from 1,200 to 1,400 meters above sea level. This type is very critical when it comes to erosion. The surface soil is very thin and is easily washed off after a few strong rains.

Mountains

There are three mountains found in Barangay Tawang: the Mt. Yangbew, Kalugong Mountain and Tawang Mountain.

Water Bodies

Barangay Tawang has 8 creeks. There were 4 creeks in Sitio Boted, 3 creeks in Sitio Banig and 1 creek in Sitio Dengsi.



Republic of the Philippines
Province of Benguet
Municipality of La Trinidad
BARANGAY TAWANG

Republic of the Philippines
Province of Benguet
Municipality of La Trinidad

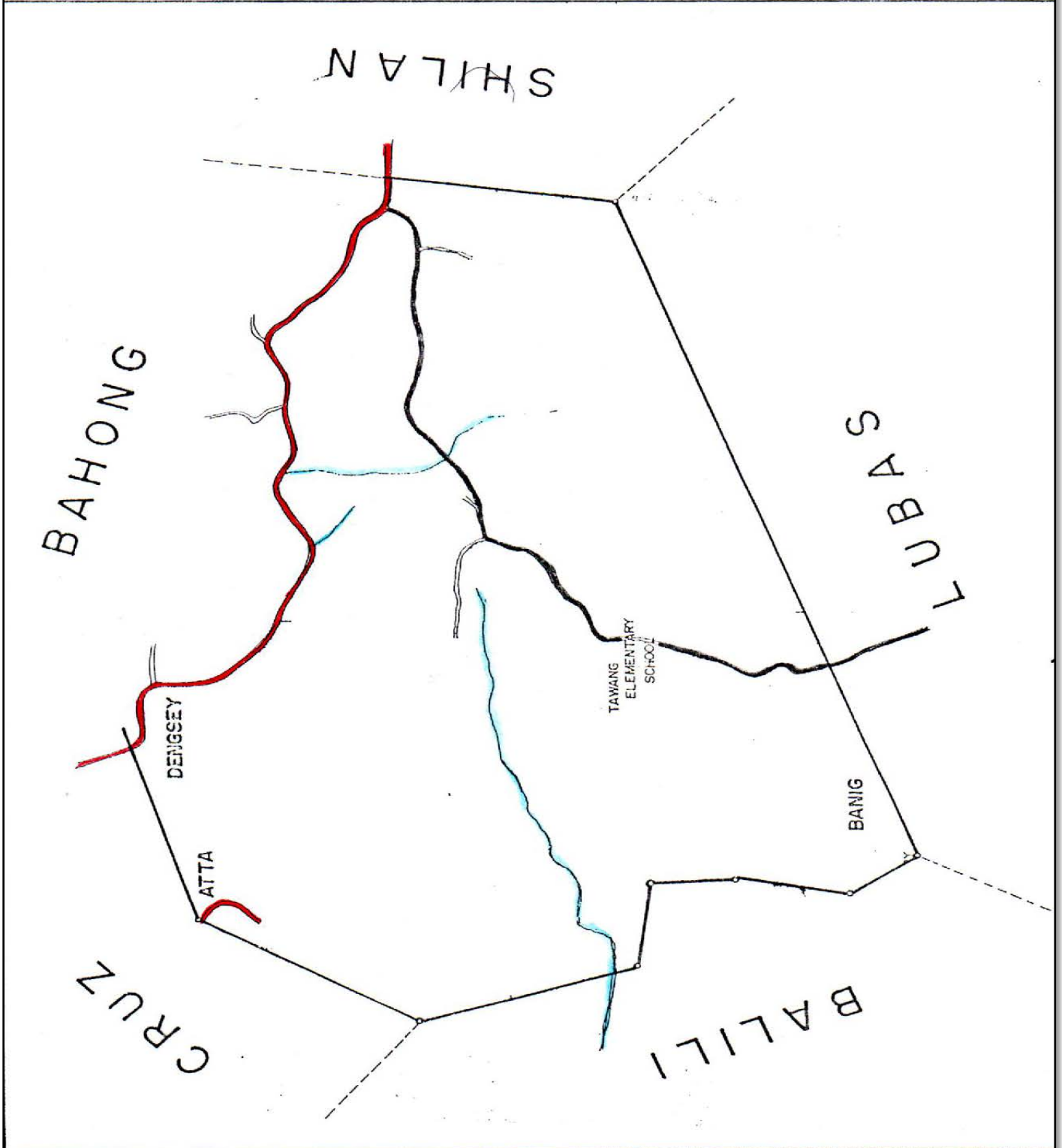
BARANGAY
TAWANG

- LEGEND:
- National Road
 - Provincial Road
 - Barangay Road
 - River/Creek
 - Municipal Boundary
 - Barangay Boundary
 - City Boundary

Not to Scale

Data Source:
BLIST Topographic Map
Aerial Photograph, 1993

Prepared By:
Municipal Planning &
Development Office
La Trinidad, Benguet





Republic of the Philippines
Province of Benguet
Municipality of La Trinidad
BARANGAY TAWANG

Existing Land Use

Agriculture. The dominant land use is agriculture. The agricultural land covers an area of 115.93 hectares.

Institutional. The institutional area covers an area of 86.44 hectares.

Watershed. The watershed covers an area of 29.09 hectares.

Residential. The residential area covers an area of 11.71 hectares.

Road. The road covers an area of 4.43 hectares.

<i>Land Use</i>	<i>Areas in Hectares</i>	<i>Percentage</i>
Agricultural	115.93	46.82%
Institutional	86.44	34.91%
Watershed	29.09	11.75%
Residential	11.71	4.73%
Road	4.43	1.79%
<i>Total</i>	<i>247.60</i>	<i>100.00%</i>

Source: Socio-Economic Profile, 1998

III. DEMOGRAPHY

Population, Growth, and Population Estimates

The population of barangay Tawang as of 1975 was at 638. This has increased to 1,202 in 1980, 2,361 persons in 1990 and 3,529 in 1995. It further increased to 4,813 in 2000, 6,294 in 2007 and 7,456 in 2010.

Population: Census years 1975-2010

<i>Census Year</i>	1975	1980	1990	1995	2000	2007	2010
<i>Population</i>	638	1,202	2,361	3,529	4,813	6,294	7,456

Source: NSO

Between 1990 and 1995, the population growth rate was high at 7.8%. This rate went down to 6.87% between 1995 and 2000, and 3.907% between 2000 and 2007. And between 2007 and 2010, the growth rate was 5.81%.

<i>Intercensal Growth Rate</i>				<i>AVERAGE GROWTH RATE</i>
1990-1995	1995-2000	2000-2007	2007-2010	
7.8	6.87	3.907	5.81	6.10

Source: LT Physical and Socio-economic Profile 2012



Republic of the Philippines
Province of Benguet
Municipality of La Trinidad
BARANGAY TAWANG

Using the computed average growth rate, the projected population for 2014 is 9,447 with estimated households of 2,362. For 2015, the projected population is at 10,023 and the estimated households are at 2,506. And the projected population for year 2016 is 10,635 with 2,659 estimated numbers of households.

Estimated Population (2012-2020)

Year	Projected Population	Estimated No. of HHS
2011	7,911	1,978
2012	8,393	2,098
2013	8,905	2,226
2014	9,447	2,362
2015	10,023	2,506
2016	10,635	2,659
2017	11,283	2,821
2018	11,971	2,993
2019	12,701	3,175
2020	13,475	3,369

Source: MPDO Estimates based on NSO Census 1995, 2000, 2007 & 2010

Population Doubling Time: 11.5 years

According to the result of the Community-Based Monitoring survey conducted last 2010, the total population of Tawang was 6,087. This is comprised of 50.71% or 3,087 males and 49.29% or 3,000 females. The total number of household was 1,382 with an average household size of 4.

Sex	#	%
Male	3,087	50.71
Female	3,000	49.29
<i>Total</i>	<i>6,087</i>	<i>100.00</i>

Total Number of Households : 1,382

Average Household Size : 4

Source: CBMS 2010

Population by Sitio

A big portion of the population, 2,944 persons reside in Sitio Banig, representing 48.37%. This is followed by Sitio Boted with 1,010 residents, representing 16.59%. Papasok had 831 residents and Central Tawang had 747 residents, representing 13.65% and 12.27% respectively.

Sitio/Purok	HHS	Population	
		#	%
Dengsi	114	482	7.92%
Papasok	175	831	13.65%
Boted	228	1,010	16.59%
Central Tawang	174	747	12.27%
Banig	673	2,944	48.37%
Tayawan	18	73	1.20%
<i>Total</i>	<i>1,382</i>	<i>6,087</i>	<i>100.00%</i>

Source: CBMS 2010



Republic of the Philippines
Province of Benguet
Municipality of La Trinidad
BARANGAY TAWANG

Density and Classification

The population density in barangay Tawang in year 1990 was at 9.54 persons per square kilometer. This has increased to 14.25 in 1995, 19.44 in 2000, and 25.42 in 2007. It further increased to 30 persons per square kilometer in 2010.

Population Density (Persons per Square Km)

<i>Census Year</i>	1990	1995	2000	2007	2010
<i>Density</i>	9.54	14.25	19.44	25.42	30

Source: LT Physical & Socio-Economic Profile 2012

Population by Sex and Age Groups

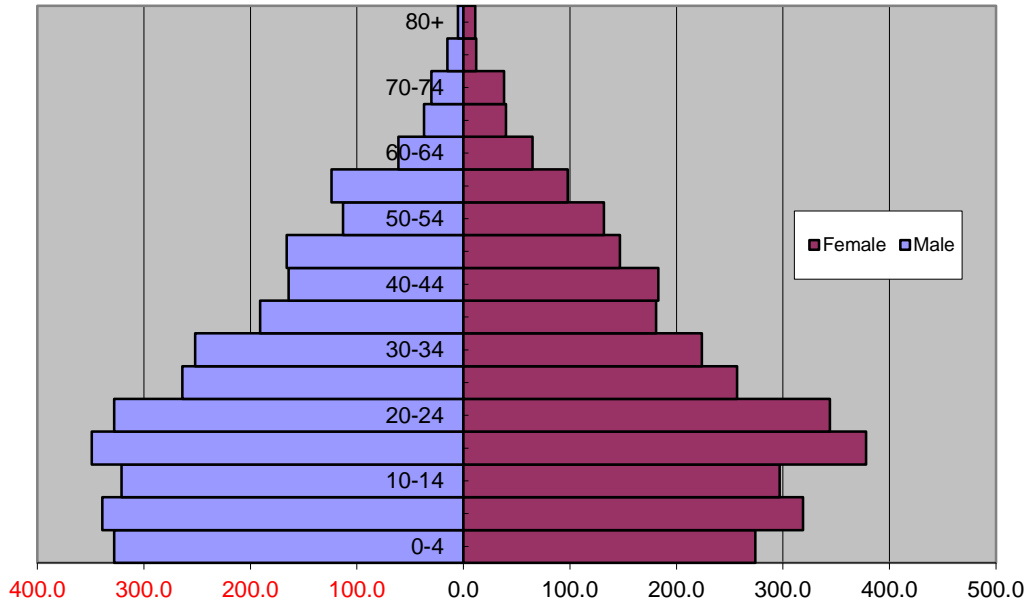
Among the age groups, females from 15-19 age groups have the most number of populations, representing 6.21%. Males in the age groups of 15-19 have the greatest number among the male groups, representing 5.73% of the total population.

The total sex ratio was 103% which means that for every 100 females, there were 103 males. A sex ratio higher than 100% means that there is predominance of male population over female population as shown in age groups of 0-4, 5-9, 10-14, 25-29, 30-34, 35-39, 45-49, 55-59, and 75-79. And a sex ratio less than 100% indicates that female population is greater than male population. This can be seen in age groups of 15-19, 20-24, 40-44, 50-54, 60-64, 65-69, 70-74, and 80 years old and above.



Republic of the Philippines
Province of Benguet
Municipality of La Trinidad
BARANGAY TAWANG

**AGE-SEX PYRAMID
2010**



	0-4	5-9	10-14	15-19	20-24	25-29	30-34	35-39	40-44	45-49	50-54	55-59	60-64	65-69	70-74	75-79	80+
Female	274.	319.	297.	378.	344.	257.	224.	181.	183.	147.	132.	98.0	65.0	40.0	38.0	12.0	11.0
Male	-328.	-339.	-321.	-349.	-328.	-264.	-252.	-191.	-164.	-166.	-113.	-124.	-61.0	-37.0	-30.0	-15.0	-5.0

Age Group	Total	Male	Female	% Male	% Female	Sex Ratio
0-4	602	328	274	5.39%	4.50%	120
5-9	658	339	319	5.57%	5.24%	106
10-14	618	321	297	5.27%	4.88%	108
15-19	727	349	378	5.73%	6.21%	92
20-24	672	328	344	5.39%	5.65%	95
25-29	521	264	257	4.34%	4.22%	103
30-34	476	252	224	4.14%	3.68%	113
35-39	372	191	181	3.14%	2.97%	106
40-44	347	164	183	2.69%	3.01%	90
45-49	313	166	147	2.73%	2.41%	113
50-54	245	113	132	1.86%	2.17%	86
55-59	222	124	98	2.04%	1.61%	127
60-64	126	61	65	1.00%	1.07%	94
65-69	77	37	40	0.61%	0.66%	93
70-74	68	30	38	0.49%	0.62%	79
75-79	27	15	12	0.25%	0.20%	125
80+	16	5	11	0.08%	0.18%	45
Total	6,087	3,087	3,000	50.71%	49.29%	103



Republic of the Philippines
Province of Benguet
Municipality of La Trinidad
BARANGAY TAWANG

Age Group	Male	Female	Both Sexes	Proportion
all ages	3,087	3,000	6,087	100%
0	47	31	78	1.28%
1	69	62	131	2.15%
2	66	61	127	2.09%
3	62	52	114	1.87%
4	84	68	152	2.50%
5	71	70	141	2.32%
6	77	62	139	2.28%
7	68	45	113	1.86%
8	58	62	120	1.97%
9	65	80	145	2.38%
10	66	75	141	2.32%
11	62	55	117	1.92%
12	68	62	130	2.14%
13	63	56	119	1.95%
14	62	49	111	1.82%
15	54	67	121	1.99%
16	66	70	136	2.23%
17	78	79	157	2.58%
18	67	75	142	2.33%
19	84	87	171	2.81%
20	66	86	152	2.50%
21-25	322	304	626	10.28%
26-30	266	262	528	8.67%
31-35	228	208	436	7.16%
36-40	188	183	371	6.09%
41-45	164	176	340	5.59%
46-50	154	150	304	4.99%
51-55	124	124	248	4.07%
56-60	100	85	185	3.04%
61-65	57	58	115	1.89%
66 & over	81	96	177	2.91%

Source: CBMS 2010

Age Dependency

There were 2,066 total dependents in the community, representing 51.38 total dependency ratios. This is composed of 1,878 young dependents and 188 elders, representing 46.70% and 4.68% respectively.

Dependency Ratios	#	% to Total	Ratios
Young-Age Dependency Ratio (0-14)	1,878	30.85%	46.70
Old-Age Dependency Ratio (65+)	188	3.09%	4.68
Age Dependency Ratio (Total Dependent)	2,066	33.94%	51.38
Working Age Group (15-64)	4,021	66.06%	48.62

Source: CBMS 2010



Republic of the Philippines
Province of Benguet
Municipality of La Trinidad
BARANGAY TAWANG

Median Age

The total population of barangay Tawang has a median age of 23.26 years old. This means that half of the population belongs to the young population ages 23 years old and below.

Migration

There were 1,440 migrants in the community, representing 23.66% of the total population. Out of 1,440, 698 were males and 742 were females, representing 48.47% and 51.53% respectively.

<i>Migrants by Sex</i>	<i>#</i>	<i>%</i>
Male	698	48.47%
Female	742	51.53%
<i>Total to Population</i>	<i>1,440</i>	<i>100.00%</i>

Source: CBMS 2010

Length of Residency

As to length of residency, a total of 2,437 persons resided in the barangay since birth, representing 40.04%. Persons who have resided in the barangay for a period of 0-5 years were at 1,440, representing 23.66%. There were 846 persons who have stayed in the barangay for a period of 6-10 years, representing 13.90%. And some residents stayed in the barangay for a period of 11-15 years were accounted to 495 persons, representing 8.13% of the total population.

<i>Length of Residency</i>	<i>#</i>	<i>%</i>	<i>Length of Residency</i>	<i>#</i>	<i>%</i>
0 - 5 Years	1,440	23.66%	41 - 45 Years	20	0.33%
6 - 10 Years	846	13.90%	46 - 50 Years	8	0.13%
11 - 15 Years	495	8.13%	51 - 55 Years	10	0.16%
16 - 20 Years	418	6.87%	56 - 60 Years	3	0.05%
21 - 25 Years	161	2.64%	61 - 65 Years	0	0.00%
26 - 30 Years	165	2.71%	Since Birth	2,437	40.04%
31 - 35 Years	42	0.69%	Not Stated	1	0.02%
36 - 40 Years	41	0.67%	<i>Total</i>	<i>6,087</i>	<i>100.00%</i>

Source: CBMS 2010

IV. SOCIAL CHARACTERISTICS

A. CULTURAL ATTRIBUTES

Religious Affiliation

Majority of the residents in the community belong to the Catholic sector accounted to 3,616. This is followed by 1,480 persons who belong to the Protestant sector, representing 24.31%. Anglican Church had 505 members, accounted to 8.30%. Iglesia ni Cristo had 150 members, representing 2.46%. The rest belongs to the different religious denominations.



Republic of the Philippines
Province of Benguet
Municipality of La Trinidad
BARANGAY TAWANG

<i>Religion</i>	<i>#</i>	<i>%</i>
Aglipay	3	0.05%
Alliance Church	1	0.02%
Anglican	505	8.30%
Assembly of God	85	1.40%
Baptist	13	0.21%
Born Again Christian	33	0.54%
Catholic	3,616	59.41%
Christian Spiritist	4	0.07%
Christian Truth Organization	9	0.15%
CSPI	2	0.03%
Espiritista	10	0.16%
Iglesia ni Cristo	150	2.46%
Islam	1	0.02%
Jehovah's Witnesses	19	0.31%
LDS	10	0.16%
Lutheran	21	0.34%
Mormons	10	0.16%
Nazarene	24	0.39%
Paltiang	14	0.23%
Pentecostal	28	0.46%
Protestant	1,480	24.31%
Seventh Day Adventist	1	0.02%
TCDNACI	2	0.03%
United Church of Christ of the Philippines	28	0.46%
Wesleyan	4	0.07%
None	10	0.16%
Not Stated	4	0.07%
<i>Total</i>	<i>6,087</i>	<i>100.00%</i>

Source: CBMS 2010

Membership to a Community Organization (10 years old and above)

In terms of community affairs participation, there were 1,078 persons who are members of a community organization, representing 22.33%. This is comprised of 515 males and 563 females. While 3,748 persons were not member of any community organization with 1,905 males and 1,843 females, representing 77.65% of the total.

<i>Membership To A Community Organization</i>	<i>Male</i>	<i>Female</i>	<i>Total</i>	<i>%</i>
Member	515	563	1,078	22.33%
Non-Member	1,905	1,843	3,748	77.65%
Not Stated	0	1	1	0.02%
<i>Total</i>	<i>2,420</i>	<i>2,407</i>	<i>4,827</i>	<i>100.00%</i>

Source: CBMS 2010



Republic of the Philippines
Province of Benguet
Municipality of La Trinidad
BARANGAY TAWANG

There were 417 persons who are members of civic associations with 233 males and 184 females, representing 38.68%. The cultural group had 134 members with 64 males and 70 females, representing 12.43%. Some 121 were members of a cooperative, of whom 70 were males and 51 were females, representing 11.22%. The women's organization had 111 members, where 1 was male and 110 were females, representing 10.30% of the total.

<i>Type of Community Organizations</i>	<i>Male</i>	<i>Female</i>	<i>Total</i>	<i>%</i>
Religious Group	24	32	56	5.19%
Youth Group	42	38	80	7.42%
Cultural Group	64	70	134	12.43%
Political Group	8	1	9	0.83%
Women's Organization	1	110	111	10.30%
Agriculture-Based Organization	6	5	11	1.02%
Labor Organization	7	10	17	1.58%
Civic Association	233	184	417	38.68%
Cooperative	70	51	121	11.22%
Senior Citizen Association	53	55	108	10.02%
Others	7	7	14	1.30%
<i>Total</i>	<i>515</i>	<i>563</i>	<i>1,078</i>	<i>100.00%</i>

Source: CBMS 2010

Ethnicity

The total population of Tawang was comprised mostly of Kankanaey group accounted to 4,678 persons, representing 76.85%. There were 697 persons who are Ibaloi, representing 11.45%. Tagalog were at 55, representing 0.90%. Ilocanos were at 50, accounted to 0.82%.

<i>Indigenous Group</i>	<i>#</i>	<i>%</i>
Aeta	8	0.13%
Agta	1	0.02%
Bago	10	0.16%
Bicolano	4	0.07%
B'laan	1	0.02%
Bukidnon	1	0.02%
Cebuano	4	0.07%
Ibaloi	697	11.45%
Ibanag	29	0.48%
Ifugao	13	0.21%
Ilocano	50	0.82%
Itneg	4	0.07%
Kalanguya	7	0.11%
Kalinga	44	0.72%
Kankanaey	4,678	76.85%
Mandaya	1	0.02%
Mangyan	1	0.02%
Palawano	1	0.02%
Tagalog	55	0.90%
Not Stated	105	1.72%
Does not Belong to Indigenous Group	373	6.13%

Source: CBMS 2010



Republic of the Philippines
Province of Benguet
Municipality of La Trinidad
BARANGAY TAWANG

B. EDUCATION

Literacy (10 years old and above)

There were 4,736 persons who are literate with 2,386 males and 2,350 females, representing 98.11%. A total of 91 persons were illiterate, where 34 were males and 57 were females, representing 1.89% of the total.

<i>Literacy (10 Years Old and Above)</i>	<i>Male</i>	<i>Female</i>	<i>Total</i>	<i>%</i>
Literate	2,386	2,350	4,736	98.11%
Illiterate	34	57	91	1.89%
<i>Total</i>	<i>2,420</i>	<i>2,407</i>	<i>4,827</i>	<i>100.00%</i>

Source: CBMS 2010

A total of 2,111 persons were still attending school, of whom 1,059 were males and 1,052 were females, representing 36.71%. And persons not attending school were at 3,640 with 1,846 males and 1,794 females, representing 63.29%.

<i>Attending School by Sex</i>	<i>Male</i>	<i>Female</i>	<i>Total</i>	<i>%</i>
Attending School	1,059	1,052	2,111	36.71%
Not attending School	1,846	1,794	3,640	63.29%
<i>Total</i>	<i>2,905</i>	<i>2,846</i>	<i>5,751</i>	<i>100.00%</i>

Source: CBMS 2010

Educational Attainment of Population Aged 3 years old and above

In terms of educational attainment, there were 369 persons who are not in school with 196 males and 173 females, representing 6.42%. One hundred twenty seven (127) were able to go to day care, 63 males and 64 females, representing 2.21%. A total of 120 were able to enter nursery, kindergarten or preparatory with 58 males and 62 females, representing 2.09%.

Individuals who were in elementary were at 1,075. While a number of 359 persons were able to graduate from elementary with 191 males and 168 females, representing 6.24%. A total of 837 were able to enter high school. There were 849 students who were able to finish high school, where 477 were males and 372 were females, representing 14.76%.

There were 1,019 persons who were able to reach college. A total of 795 persons were able to graduate from college with 322 males and 473 females, representing 13.82%. Two (2) females were able to obtain units in masters and/or doctorates, representing 0.03%. Seven (7) persons were able to finish their doctors and/or masters degree with 3 males and 4 females, representing 0.12% of the total.



Republic of the Philippines
Province of Benguet
Municipality of La Trinidad
BARANGAY TAWANG

<i>Educational Attainment by Age (3 y/o +)</i>	<i>Male</i>	<i>Female</i>	<i>Total</i>	<i>%</i>
No Grade	196	173	369	6.42%
Day Care	63	64	127	2.21%
Nursery/Kindergarten/Preparatory	58	62	120	2.09%
Grade 1	78	86	164	2.85%
Grade 2	106	90	196	3.41%
Grade 3	107	90	197	3.43%
Grade 4	93	87	180	3.13%
Grade 5	114	92	206	3.58%
Grade 6/7	80	52	132	2.30%
Elementary Graduate	191	168	359	6.24%
1st Year High School	114	93	207	3.60%
2nd Year High School	129	117	246	4.28%
3rd Year High School	113	128	241	4.19%
4th/5th Year High School	69	74	143	2.49%
High School graduate	477	372	849	14.76%
1st year Post Secondary	14	13	27	0.47%
2nd year Post Secondary	19	28	47	0.82%
3rd year Post Secondary	15	11	26	0.45%
Post Secondary graduate	50	42	92	1.60%
1st year College	133	145	278	4.83%
2nd year College	137	138	275	4.78%
3rd year College	137	153	290	5.04%
4th year College or higher	87	89	176	3.06%
College graduate	322	473	795	13.82%
With units Masters/Doctors	0	2	2	0.03%
Doctors/Masters degree	3	4	7	0.12%
<i>Total</i>	<i>2,905</i>	<i>2,846</i>	<i>5,751</i>	<i>100.00%</i>

Source: CBMS 2010

Educational Attainment of those in School

For those who are attending school, Grade 4 had the most number of enrollees accounted for 151 with 77 males and 74 females, representing 7.15%. This is followed by Grade 3 with 140 enrollees, wherein 79 were males and 61 were females, representing 6.63%. There were 138 children enrolled in Day care with 86 males and 52 females, representing 6.54%. And 122 children were enrolled in nursery, kindergarten, or preparatory, of whom 57 were males and 65 were females, representing 5.78%.

For high school, there were 120 students enrolled in first year with 61 males and 59 females, representing 5.68%. A total of 109 persons were enrolled in second year with 60 males and 49 females, representing 5.16%. Third year had 114 enrollees, 48 males and 66 females, representing 5.40%. For fourth year, there were 126 enrollees with 60 males and 66 females, representing 5.97%.



Republic of the Philippines
Province of Benguet
Municipality of La Trinidad
BARANGAY TAWANG

<i>Grade/Year Level</i>	<i>Male</i>	<i>Female</i>	<i>Total</i>	<i>%</i>
Day Care	86	52	138	6.54%
Nursery/Kindergarten/Preparatory	57	65	122	5.78%
Grade 1	62	61	123	5.83%
Grade 2	65	71	136	6.44%
Grade 3	79	61	140	6.63%
Grade 4	77	74	151	7.15%
Grade 5	64	67	131	6.21%
Grade 6/7	71	60	131	6.21%
1st Year HS	61	59	120	5.68%
2nd Year HS	60	49	109	5.16%
3rd Year HS	48	66	114	5.40%
4th/5th Year HS	60	66	126	5.97%
1st year PS	6	6	12	0.57%
2nd year PS	4	3	7	0.33%
3rd year PS	2	6	8	0.38%
1st year College	62	68	130	6.16%
2nd year College	74	74	148	7.01%
3rd year College	54	58	112	5.31%
4th year College or higher	67	84	151	7.15%
Post Graduate w/ Units	0	2	2	0.09%
<i>Total</i>	<i>1,059</i>	<i>1,052</i>	<i>2,111</i>	<i>100.00%</i>

Source: CBMS 2010

A total of 130 students were enrolled in first year college, where 62 were males and 68 were females, representing 6.16%. Second year college had 148 enrollees with 74 males and 74 females, representing 7.01%. Some 112 were enrolled in third year college, wherein 54 were males and 58 were females, representing 5.31%. There were 151 persons who are enrolled in fourth year college with 67 males and 84 females, representing 7.15%. Two (2) females were enrolled with some units in masters and/or doctors degree, representing 0.09%.

Attending and Not Attending School by Age group (3-21 years old)

There were 2,550 persons who belong to the school going age of 3 to 21 years old, wherein 1,283 were males and 1,267 were females. A total of 2,019 persons were in school, representing 79.18%. Five hundred thirty one (531) persons were not attending school, representing 20.82%.

For those in the pre-school age, some of them were in school. For those who are in elementary ages, more than 97% were in school except for those in the age bracket of 6 years old wherein only 94% were in school. For ages appropriate for high school, at least 93% were in school except for the age group of 15 and 16 wherein only 87.60% and 82.35%, respectively, were in school. And for those in ages appropriate for college, there were less compared to those in lower levels.



Republic of the Philippines
Province of Benguet
Municipality of La Trinidad
BARANGAY TAWANG

Age Group	Sex			In School		Out of School	
	Male	Female	Total	#	% To Age Group	#	% To Age Group
3	62	52	114	16	14.04%	98	85.96%
4	84	68	152	95	62.50%	57	37.50%
5	71	70	141	125	88.65%	16	11.35%
6	77	62	139	131	94.24%	8	5.76%
7	68	45	113	113	100.00%	0	0.00%
8	58	62	120	120	100.00%	0	0.00%
9	65	80	145	142	97.93%	3	2.07%
10	66	75	141	140	99.29%	1	0.71%
11	62	55	117	114	97.44%	3	2.56%
12	68	62	130	127	97.69%	3	2.31%
13	63	56	119	117	98.32%	2	1.68%
14	62	49	111	104	93.69%	7	6.31%
15	54	67	121	106	87.60%	15	12.40%
16	66	70	136	112	82.35%	24	17.65%
17	78	79	157	128	81.53%	29	18.47%
18	67	75	142	103	72.54%	39	27.46%
19	84	87	171	106	61.99%	65	38.01%
20	66	86	152	72	47.37%	80	52.63%
21	62	67	129	48	37.21%	81	62.79%
3 to 21	1,283	1,267	2,550	2,019	79.18%	531	20.82%
22-25	260	237	497	71	14.29%	426	85.71%
26-30	266	262	528	15	2.84%	513	97.16%
31-35	228	208	436	4	0.92%	432	99.08%
36 & over	868	872	1,740	2	0.11%	1,738	99.89%
<i>Total</i>	2,905	2,846	5,751	2,111		3,640	

Source: CBMS 2010

Educational Facilities and Enrollment

School Level	Name of School	Enrollment (2011-12)	Category
Pre-school & Elementary	Saint Therese School of Tomay, Inc.	389	Private
	Tawang Elementary School	421	Public
	<i>Total</i>	810	

Source: DepEd-LT, TESDA, 2012

Type of School Enrolled In

There were 1,343 persons enrolled in public schools, representing 63.62%. While 768 were enrolled in private schools, representing 36.38% of the total.



Republic of the Philippines
Province of Benguet
Municipality of La Trinidad
BARANGAY TAWANG

<i>Enrollment by School Type</i>	<i>Total</i>	<i>%</i>
Public Schools	1,343	63.62%
Private Schools	768	36.38%
<i>Total</i>	<i>2,111</i>	<i>100.00%</i>

Source: CBMS 2010

Sports and Recreation Facilities : Tawang E/S Playground
: St. Therese School of Tomay Inc. Playground

C. HEALTH

Health Facilities

The Barangay Health Station is located at the first floor of the Barangay Hall of Tawang which is located at Central Tawang. The barangay midwife holds clinic in the Barangay Health Station during Mondays and Wednesdays. For Tuesdays and Thursdays, she holds clinic at Sitio Banig. Private clinics and the Benguet General Hospital are found at the core of La Trinidad about 3 to 4 kilometers away from the barangay.

Treatment for Sickness

A total of 1,256 households have members who got sick in year 2010. Out of 1,256, there were 287 households whose members got sick availed of medical cure, representing 20.77%. Some 969 households did not avail any medical treatment, representing 70.12%. One hundred twenty six (126) households' member did not get sick at all, representing 9.12%.

<i>Availed of Treatment/Cure For Sickness</i>	<i>#</i>	<i>%</i>
Yes	287	20.77%
No	969	70.12%
Did Not Get Sick	126	9.12%
<i>Total</i>	<i>1,382</i>	<i>100.00%</i>

Source: CBMS 2010

Access to Health Facilities

Out of 287, there were 103 patients who availed of medical treatment in a private hospital or clinic, representing 35.89%. Seventy six (76) households received medical treatment from the provincial public hospital, representing 26.48%. Sixty four (64) patients availed medical cure from municipal public hospital, representing 22.30%.

<i>Place Where Received Treatment</i>	<i>#</i>	<i>%</i>
Public Hospital (provincial)	76	26.48%
Public Hospital (municipal)	64	22.30%
Public Hospital (district)	1	0.35%
Public Hospital (national)	7	2.44%
Private Hospital/Clinic	103	35.89%
Rural Health Units	10	3.48%
Barangay Health Station/Center	25	8.71%
Non-medical/Non-trained Hilot/Personnel	0	0.00%
Others	1	0.35%
<i>Total</i>	<i>287</i>	<i>100.00%</i>

Source: CBMS 2010



Republic of the Philippines
Province of Benguet
Municipality of La Trinidad
BARANGAY TAWANG

Mortality

There were 8 persons who died in the community in 2010 with 5 males and 3 females. Three (3) individuals died due to pneumonia with 2 males and a female, representing 37.50%. One male died due to disease of the vascular system, representing 12.50%. Another 1 female died due to disease of the heart, representing 12.50%. Three (3) individuals died due to other causes, representing 37.50%.

<i>Cause of Death</i>	<i>Male</i>	<i>Female</i>	<i>Total</i>	<i>%</i>
Diseases of the heart	0	1	1	12.50%
Diseases of the vascular system	1	0	1	12.50%
Pneumonia	2	1	3	37.50%
Others	2	1	3	37.50%
<i>Total</i>	<i>5</i>	<i>3</i>	<i>8</i>	<i>100.00%</i>

Source: CBMS 2010

Nutritional Status of Children (0 to 5 years old)

The Municipal Health Office recorded 812 children aged 0 to 5 years old. This comprised of 435 males and 377 females. There were 802 children who are of normal weight with 434 males and 368 females, representing 98.77%. Eight (8) female children were underweight, representing 0.99%. One male child is severely underweight, representing 0.12%. And there is one female child who is overweight, representing 0.12%.

<i>Nutritional Status of Children 0-5 Years Old</i>	<i>Male</i>	<i>Female</i>	<i>Total</i>	<i>%</i>
Overweight	0	1	1	0.12%
Normal	434	368	802	98.77%
Underweight	0	8	8	0.99%
Severely Underweight	1	0	1	0.12%
<i>Total</i>	<i>435</i>	<i>377</i>	<i>812</i>	<i>100.00%</i>

Source: MHO 2012

Family Planning Methods Usage

There were 1,074 couples in the community. Out of 1,074, 868 were women of child-bearing age. Only 450 couples were practicing family planning.

<i>Number of Couples</i>	:	<i>1,074</i>
<i>Number of Married Women of Child-bearing Age</i>	:	<i>868</i>
<i>Couples Practicing Family Planning</i>	:	<i>450</i>



Republic of the Philippines
Province of Benguet
Municipality of La Trinidad
BARANGAY TAWANG

Most of the couples who practice family planning used pills as family planning method which accounted to 154 or 34.22%. There were 94 couples who adapted tubal ligation, representing 20.89%. Couples who use injectable were at 93, representing 20.67%. And the Standard Days Method was adapted by 25 couples, representing 5.56%.

<i>Couples by Family Planning Method</i>	<i>#</i>	<i>%</i>
Barrier Method	22	4.89%
Basal Body Temperature	0	0.00%
Billings Ovulation Method	6	1.33%
Injectable	93	20.67%
IUD	14	3.11%
Lactational Amenorrhea Method	3	0.67%
Pills	154	34.22%
Standard Days Method	25	5.56%
Symtothermal Method	10	2.22%
Tubal Ligation	94	20.89%
Vasectomy	0	0.00%
Don't Know	1	0.22%
Others	28	6.22%
<i>Total</i>	<i>450</i>	<i>100.00%</i>

Source: CBMS 2010

Contraceptive Prevalence Rate : 51.84% of Currently Married Women (CWM)
15-49 Years Old Use Contraceptive Methods

: 48.50% of CWM 15-49 Years Old Use
Modern Contraceptive Method

: 3.34% of CWM 15-49 Years Old Use
Traditional Contraceptive Method

Environmental Sanitation

Solid Waste Management

Waste Generation. There were 4 metric tons of wastes generated in barangay Tawang. This is composed of 3.25 metric tons generated from the residential areas, 0.65 metric tons from the institutional areas, 0.36 metric tons from the business establishments, and 0.12 metric tons of wastes were generated from the farms.

<i>Estimated Total Waste Generated</i> : <i>4 metric tons(mt) daily</i>	
Residential : 3.25 mt	Commercial : 0.36 mt
Institutional : 0.65 mt	Agriculture : 0.12 mt
Markets : 0 mt	

Source: MPDO Estimate based on 0.534 kg/person/day



Republic of the Philippines
Province of Benguet
Municipality of La Trinidad
BARANGAY TAWANG

System of Garbage Disposal. Majority of the households or 1,355 adapted garbage collection as a way of disposing garbage. Waste segregation was adapted by 1,170 households, representing 84.66%. There were 1,023 households who do recycling, representing 74.02%. Composting was done by 796 households, representing 57.60%.

<i>System of Garbage Disposal</i>	<i>#</i>	<i>%</i>
Garbage Collection	1,355	98.05%
Burning	177	12.81%
Composting	796	57.60%
Recycling	1,023	74.02%
Waste Segregation	1,170	84.66%
Compost Pit with Cover	125	9.04%
Compost Pit without Cover	311	22.50%
Others	0	0.00%

Source: CBMS 2010

Garbage Collection. Most of the garbage of the community was being collected by the barangay garbage collector. There were 1,318 households whose garbage was being collected by the barangay garbage collector, representing 95.37% of the total households. Thirty two (32) households' garbage are being collected by the municipal garbage collector, representing 2.32%. Garbage of 5 households are being collected by a private garbage collector (probably recyclable garbage), representing 0.36%. Twenty seven (27) households said that they are not serviced by any garbage collector at all.

<i>Who Collects the Garbage</i>	<i>#</i>	<i>%</i>
Municipal/city garbage collector	32	2.32%
Barangay garbage collector	1,318	95.37%
Private garbage collector	5	0.36%
None	27	1.95%
<i>Total</i>	<i>1,382</i>	<i>100.00%</i>

Source: CBMS 2010

Collection Frequency. There were 1,233 households who said that their garbage was being collected once a week in the designated collection point, representing 89.22%. Eighty six (86) households' garbage was being collected daily, representing 6.22%. Twenty seven (27) households said that their garbage was being collected thrice a week, representing 1.95%.

<i>Frequency of Garbage Collection</i>	<i>#</i>	<i>%</i>
Daily	86	6.22%
Thrice a Week	27	1.95%
Twice a Week	9	0.65%
Once a Week	1,233	89.22%
Others	0	0.00%
None	27	1.95%
<i>Total</i>	<i>1,382</i>	<i>100.00%</i>

Source: CBMS 2010



Republic of the Philippines
Province of Benguet
Municipality of La Trinidad
BARANGAY TAWANG

Sanitation Facilities

There were 1,161 households who own water-sealed flush toilets with septic tanks, representing 84.01%. Other 132 households shared septic tanks to other households, representing 9.55%. Some 87 households still used pits, wherein 57 households used closed pit and 30 households used open pit, representing 4.12% and 2.17% respectively.

<i>Kind of Toilet Facility</i>	<i>#</i>	<i>%</i>
Water-sealed Flush to Sewerage/Septic Tank- own	1,161	84.01%
Water-sealed Flush to Sewerage/Septic Tank- shared	132	9.55%
Close Pit	57	4.12%
Open Pit	30	2.17%
No Toilet	1	0.07%
Others	1	0.07%
<i>Total</i>	<i>1,382</i>	<i>100.00%</i>

Source: CBMS 2010

D. HOUSING

Residential Construction

From the records of the Municipal Engineering Office, 24 new buildings were constructed at barangay Tawang as of 2012. This represents 6.35% of the total new buildings constructed in La Trinidad.

House Ownership

Most of the households or 1,109 were owners of house and lot, representing 80.25%. There were 132 households who rent a house/room including lot, representing 9.55%. Seventy seven (77) households lived in a rent-free house and lot with the consent of the owner, representing 5.57%. A number of 24 households own a house with rent free-lot and with the consent of the owner, representing 1.74%.

<i>Households by Tenure Status</i>	<i>#</i>	<i>%</i>
Owner, owner-like possession of house and lot	1,109	80.25%
Rent house/room including lot	132	9.55%
Own house/rent lot	19	1.37%
Own house, rent-free lot with consent of owner	24	1.74%
Own house, rent-free lot without consent of owner	5	0.36%
Rent-free house and lot with consent of owner	77	5.57%
Rent-free house and lot without consent of owner	0	0.00%
Other tenure status	16	1.16%
<i>Total</i>	<i>1,382</i>	<i>100.00%</i>

Source: CBMS 2010



Republic of the Philippines
Province of Benguet
Municipality of La Trinidad
BARANGAY TAWANG

<i>Average Imputed Rent per Month for the House and/Lot:</i>		<i>₱2,181</i>
<i>Minimum Imputed Rent</i>	:	<i>₱100</i>
<i>Maximum Imputed Rent</i>	:	<i>₱25,000</i>

Construction Materials of Housing Units

According to materials used for walls of houses, 1,315 households have house walls made of strong materials, representing 95.15%. House walls of 41 households were made up of mixed but predominantly strong materials, representing 2.97%. Households with house walls made of light materials were at 9, representing 0.65% of the total households.

<i>Households by Type of Materials Used for Walls</i>	<i>#</i>	<i>%</i>
Strong Materials	1,315	95.15%
Light Materials	9	0.65%
Salvaged/Makeshift Materials	6	0.43%
Mixed but Predominantly Strong	41	2.97%
Mixed but Predominantly Light	4	0.29%
Mixed but Predominantly Salvage	6	0.43%
Others	1	0.07%
<i>Total</i>	<i>1,382</i>	<i>100.00%</i>

Source: CBMS 2010

As to type of materials used for house roof, there were 1,312 households whose house roofs were made of strong materials, representing 94.93%. Thirty eight (28) households have house roofs made of mixed materials but predominantly strong, representing 2.75%. House roofs of 10 households were made of light materials, representing 0.72%. Another 10 households have house roofs made up of salvage/makeshift materials, representing 0.72%.

<i>Households by Type of Materials Used for Roof</i>	<i>#</i>	<i>%</i>
Strong Materials	1,312	94.93%
Light Materials	10	0.72%
Salvaged/Makeshift Materials	10	0.72%
Mixed but Predominantly Strong	38	2.75%
Mixed but Predominantly Light	6	0.43%
Mixed but Predominantly Salvage	5	0.36%
Others	1	0.07%
<i>Total</i>	<i>1,382</i>	<i>100.00%</i>

Source: CBMS 2010

Imputed Rent: if the house and lot is owned or being used for free, the imputed rent refers to the amount the owner would charge to rent the housing unit.



Republic of the Philippines
Province of Benguet
Municipality of La Trinidad
BARANGAY TAWANG

Household Conveniences

Most households owned LPG Gas Stove/Range accounted to 1,269, representing 91.82%. Television was owned by 1,232 households, representing 89.15%. A total of 1,180 households owned a radio or radio cassette, representing 85.38%. Mobile phone or cellular phone was owned by 1,167 households, accounted to 84.44%.

There were 996 households who own a CD/VCD/DVD player, accounted to 72.07%. Some 694 households owned electric iron, representing 50.22%. The refrigerator or freezer was owned by 646 households, representing 46.74%. Washing machine was owned by 631 households, representing 45.66% of the total households.

<i>Households With Appliances/Durables</i>	#	%
Radio/Radio Cassette	1,180	85.38%
Television	1,232	89.15%
CD/VCD/DVD	996	72.07%
Stereo/Component	190	13.75%
Karaoke	102	7.38%
Refrigerator/Freezer	646	46.74%
Electric Fan	140	10.13%
Electric Iron	694	50.22%
LPG Gas Stove/Range	1,269	91.82%
Washing Machine	631	45.66%
Microwave Oven	161	11.65%
Personal Computer	317	22.94%
Mobile Phone/Cellular Phone	1,167	84.44%
Landline Telephone	63	4.56%
Air-conditioner	13	0.94%
Sewing Machine	74	5.35%
Car, Jeep, Motorcycle and Other Motorized Vehicles	187	13.53%

Source: CBMS 2010

E. SOCIAL WELFARE

Day Care Center Facilities

Central Tawang Day Care Center
Upper Banig Day Care Center

Lower Banig Day Care Center
Boted Tawang Day Care Center

Clientele Group

Solo Parents

There were 76 solo parents in the community, wherein 31 were males and 45 were females, representing 5.50%. Most of them were solo parents due to death of spouse accounted to 25 or 32.89% with 8 males and 17 females. Nineteen (19) were solo parents due to non-marriage, where 10 were males and 9 were females, representing 25%. Abandonment of spouse was accounted to 14 with 5 males and 9 females, representing 18.42%.



Republic of the Philippines
Province of Benguet
Municipality of La Trinidad
BARANGAY TAWANG

<i>Reasons For Being A Solo Parent</i>	<i>Male</i>	<i>Female</i>	<i>Total</i>	<i>%</i>
Death of Spouse	8	17	25	32.89%
Imprisonment of Spouse	0	2	2	2.63%
Legal Separation from Spouse for At least One Year	3	3	6	7.89%
Abandonment of Spouse for At least One Year	5	9	14	18.42%
Unmarried Mother/Father Who Preferred to Keep the Child Instead of Others Caring for Her/Him	10	9	19	25.00%
Assumes the Responsibility of the Head of the Family	4	4	8	10.53%
Other Reason	1	1	2	2.63%
<i>Total</i>	<i>31</i>	<i>45</i>	<i>76</i>	<i>100.00%</i>

Source: CBMS 2010

Persons with Disability

A number of 57 disabled persons were recorded in the community, where 41 were males and 16 were females. There were 8 persons who have mild cerebral palsy, of whom 7 were males and 1 was female, representing 14.04%. Five (5) males were partially blind, representing 8.77%. Four (4) persons have one leg with 2 males and 2 females, representing 7.02%.

<i>Persons With Disability By Type/Sex</i>	<i>Male</i>	<i>Female</i>	<i>Total</i>	<i>%</i>
Partial Blindness	5	0	5	8.77%
Low Vision	1	2	3	5.26%
Totally Deaf	2	1	3	5.26%
Partially Deaf	0	1	1	1.75%
Hard of Hearing	2	1	3	5.26%
Oral Defect	2	0	2	3.51%
One Leg	2	2	4	7.02%
Mild Cerebral Palsy	7	1	8	14.04%
Severe Cerebral Palsy	1	2	3	5.26%
Regularly Intellectually Impaired	1	2	3	5.26%
Severely Intellectually Impaired	0	1	1	1.75%
Regularly Impaired by Mental Illness	3	0	3	5.26%
Severely Impaired by Mental Illness	2	0	2	3.51%
Regularly Multiple Impaired	2	0	2	3.51%
Severely Multiple Impaired	1	0	1	1.75%
Others	10	3	13	22.81%
<i>Total</i>	<i>41</i>	<i>16</i>	<i>57</i>	<i>100.00%</i>

Source: CBMS 2010

Disabilities of 22 persons were in-born with 15 males and 7 females, representing 38.60%. Twenty one (21) individuals have disabilities due to illness, of which 17 were males and 4 were females, representing 36.84%. There were 7 disabled persons due to accident with 4



Republic of the Philippines
Province of Benguet
Municipality of La Trinidad
BARANGAY TAWANG

males and 3 females, representing 12.28%. Another 7 persons were disabled due to other causes, where 5 were males and 2 were females, representing 12.28%.

<i>Cause of Disability</i>	<i>Male</i>	<i>Female</i>	<i>Total</i>	<i>%</i>
In-born	15	7	22	38.60%
Illness	17	4	21	36.84%
Accident	4	3	7	12.28%
Others	5	2	7	12.28%
<i>Total</i>	<i>41</i>	<i>16</i>	<i>57</i>	<i>100.00%</i>

Source: CBMS 2010

There were 15 disabled persons who received assistance. Financial assistance was received by 6 persons, representing 10.53%. Another 6 persons received medical assistance, representing 10.53%. Livelihood assistance was received by 1 person, representing 1.75%. And 2 individuals received other kind of assistance, representing 3.51%. The sources of assistance received were from Government with 10 recipients, non-government agency with 1 recipient, and 4 from other sources.

<i>Assistance Received</i>	<i>Total</i>	<i>%</i>
Financial Assistance	6	10.53%
Medical Assistance	6	10.53%
Livelihood Assistance	1	1.75%
Others	2	3.51%
<i>Total</i>	<i>15</i>	<i>26.32%</i>

Source: CBMS 2010

<i>Source of Assistance Received</i>	<i>Total</i>	<i>%</i>
Government	10	17.54%
NGO	1	1.75%
Others	4	7.02%
<i>Total</i>	<i>15</i>	<i>26.31%</i>

Source: CBMS 2010

Senior Citizens

Senior citizens were at 219 with 140 males and 79 females, representing 3.60% of the total population. There were 170 seniors who have identification cards, of whom 103 were males and 67 were females, representing 77.63%. While 49 seniors, 37 males and 12 females, do not have identification cards, representing 22.37%. Out of 170, only 70 seniors were able to use their identification cards, where 37 were males and 33 were females, representing 41.18%.

<i>Senior Citizen</i>	<i>M</i>	<i>F</i>	<i>Total</i>	<i>%</i>
Members Who Has Able to Use ID	37	33	70	41.18%
With Identification Card	103	67	170	77.63%
Without Identification Card	37	12	49	22.37%
<i>Total</i>	<i>140</i>	<i>79</i>	<i>219</i>	<i>100.00%</i>

Source: CBMS 2010



Republic of the Philippines
Province of Benguet
Municipality of La Trinidad
BARANGAY TAWANG

Access to Government Programs

A total of 669 households were beneficiaries of Government's various programs, representing 48.41% of the total households. Most of them or 240 households were recipients of Health Assistance program, representing 35.87%. Supplemental Feeding program had 187 recipient, representing 27.95%. Some 133 households were beneficiaries of Philhealth for Indigents, representing 19.88%. Given these programs, at least 91.33% said that the effects of the programs were good.

<i>Types of Programs Received/Availed by the HHs</i>	<i>#</i>	<i>%</i>
Recipient of CARP	34	5.08%
Philhealth for Indigents	133	19.88%
Supplemental Feeding Program	187	27.95%
Health assistance program	240	35.87%
Education / scholarship program	34	5.08%
Skills or livelihood training program	9	1.35%
Housing program	0	0.00%
Credit program	32	4.78%
Other types of program, specify	0	0.00%
<i>Total</i>	<i>669</i>	<i>100.00%</i>

Source: CBMS 2010

<i>Effect of the Program</i>	<i>#</i>	<i>%</i>
Positive	611	91.33%
No Effect	56	8.37%
Negative Effect	2	0.30%
<i>Total</i>	<i>669</i>	<i>100.00%</i>

Source: CBMS 2010

F. PUBLIC SAFETY

Peace and Order

From the records of the Philippine National Police of La Trinidad, there were 33 incidence of crime in the community. Vehicular accident is the top most crime in the barangay which is accounted to 17 or 51.52%. Physical Injury had 4 incidents, representing 12.12%. And child abuse had 3 incidents, representing 9.09%.

<i>Victims of Crime</i>	<i>#</i>	<i>%</i>
Child Abuse	3	9.09%



Republic of the Philippines
Province of Benguet
Municipality of La Trinidad
BARANGAY TAWANG

Other Non-index	2	6.06%
Physical Injuries	4	12.12%
Robbery	2	6.06%
Theft	2	6.06%
Special Laws	1	3.03%
VAWC	2	6.06%
Vehicular Accidents	17	51.52%
<i>Total</i>	33	100.00%

Source: PNP-LT, 2012 Data

Calamity

There were 134 households who are affected by natural or man-made disaster last 2010, representing 9.70% of the total households. Most of them said that they were affected by typhoon, accounted to 101 or 75.37% of the total. Twenty six (26) households were affected by flood, representing 19.40%. Five (5) households were due to drought, representing 3.73%. And 1 household was a victim of earthquake, representing 0.75%.

<i>Types of Calamities</i>	#	%
Typhoon	101	75.37%
Flood	26	19.40%
Drought	5	3.73%
Earthquake	1	0.75%
Volcanic Eruption	0	0.00%
Armed Conflict	0	0.00%
Fire	0	0.00%
Others	1	0.75%
<i>Total</i>	134	100.00%

Source: CBMS 2010

VI. ECONOMY

A. SOURCES OF INCOME

Entrepreneurial Activities

A total of 706 households were engaged in entrepreneurial activities including agricultural activities, representing 51.09%. There were 276 households who are engaged in wholesale and retail trade activities with an average income of ₱78,241 annually. Some 162 households were in crop farming and gardening having an average annual income of ₱36,112. Transportation, storage and communication services had 96 households with an average annual income of ₱126,641.



Republic of the Philippines
Province of Benguet
Municipality of La Trinidad
BARANGAY TAWANG

<i>Entrepreneurial Activities by Income</i>	<i>Households</i>		<i>Income (P)</i>		
	<i>#</i>	<i>%</i>	<i>Minimum</i>	<i>Average</i>	<i>Maximum</i>
Crop Farming and Gardening	162	11.72%	₱300	₱36,112	₱319,200
Livestock and Poultry Raising	61	4.41%	400	20,392	89,100
Fishing Activities	0	0%	0	0	0
Forestry and Hunting Activities	7	0.51%	400	2,386	5,000
Wholesale & Retail Trade Activities	276	19.97%	500	78,241	480,000
Manufacturing Activities	35	2.53%	3,000	56,343	216,000
Community, Social & Personal	6	0.43%	10,000	35,667	50,000
Transportation, Storage, and Communication Services	96	6.95%	1,000	126,641	1,350,000
Mining and Quarrying Activities	21	1.52%	5,000	61,467	156,000
Construction	26	1.88%	10,000	63,694	108,000
Other Activities	16	1.16%	5,000	40,500	100,000
Total	706				

Source: CBMS 2010

Salaries and Wages

At least 69.18% or 956 households in the community are wage earners. Their average annual income is ₱143,714.

<i>Salaries and Wages by Income</i>	<i>Households</i>		<i>Income (P)</i>		
	<i>#</i>	<i>%</i>	<i>Minimum</i>	<i>Average</i>	<i>Maximum</i>
Salaries and Wages	956	69.18%	5,100	143,714	3,988,000

Source: CBMS 2010

Additional Sources of Income

Aside from the main source of income, 500 households had additional sources of income. There were 194 households who receive remittances from Overseas Filipino Workers with an average annual income of ₱106,785. Ninety seven (97) households had an additional income from retirement and pension received having an average income of ₱57,984 annually. Seventy two (72) households received cash receipts, support, assistance and relief from domestic sources with an average annual income of ₱46,264.

<i>Additional Sources of Income</i>	<i>Number of HHs</i>	<i>Minimum Income</i>	<i>Average Income</i>	<i>Maximum Income</i>
Net Share of Crops, Livestock, and Poultry Raised by Other Households	44	200	25,572	80,000
Remittances from Overseas Filipino Workers	194	1,000	106,785	612,000
Receipts from Abroad	35	500	160,514	3,600,000
Receipts from Domestic Sources	72	800	46,264	300,000
Rentals Received	32	5,000	47,806	178,000
Interest Earned	4	50	8,263	25,000
Pension and Retirement Received	97	2,700	57,984	325,000
Dividends from Investment	11	370	9,234	30,000
Other Sources	11	8,000	38,673	57,600
Total	500			

Source: CBMS 2010



Republic of the Philippines
 Province of Benguet
Municipality of La Trinidad
BARANGAY TAWANG

Annual Per Capita Poverty Threshold

There were 186 households whose annual per capita incomes are below the poverty threshold (15,820), representing 13.46% of the total households. The annual per capita poverty threshold is the minimum annual income required to be spent by each member of the family to satisfy their nutritional requirements and other basic needs.

Agriculture

Households who were engaged in agriculture were accounted to 162, representing 11.72% of the total households in the community. Their common agricultural products were sayote, beans, potatoes, patchay and cutflowers.

Tenure Status. Out of 162 households engaged in agriculture, 120 were owners of agricultural land, representing 74.07%. There were 21 households who do not own the agricultural land they were working on but with consent of the owner, representing 12.96%. Nineteen (19) households were renting the land they were cultivating, representing 11.73%.

<i>Tenure Status (Agricultural Land)</i>	<i>#</i>	<i>%</i>
Owned or owner-like possession	120	74.07%
Rent	19	11.73%
Not owned but with consent of owner	21	12.96%
Not owned and without consent of owner	0	0.00%
Other	2	1.23%
<i>Total</i>	<i>162</i>	<i>100.00%</i>

Source: CBMS 2010

Agricultural Land Area. There were 131 households who are cultivating agricultural land that is less than 1 hectare, representing 80.86%. Households who are working on agricultural land which is 1 to 3 hectares were at 27, representing 16.67%. And only 4 households were working on agricultural land that is 3 to 5 hectares, accounted to 2.47%.

<i>Area of Agricultural Land</i>	<i>#</i>	<i>%</i>
Less Than 1 Hectare	131	80.86%
1 - 3 Hectares	27	16.67%
3.1 - 5 Hectares	4	2.47%
More Than 5 Hectares	0	0.00%
Not Specified	0	0.00%
<i>Total</i>	<i>162</i>	<i>100%</i>

Source: CBMS 2010



Republic of the Philippines
Province of Benguet
Municipality of La Trinidad
BARANGAY TAWANG

Agricultural Implements. A number of 134 farmers were owners of agricultural equipment or facilities, representing 86.45%. While 21 farmers do not own the agricultural equipment or facilities they used in the farm, representing 13.55%. Seventy seven (77) farmers used insecticide or pesticide sprayers, representing 49.68%. Fourteen (14) farmers used farm shed, representing 9.03%. And 12 farmers owned a plow, representing 7.74%.

<i>Ownership of Equipment or Facilities</i>	<i>#</i>	<i>%</i>
Yes	134	86.45%
No	21	13.55%
<i>Type of Agricultural Equipment or Facilities Used</i>	<i>#</i>	<i>%</i>
Beast of Burden	3	1.94%
Plow	12	7.74%
Harrow	4	2.58%
Mower	5	3.23%
Thresher or Corn Sheller	2	1.29%
Insecticide or Pesticide Sprayer	77	49.68%
Farm Tractor	3	1.94%
Hand Tractor	7	4.52%
Turtle or Mud boat	0	0.00%
Planter or Transplanter or Dryers	1	0.65%
Mechanical Dryer	0	0.00%
Multipurpose Drying Pavement	0	0.00%
Rice Mill/Corn Mill/Feed Mill	0	0.00%
Harvester, Any Crop	2	1.29%
Warehouse Granary	9	5.81%
Farm Shed	14	9.03%
Irrigation Pump	8	5.16%
Other Equipments/Facilities	8	5.16%

Source: CBMS 2010

Livestock Raising

There were 66 households who are engaged in livestock raising. Thirty one (31) households raised hogs for fattening, representing 46.97%. Chicken were raised by 18 households, representing 27.27%. Ten (10) households raised sow, representing 15.15%. And 2 households raised cows, accounted to 3.03%.

<i>Livestock Being Raised by Households</i>	<i>#</i>	<i>%</i>
Hog for Fattening	31	46.97%
Sow	10	15.15%
Goat	0	0.00%
Carabao	1	1.52%
Cow	2	3.03%
Chicken	18	27.27%



Republic of the Philippines
Province of Benguet
Municipality of La Trinidad
BARANGAY TAWANG

Chicken for Egg Laying	1	1.52%
Duck	1	1.52%
Other Livestock/Poultry	2	3.03%
<i>Total</i>	66	100.00%

Source: CBMS 2010

Households who were engaged in livestock or poultry raising had produced 295 live animals, 3,761 kilograms of meat and 80 pieces of eggs annually.

<i>Volume of Production of Livestock/Poultry</i>	<i>Volume of Production</i>
Live animals	295 heads
Meat	3761 kgs.
Milk	0 liters
Eggs	80 pcs.

Source: CBMS 2010

B. EMPLOYMENT

Labor Force

The potential labor force of Tawang is at 4,021 persons with 2,012 males and 2,009 females. The actual labor force is 2,270 persons, which does not include those unable, not available and not looking for work (such as students, housewives, disabled, retired persons and seasonal workers). Out of 2,270, a total of 2,132 persons were employed, wherein 2,088 were 15-64 years old, 38 persons were 65 years old and above, and 6 persons were below 14 year old. This garnered an employment rate of 93.92%. There were 138 unemployed persons with 62 males and 76 females, representing 6.08%.

<i>Labor Force</i>	<i>Male</i>	<i>Female</i>	<i>Total</i>	<i>%</i>
Potential Labor Force (15-64 years old)	2,012	2,009	4,021	
Actual Labor Force				
Employed	1,353	779	2,132	93.92%
<i>Employed Members (15-64 years old)</i>	1,329	759	2,088	91.98%
<i>Employed Members (14 Years Old and Below)</i>	4	2	6	0.26%
<i>Employed Members (65 Years old and Above)</i>	20	18	38	1.67%
Unemployed Members (Looking for Work)	62	76	138	6.08%
Actual Labor Force	1,415	855	2,270	100.00%

Source: CBMS 2010

Nature of Employment

Out of 2,132 employed persons, 1,453 persons were permanently employed with 854 males and 599 females, representing 68.15%. There were 577 persons who are employed in short-term, seasonal or casual basis, of whom 426 were males and 151 were females, representing 27.06%. And persons who worked on different jobs on day to day or week to week basis were at 102 with 73 males and 29 females, representing 4.78%.



Republic of the Philippines
Province of Benguet
Municipality of La Trinidad
BARANGAY TAWANG

<i>Nature of Employment</i>	<i>Male</i>	<i>Female</i>	<i>Total</i>	<i>%</i>
Permanent	854	599	1,453	68.15%
Short-term, seasonal, casual	426	151	577	27.06%
Worked on different jobs on day to day/week to week	73	29	102	4.78%
<i>Total</i>	<i>1,353</i>	<i>779</i>	<i>2,132</i>	<i>100.00%</i>

Source: CBMS 2010

Employment by Sector

A total of 457 employed individuals were in wholesale and retail trade, where 158 were males and 299 were females, representing 21.44%. Some 334 persons were employed in construction sector with 329 males and 5 females, representing 15.67%. Agriculture, mining and forestry employed 285 persons, of whom 194 were males and 91 were females, accounted to 13.37%. Persons employed in transportation, storage and communication were 216 with 212 males and 4 females, accounted to 10.13%

There were 146 persons employed in private households with 87 males and 59 females, representing 6.85%. A number of 128 were employed in education sector, where 39 were males and 89 were females, representing 6%. Community, social and/or personal activities sector employed 122 persons, 79 males and 43 females, representing 5.72%. And 103 persons were in public administration and defense sector, of whom 75 were males and 28 were females, representing 4.83%.

<i>Employment by Sector/Industry</i>	<i>Male</i>	<i>Female</i>	<i>Total</i>	<i>%</i>
Agriculture, Mining, and Forestry	194	91	285	13.37%
Fishing	7	11	18	0.84%
Mining and Quarrying	67	1	68	3.19%
Manufacturing	20	41	61	2.86%
Electricity, Gas, and Water Supply	31	4	35	1.64%
Construction	329	5	334	15.67%
Wholesale & Retail Trade, Vehicle Repair	158	299	457	21.44%
Hotel and Restaurants	15	16	31	1.45%
Transportation, Storage, and Communication	212	4	216	10.13%
Financial Intermediation	10	13	23	1.08%
Real Estate, Renting, and Business Activities	9	23	32	1.50%
Public Administration and Defense	75	28	103	4.83%
Education	39	89	128	6.00%
Health and Social Work	16	51	67	3.14%
Other Community, Social/Personal Activities	79	43	122	5.72%
Private HHs with Employed Persons	87	59	146	6.85%
Extra- territorial Organization	5	1	6	0.28%
<i>Total</i>	<i>1,353</i>	<i>779</i>	<i>2,132</i>	<i>100.00%</i>

Source: CBMS 2010



Republic of the Philippines
Province of Benguet
Municipality of La Trinidad
BARANGAY TAWANG

Primary Occupation or Business

At most, 744 individuals are laborers and unskilled workers with 583 males and 161 females, representing 34.90%. This is followed by 411 persons who are service workers, shop workers and market sales workers, of which 152 were males and 259 were females, representing 19.28%. There were 222 physical, mathematical, and engineering science professionals with 84 males and 138 females, representing 10.41%.

A number of 202 persons were trades and related workers, 155 males and 47 females, representing 9.47%. Some 187 individuals were farmers, forestry workers and fishermen, wherein 127 were males and 60 were females, representing 8.77%. Plant and machine operators and assemblers were accounted to 112 with 98 males and 14 females, representing 5.25%.

<i>Type of Primary Occupation or Business</i>	<i>Male</i>	<i>Female</i>	<i>Total</i>	<i>%</i>
Officials of Gov't and Special-Interest Organizations, Corporate Executives, Managers, Managing Proprietors & Supervisors	57	22	79	3.71%
Physical, Mathematical and Engineering Science Professionals	84	138	222	10.41%
Technician and Associate Professionals	43	35	78	3.66%
Clerks	11	32	43	2.02%
Service Workers, Shop Workers and Market Sales Workers	152	259	411	19.28%
Farmers, Forestry Workers and Fishermen	127	60	187	8.77%
Trades and Related Workers	155	47	202	9.47%
Plant and Machine Operators and Assemblers	98	14	112	5.25%
Laborers and Unskilled Workers	583	161	744	34.90%
Special Occupations	43	11	54	2.53%
<i>Total</i>	<i>1,353</i>	<i>779</i>	<i>2,132</i>	<i>100.00%</i>

Source: CBMS 2010

Class of Worker

There were 785 employed persons who worked for private establishments, of which 565 were males and 220 were females, representing 36.82%. A total of 532 individuals were self-employed without employees with 240 males and 292 females, representing 24.95%. Some 476 persons worked for a household, where 340 were males and 136 were females, representing 22.33%. And 252 persons worked for Government or Government Corporation with 145 males and 107 females, representing 11.82%.

<i>Class of Worker</i>	<i>Male</i>	<i>Female</i>	<i>Total</i>	<i>%</i>
Worked for a household	340	136	476	22.33%
Worked for a private establishment	565	220	785	36.82%
Worked for government/ government corporation	145	107	252	11.82%
Self employed without employees	240	292	532	24.95%
Employer in own family-operated farm or business	17	10	27	1.27%
Worked with pay on own family operated farm or business	27	9	36	1.69%
Work without pay on own family operated farm/business	19	5	24	1.13%

Source: CBMS 2010



Republic of the Philippines
Province of Benguet
Municipality of La Trinidad
BARANGAY TAWANG

Professionals

Professionals were at 273 with 230 males and 43 females, representing 4.48% of the total population. Most of them were professional teachers which accounted for 107 or 39.19%, where 86 were males and 21 were females. This is followed by nurse with 62, where 55 were males and 7 were females, representing 22.71%. Criminologists were at 26 with 25 males and a female, representing 9.52%.

There were 12 civil engineers with 10 males and 2 females, accounted to 4.40%. Eight males were agriculturist, representing 2.93%. Seven (7) individuals were forester, where 4 were males and 3 were females, representing 2.56%. And certified public accountants were accounted to 6, all males, representing 2.20% of the total.

<i>Members Who Are Professionals</i>	<i>Males</i>	<i>Females</i>	<i>Total</i>	<i>%</i>
Agriculturist	8	0	8	2.93%
Attorney-at-Law	2	0	2	0.73%
Certified Public Accountant	6	0	6	2.20%
Civil Engineer	10	2	12	4.40%
Criminologist	25	1	26	9.52%
Dentist	1	0	1	0.37%
Elect. and Comm. Engineer	1	1	2	0.73%
Forester	4	3	7	2.56%
Geodetic Engineer	4	0	4	1.47%
Librarian	1	0	1	0.37%
Mechanical Engineer	1	0	1	0.37%
Medical Doctor	2	0	2	0.73%
Medical Technologist	3	1	4	1.47%
Midwife	2	1	3	1.09%
Mining Engineer	1	0	1	0.37%
Naval Arch. And Marine Engineer	1	0	1	0.37%
Nurse	55	7	62	22.71%
Nutritionist Dietitian	2	0	2	0.73%
Pharmacist	2	0	2	0.73%
Physical Therapist	1	0	1	0.37%
Physician	2	0	2	0.73%
Professional Agricultural Engineer	1	0	1	0.37%
Professional Teacher	86	21	107	39.19%
Registered Electrical Engineer	1	1	2	0.73%
Sanitary Engineer	1	0	1	0.37%
Social Worker	1	0	1	0.37%
Veterinarian	0	1	1	0.37%
Others	6	4	10	3.66%
<i>Total</i>	<i>230</i>	<i>43</i>	<i>273</i>	<i>100.00%</i>

Source: CBMS 2010



Republic of the Philippines
Province of Benguet
Municipality of La Trinidad
BARANGAY TAWANG

Unemployment and Job Search Method

There were a total of 138 unemployed persons who were searching for work with 62 males and 76 females. As a method of searching for work, 38 persons placed or answered private advertisements with 13 males and 25 females, representing 27.54%. Thirty four (34) persons approached relatives or friends, where 18 were males and 16 were females, representing 24.64%. Twenty seven (27) persons approached employer directly, of whom 15 were males and 12 were females, representing 19.57%. Persons who registered in private employment agencies were at 25 with 12 males and 13 females, representing 18.12%. Eleven (11) persons registered in public employment agencies with 4 males and 7 females, representing 7.97% of the total.

<i>Job Search Method</i>	<i>Male</i>	<i>Female</i>	<i>Total</i>	<i>%</i>
Registered in public employment agency	4	7	11	7.97%
Registered in private employment agency	12	13	25	18.12%
Approached employer directly	15	12	27	19.57%
Approached relatives/friends	18	16	34	24.64%
Placed or answered private advertisements	13	25	38	27.54%
Others	0	3	3	2.17%
<i>Total</i>	<i>62</i>	<i>76</i>	<i>138</i>	<i>100.00%</i>

Source: CBMS 2010

Reason for Not Searching or Applying for a Job

From the potential labor force, a total of 1,795 persons were not looking for work. This is comprised of 621 males and 1,174 females. At most, 775 individuals were students with 365 males and 410 females, representing 43.18%. There were 618 persons who were not in search for job due to housekeeping duties with 42 males and 576 females, representing 34.43%.

Some 134 were either too young or old, retired and/or permanently disabled with 67 males and 67 females, representing 7.47%. A number of 101 individuals were waiting for results of previous job application, 54 males and 47 females, representing 5.63%. And 34 persons believed that there is no work available for them with 17 males and 17 females, representing 1.89% of the total.

<i>Reasons For Not Looking For Work (15-64 years old)</i>	<i>Male</i>	<i>Female</i>	<i>Total</i>	<i>%</i>
Believes no work is available	17	17	34	1.89%
Awaiting results of previous job application	54	47	101	5.63%
Temporary illness/disability	9	5	14	0.78%
Bad Weather	2	0	2	0.11%
Waiting for rehire/job recall	23	11	34	1.89%
Too young/old, retired, permanently disabled	67	67	134	7.47%
Housekeeping	42	576	618	34.43%
Schooling	365	410	775	43.18%
Other reasons	42	41	83	4.62%
<i>Total</i>	<i>621</i>	<i>1,174</i>	<i>1,795</i>	<i>100.00%</i>

Source: CBMS 2010



Republic of the Philippines
Province of Benguet
Municipality of La Trinidad
BARANGAY TAWANG

Overseas Employment

There were 200 members of the households in Tawang who were Overseas Filipino workers. Hong Kong hired 33 workers, representing 16.50%. Thirty (30) workers were in Saudi Arabia, representing 15%. Canada accommodated 17 workers, representing 8.50%. Fourteen (14) persons were workers in United Kingdom, representing 7%. Korea hired 12 workers, representing 6%. And another twelve (12) persons were in United Arab Emirates representing 6% of the total.

<i>Country of Work</i>	<i>#</i>	<i>%</i>	<i>Country of Work</i>	<i>#</i>	<i>%</i>
Australia	5	2.50%	Kuwait	2	1.00%
Austria	1	0.50%	Malaysia	4	2.00%
Bahamas	1	0.50%	New Zealand	1	0.50%
Belize	1	0.50%	Saudi Arabia	30	15.00%
Brazil	1	0.50%	Singapore	7	3.50%
Brunei Darussalam	2	1.00%	South Africa	1	0.50%
Canada	17	8.50%	Spain	1	0.50%
Central African Republic	1	0.50%	Switzerland	1	0.50%
China	9	4.50%	Taiwan	6	3.00%
Cyprus	4	2.00%	Thailand	1	0.50%
Germany	1	0.50%	United Arab Emirates	12	6.00%
Hong Kong	33	16.50%	United Kingdom	14	7.00%
Israel	7	3.50%	United States of America	11	5.50%
Italy	4	2.00%	Vietnam	1	0.50%
Japan	8	4.00%	Others	1	0.50%
Korea	12	6.00%	<i>Total</i>	<i>200</i>	<i>100.00%</i>

Source: CBMS 2010

Kind of Work Abroad

As to kind of work abroad, majority or 164 OFWs were service workers, shop workers, and market sales workers, of whom 115 were males and 49 were females, representing 82%. Physical, mathematical and engineering science professionals were at 15 with 7 males and 8 females, representing 7.50%. There were 9 who are laborers and unskilled workers with 7 males and 2 females, representing 4.50%. Another 9 were officials of government and special-interest organizations, corporate executives, managers, managing proprietors and supervisors with 7 males and 2 females, representing 4.50%.

<i>Kind of Work in Abroad</i>	<i>Male</i>	<i>Female</i>	<i>Total</i>	<i>%</i>
Officials of Gov't & Special-Interest Organizations, Corporate Executives, Managers, Managing Proprietors & Supervisors	7	2	9	4.50%
Physical, Mathematical & Engineering Science Professionals	7	8	15	7.50%
Technician and Associate Professionals	0	0	0	0.00%
Clerks	0	0	0	0.00%
Service Workers and Shop and Market Sales Workers	115	49	164	82.00%
Farmers, Forestry Workers and Fishermen	1	0	1	0.50%
Trades and Related Workers	0	0	0	0.00%
Plant and Machine Operators and Assemblers	0	0	0	0.00%
Laborers and Unskilled Workers	7	2	9	4.50%



Republic of the Philippines
Province of Benguet
Municipality of La Trinidad
BARANGAY TAWANG

Special Occupations	1	1	2	1.00%
<i>Total</i>	<i>138</i>	<i>62</i>	<i>200</i>	<i>100.00%</i>

Source: CBMS 2010

C. INFRASTRUCTURE AND UTILITIES

Electricity

Almost all of the households in the community have electrical connections with BENECO, which accounted to 1,352 households or 97.83% of the total households. Thirty (30) households have no electrical connections, representing 2.17%. The average monthly electrical bill was at P416.00.

Number of Households with Electricity Connections: 1,352 (97.83% of total HHs)

Number of Households w/o Electricity Connections: 30 (2.17% of the HHs)

Average Monthly Electric Bill : P416.00

<i>Source of Electricity in the House/Building</i>	<i>#</i>	<i>%</i>
Electric Company	1,349	97.61%
Generator	2	0.15%
Solar	0	0.00%
Battery	1	0.07%
Others	0	0.00%
None	30	2.17%
<i>Total</i>	<i>1,382</i>	<i>100.00%</i>

Source: CBMS 2010

Access to Safe Drinking Water

A total of 319 households have access to safe drinking water (bottled water), representing 23.08%. There were 558 households, whose water is connected to the community water system, representing 40.38%. A number of 336 households have shared water system, representing 24.31%. Sixty eight (68) households' drinking water is from rivers, stream, lake or spring, representing 4.92%. And 45 households shared deep well to other households, representing 3.26%.

<i>Source of Drinking Water</i>	<i>#</i>	<i>%</i>
Community Water System-own	558	40.38%
Community Water System-shared	336	24.31%
Deep Well-own	19	1.37%
Deep Well-shared	45	3.26%
Artesian Well-own	0	0.00%
Artesian Well-shared	0	0.00%
Dug/Shallow Well-own	1	0.07%
Dug/Shallow Well-shared	1	0.07%
River, Stream, Lake, Spring	68	4.92%
Bottled Water	319	23.08%
Tanker Truck/Peddler	32	2.32%
Others	2	0.14%
Not Stated	1	0.07%
<i>Total</i>	<i>1,382</i>	<i>100.00%</i>

Source: CBMS 2010



Republic of the Philippines
Province of Benguet
Municipality of La Trinidad
BARANGAY TAWANG

There were 306 households who said that the source of their drinking water is just within their premises, representing 22.14%. Some 179 households' source of drinking water is outside their premises and more than 251 meters, representing 12.95%. While source of drinking water of 164 households is outside their premises but less than 250 meters, representing 11.87%.

<i>Distance of Source of Drinking Water</i>	<i>#</i>	<i>%</i>
Within Premises	306	22.14%
Outside Premises But 250 Meters/Less	164	11.87%
251 Meters or More	179	12.95%
Don't Know	381	27.57%
Not Stated	352	25.47%
<i>Total</i>	<i>1,382</i>	<i>100.00%</i>

Source: CBMS 2010

Domestic Water System

Tawang Multi-purpose Cooperative runs a domestic water system that serves the five (5) sitios of Tawang namely: Boted, Central Tawang, Papasok, Banig and Dengsi.

The La Trinidad Water District also runs a domestic water system that serves households that are not connected to Tawang Multi-purpose Cooperative. As of 2013, there were 449 households whose water is connected to their domestic water system.

Roads

Name of Road	Length (km)	Road Row (m)	Areas of Jurisdiction	Remarks
Bayan Park-Ambiong-Lubas-Tawang Rd.	6.962	4.000	Provincial	Concrete/Gravel/Dirt
Tawang-Cruz Road	0.530	2.560	Barangay	Gravel

Source: CLUP 2000-10 & 2013-2023

Cemetery

Barangay Tawang houses a registered cemetery located at Sitio Central Tawang. This is situated above the Tawang Barangay Hall. The cemetery can still accommodate tombs.



Republic of the Philippines
Province of Benguet
Municipality of La Trinidad
BARANGAY TAWANG

V. GOVERNANCE

Vision

“We envision Barangay Tawang that is self-reliant, peaceful, having healthy and progressive constituents living in an environment-friendly community, participating in the promotion of competitive eco-tourism destination, improved transportation facilities with the introduction of alternative source of living and sustained development for a united, harmonious relation and peace-loving residents in effective, efficient and orderly governance”.

Mission

“To boost the delivery/introduction of programs, projects, activities and services on livelihood, tourism, environment and transportation. It is also a mandate to include health, public safety, social welfare and education for the benefit of our constituents and to ensure active participation/dedication of the community in the implementation of other general public services and to strengthen coordination/linking/networking with the different government agencies and non-government agencies/organization for the ultimate development of Barangay Tawang.”

Goal

“To improve the quality of life of its residents economically, socially, morally, physically, and religiously through the maintenance of peace and order, implementation of solid waste management programs, promotion of eco-tourism destination, livelihood programs within the community, and implementation of social services in coordination/linking/networking with different agencies for the ultimate development of the barangay.”

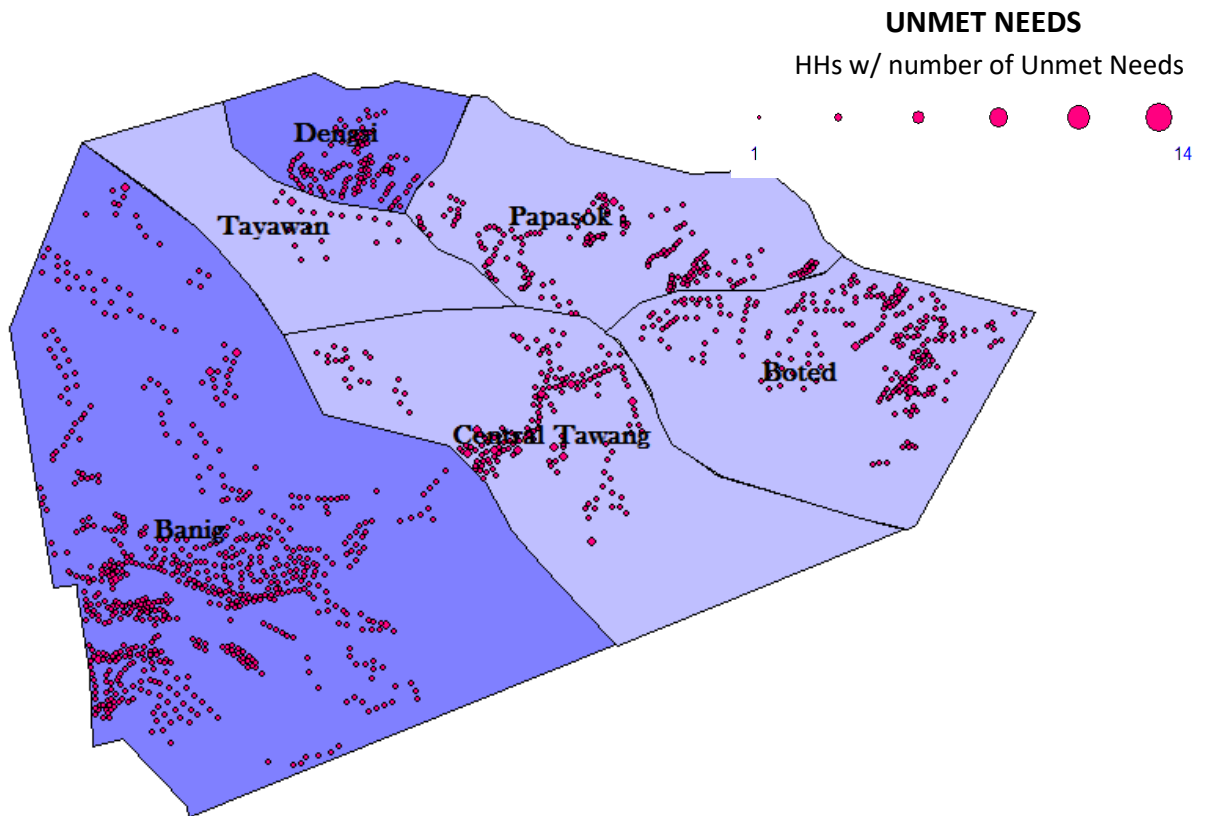
CBMS Indicators of Poverty

Low income is the most felt problem of the residents in barangay Tawang. There were 186 households whose income are below 15,820 (poverty threshold), wherein 82 households were residents of Banig, 46 households in Boted, 23 in Papasok, 22 in Central Tawang, 8 in Dengsi and 5 in Tayawan.

Another felt problem in the community is access to safe water wherein a total of 105 households are affected. This comprised 61 households in Central Tawang, 28 household in Boted, 9 in Papasok, 3 in Tayawan, 2 in Dengsi and 2 in Banig.



Republic of the Philippines
Province of Benguet
Municipality of La Trinidad
BARANGAY TAWANG



<i>Poverty Indicators/Sitio</i>	Dengsi	Papasok	Boted	Central Tawang	Banig	Tayawan	Total
A. EDUCATION							
Children Not Attending E/S	1	0	4	0	0	0	5
Children Not Attending High School	4	11	7	5	12	1	40
B. HEALTH & NUTRITION							
Children (0-5 years old) who died	1	0	0	0	0	0	1
Women who Died	0	0	0	0	0	0	0
Malnourished Children	0	0	0	0	0	0	0
C. HOUSING							
HH Who are Squatters	0	0	0	0	0	0	0
HH in Makeshift Housing	1	1	9	2	3	4	20
D. INCOME & LIVELIHOOD							
HH w/ incomes Below Poverty Threshold	8	23	46	22	82	5	186
HH w/ incomes Below Food Threshold	5	16	19	11	44	4	99
HH who Experienced Hunger	0	1	0	11	0	0	12
Unemployed	10	17	20	5	23	1	76
E. WATER & SANITATION							
HH without Access to Safe Water	2	9	28	61	2	3	105
HH with No Sanitary Toilet	3	0	4	2	23	0	32

Source: CBMS 2010, as verified by Barangay Officials in 2012