



Republic of the Philippines  
Province of Benguet  
**Municipality of La Trinidad**  
**BARANGAY SHILAN**

## PHYSICAL AND SOCIO-ECONOMIC PROFILE

### I. PHYSICAL PROFILE

#### *Geographic Location*

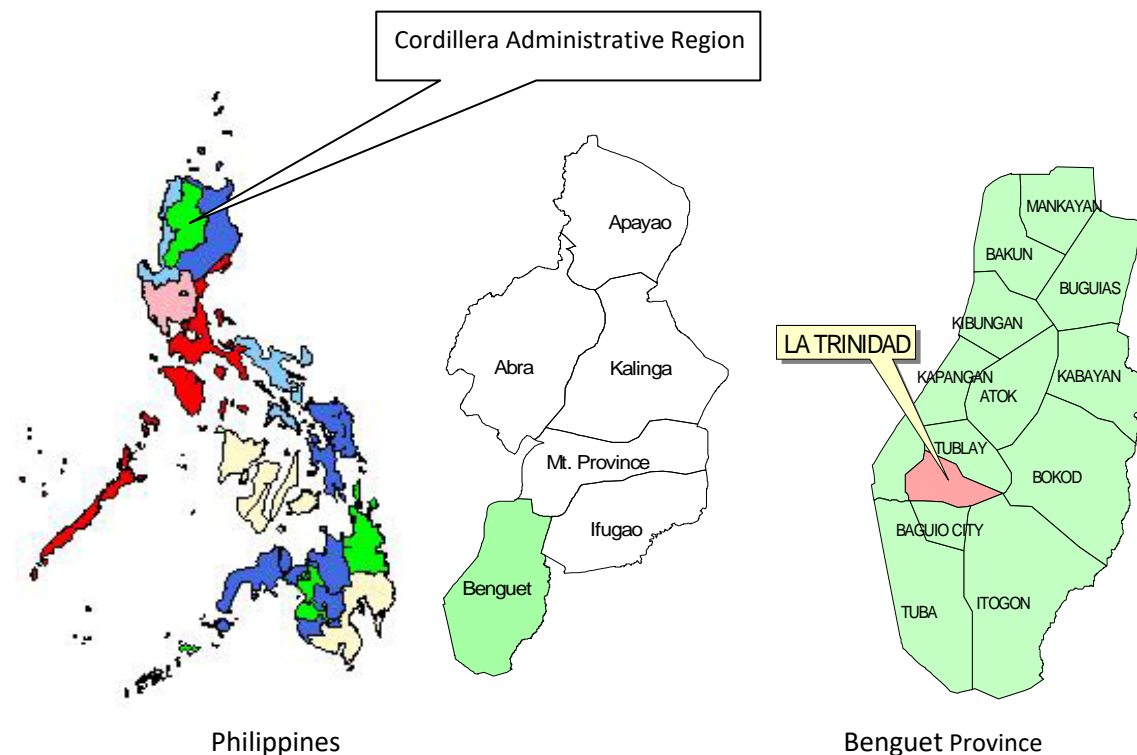
Barangay Shilan is located at the eastern part of La Trinidad. It is bounded on the north by the municipality of Tublay, on the south and southeast by Beckel, on the southwest by Lubas, and on the west by Bahong and Tawang.

#### *Land Area*

Barangay Shilan has a total land area of 750.9937 hectares, representing 9.30% of the municipality, the 6<sup>th</sup> largest among the 16 barangays.

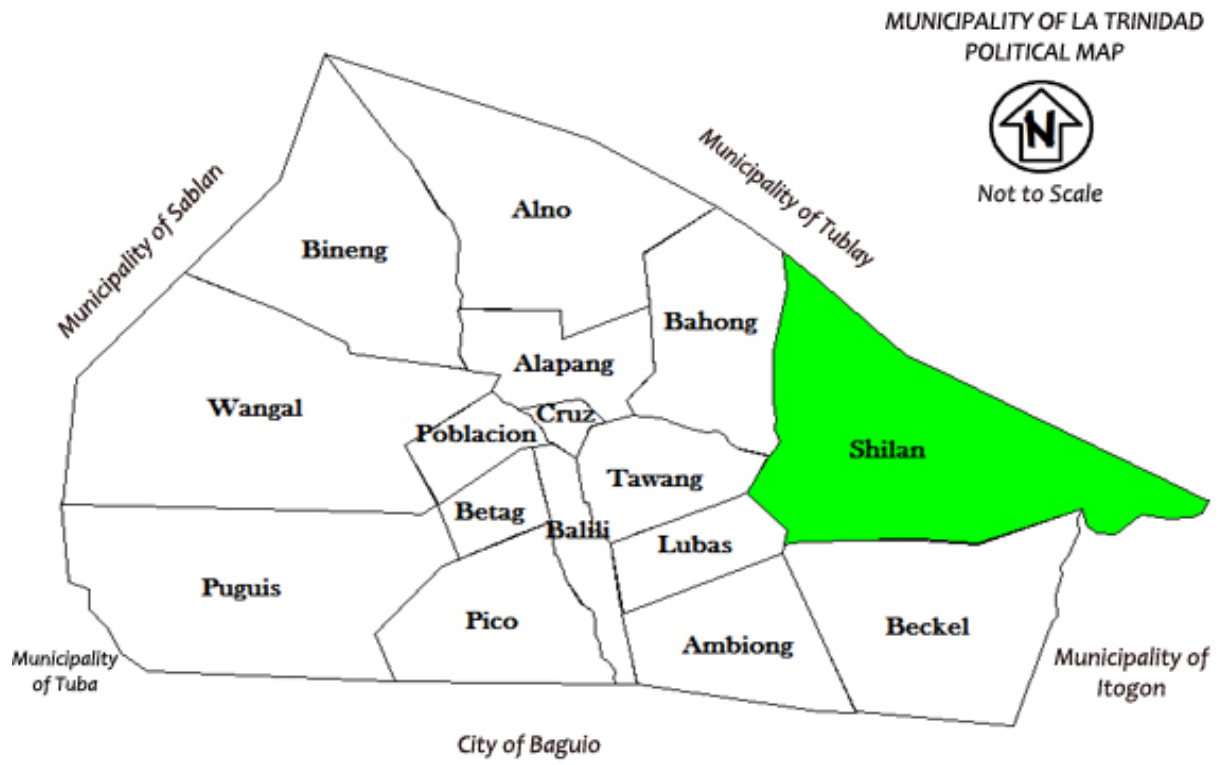
#### *Political Subdivisions*

There were 8 main sitios of Shilan namely: Cavanaugh, Pagal, Shilan 1, and Shilan 2, Jappa, Sabdang, Sagpaw and Balukas.





Republic of the Philippines  
Province of Benguet  
**Municipality of La Trinidad**  
**BARANGAY SHILAN**





Republic of the Philippines  
Province of Benguet  
**Municipality of La Trinidad**  
**BARANGAY SHILAN**

Republic of the Philippines  
Province of Benguet  
Municipality of La Trinidad

**BARANGAY**  
**SHILAN**

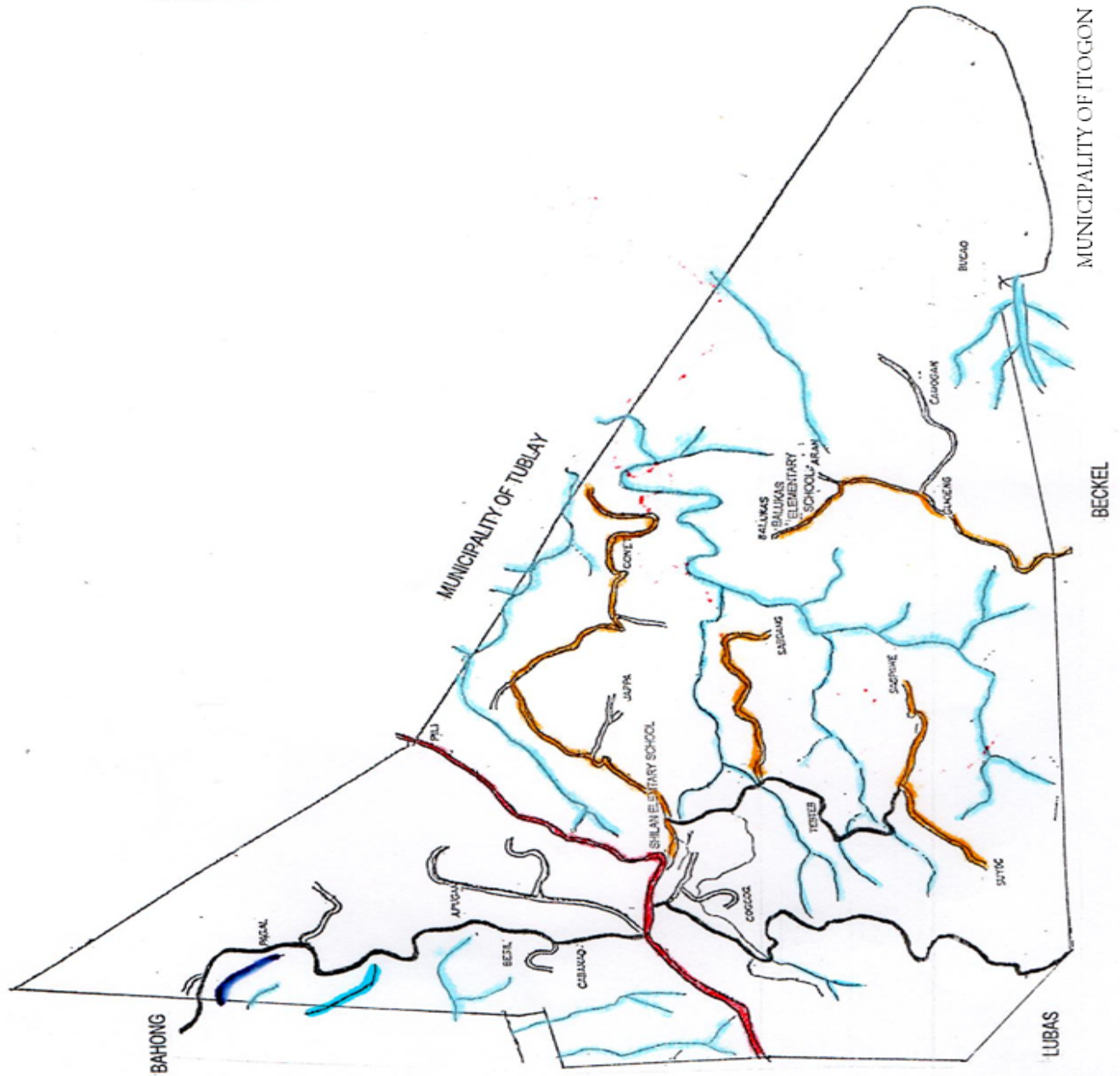
**LEGEND:**

- National Road
- Provincial Road
- Barangay Road
- River/Creek
- Municipal Boundary
- Barangay Boundary
- City Boundary

Not to Scale

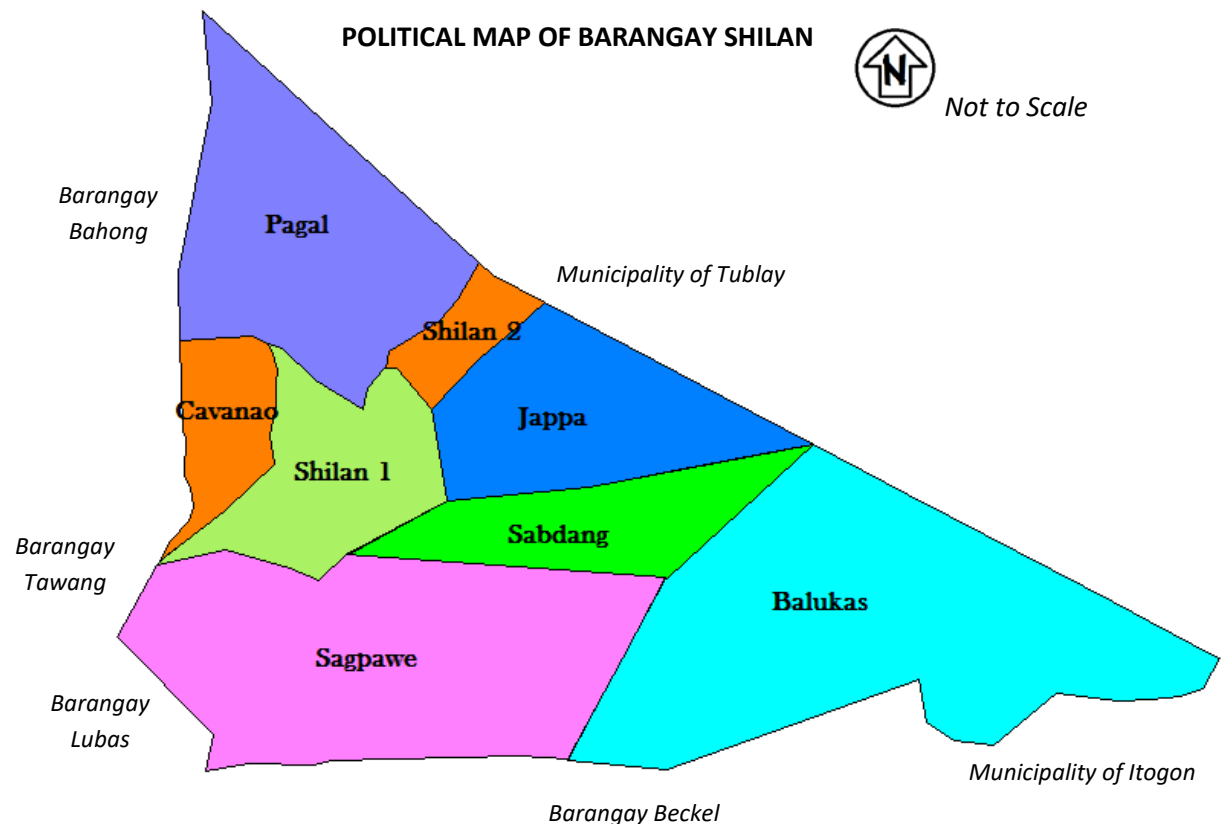
Date Source:  
BLIST Topographic Map,  
Aerial Photograph, 1993

Prepared By:  
Municipal Planning &  
Development Office  
La Trinidad, Benguet





Republic of the Philippines  
Province of Benguet  
**Municipality of La Trinidad**  
**BARANGAY SHILAN**



*Prepared By: MPDO La Trinidad under the CBMS Project, 2013*

### **Accessibility**

Barangay Shilan is accessible by passing by barangay Betag, Poblacion, Cruz, and Bahong via Baguio-Bontoc road from the south. Shilan is about 5 to 6 kilometers away from the core of the municipality of La Trinidad.

One can take a Public Utility Jeepney from Baguio-Shilan line, or Baguio- Acop- Tublay line coming from the City of Baguio. Taxis are also available if one wishes to reach the barangay as quick as possible.

## **II. NATURAL AND PHYSICAL CHARACTERISTICS**

### ***Climate and Rainfall***

The barangay has an average temperature of 26°C at maximum and 16°C at minimum. It is classified under the Type A climate having two pronounced seasons, dry from November to April and wet during the rest of the year.



Republic of the Philippines  
Province of Benguet  
**Municipality of La Trinidad**  
**BARANGAY SHILAN**

***Topography and Slope***

Shilan is generally sloping to steepy, slightly rolling and undulating. From its lowest point (Sitio Conet), its elevation is estimated to range from 800 meters to 1,100 meters above sea level.

***Soil Type***

The result of the conducted soil sampling by the HADP Soils Component in 1998, where 32 soil samples from the different farms of 18 farmers cooperators (FC), showed that the soil type in Shilan are widely (84.38%) of medium texture or of loam type.

As the mineral content, results showed that all (100%) have sufficient nitrogen and no longer needs the application of nitrogenous fertilizers, 75% (24 soil samples) have sufficient phosphorous while 25% (24 soil samples) needs additional application, for potassium 81.25% (26 soil samples) are sufficient and only 18.75% (26 soil samples) needs additional potassium application.

For acidity or alkalinity (pH), 12 soils samples have good pH range from 5 - 5.4, while 20 soil samples with pH from 3.3 - 4.9 require the application of lime is be broadcasted either before or after digging and then mixed with the sufficiently moist soil one month before the fertilizer is added.

***Water Bodies***

There are two major water bodies at Shilan, the Conet Creek and the Gold River. Shilan has the most number of springs in the municipality with a total of 51 springs.

***Existing Land Use***

Forest. The dominant land use is forest. The forest land covers an area of 340.58 hectares.

Agriculture. The agricultural land covers an area of 313.47 hectares.

Road. The road covers an area of 55.42 hectares.

Residential. The residential area covers an area of 19.30 hectares.

Commercial. The commercial land covers an area of 7.22 hectares.

<i>Land Use</i>	<i>Areas in Hectares</i>	<i>Percentage</i>
Forest	340.58	46.28%
Agricultural Land	313.47	42.59%
Road	55.42	7.53%
Residential	19.30	2.62%
Commercial	7.22	0.98%
<i>Total</i>	<i>735.99</i>	<i>100.00%</i>

Source: Shilan Socio-Economic Profile, 1998



Republic of the Philippines  
Province of Benguet  
**Municipality of La Trinidad**  
**BARANGAY SHILAN**

### III. DEMOGRAPHY

#### *Population, Growth, and Population Estimates*

The population of barangay Shilan as of year 1975 was 1,520. This has increased to 1,817 persons in 1980. And further increased to 2,789 in 1995, 2,848 in year 2000, 3,419 in 2007 and 4,330 in 2010.

#### *Population: Census years 1975-2010*

Census Year	1975	1980	1990	1995	2000	2007	2010
Population	1,520	1,817	2,422	2,789	2,848	3,419	4,330

Source: NSO

Between 1990 and 1995, the population growth rate of Shilan was at 2.7%. This dropped down to 0.45% between year 1995 and 2000. Between year of 2000 and 2007, the growth rate was 2.645%. And the growth rate went high at 8.19% between 2007 and 2010.

Intercensal Growth Rate				AVERAGE GROWTH RATE
1990-1995	1995-2000	2000-2007	2007-2010	
2.7	0.45	2.645	8.19	3.50

Source: LT Physical and Socio-economic Profile 2012

Using the computed average growth rate of 3.50, the projected population for 2014 is 4,968 with 1,242 estimated households. The population is expected to reach 5,142 having 1,285 households. For 2016, the expected population is 5,322 with an estimated number of households of 1,330. And for 2017, the projected population is 5,508 with 1,377 estimated households.

#### *Estimated Population (2012-2020)*

Year	Projected Population	Estimated No. of HHs
2011	4,481	1,120
2012	4,638	1,160
2013	4,800	1,200
2014	4,968	1,242
2015	5,142	1,285
2016	5,322	1,330
2017	5,508	1,377
2018	5,700	1,425
2019	5,900	1,475
2020	6,106	1,527

Source: MPDO Estimates based on NSO Census 1995, 2000, 2007 & 2010

Population Doubling Time: 20 years



Republic of the Philippines  
Province of Benguet  
**Municipality of La Trinidad**  
**BARANGAY SHILAN**

Based on the Community-Based Monitoring System survey conducted last 2010, the total population of Shilan was 3,715. This comprised of 1,983 males, representing 53.38% and 1,732 females, representing 46.62% of the total population. There were 808 households with average household size of 5.

Sex	#	%
Male	1,983	53.38%
Female	1,732	46.62%
<i>Total</i>	<i>3,715</i>	<i>100.00%</i>

Total Number of Households :808

Average Household Size: 5

Source: CBMS 2010

### **Population by Sitio**

There were 737 residents in Sitio Shilan 1, representing 19.84%. Cavanaugh had 727 residents, representing 19.57%. Some 700 persons were residents of Sitio Pagal which accounted to 18.84%. Sagpawe had 412 and 358 were in Balukas, representing 11.09% and 9.64% respectively.

Sitio/Purok	HHs	Population	
		#	%
Cavanaugh	164	727	19.57%
Pagal	149	700	18.84%
Shilan 1	154	737	19.84%
Shilan 2	45	192	5.17%
Jappa	89	399	10.74%
Sabdang	42	190	5.11%
Sagpawe	88	412	11.09%
Balukas	77	358	9.64%
<i>Total</i>	<i>808</i>	<i>3,715</i>	<i>100.00%</i>

Source: CBMS 2010

### **Density and Classification**

Barangay Shilan had a population density of 3.23 persons per square kilometers in 1990, 3.71 in 1995, and 3.79 persons per square kilometers in 2000. From 2000 to 2007, the density increased to 4.55 persons per square kilometers. And this further increased to 6 persons per square kilometers in year 2010. Barangay Shilan is still classified as rural barangay based on its population densities.

#### *Population Density (Persons per Square Km)*

Census Year	1990	1995	2000	2007	2010
Density	3.23	3.71	3.79	4.55	6

Source: LT Physical & Socio-Economic Profile 2012

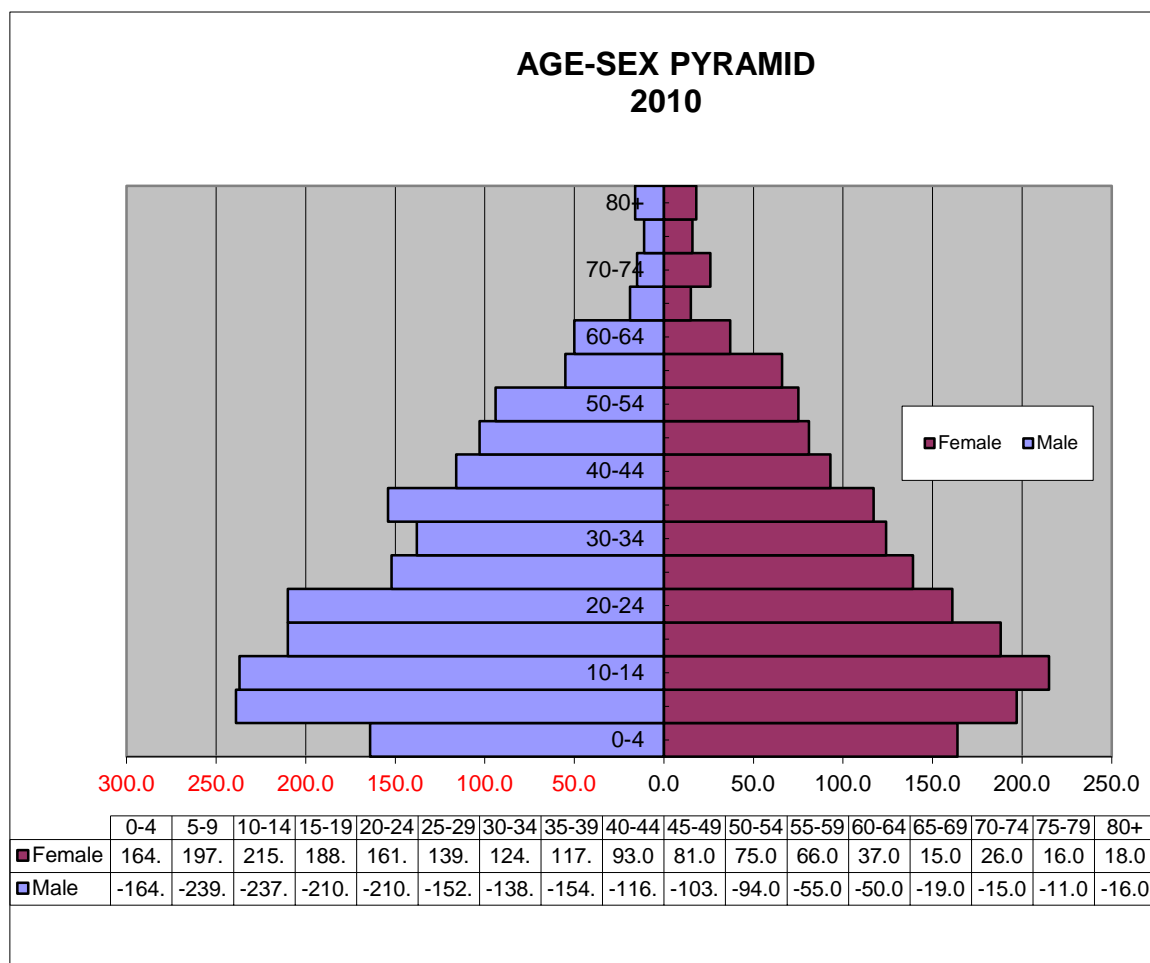




Republic of the Philippines  
Province of Benguet  
**Municipality of La Trinidad**  
**BARANGAY SHILAN**

**Population by Sex and Age Group**

Males who belong to 5-9 age brackets have the most number, representing 6.43%. While females in 10-14 age group have the highest population from the female group, representing 5.79% of the total population.



The total sex ratio was 114.49% which means that for every 100 females, there were 114 males. A 100% sex ratio means that there is equal number of males and females, as shown in the age group of 0-5. A ratio higher than 100 indicates that there is predominance of the male population as can be seen in age groups 5-9, 10-14, 15-19, 20-24, 25-29, 30-34, 35-39, 40-44, 45-49, and 50-54. While a ratio less than 100% indicates that female population is predominant than male population as shown in age groups of 55-59, 70-74, 75-79 and 80 years old in above.





Republic of the Philippines  
Province of Benguet  
**Municipality of La Trinidad**  
**BARANGAY SHILAN**

Age	Total	Male	Female	% Male	% Female	Sex Ratio
0-4	328	164	164	4.41%	4.41%	100.00%
5-9	436	239	197	6.43%	5.30%	121.32%
10-14	452	237	215	6.38%	5.79%	110.23%
15-19	398	210	188	5.65%	5.06%	111.70%
20-24	371	210	161	5.65%	4.33%	130.43%
25-29	291	152	139	4.09%	3.74%	109.35%
30-34	262	138	124	3.71%	3.34%	111.29%
35-39	271	154	117	4.15%	3.15%	131.62%
40-44	209	116	93	3.12%	2.50%	124.73%
45-49	184	103	81	2.77%	2.18%	127.16%
50-54	169	94	75	2.53%	2.02%	125.33%
55-59	121	55	66	1.48%	1.78%	83.33%
60-64	87	50	37	1.35%	1.00%	135.14%
65-69	34	19	15	0.51%	0.40%	126.67%
70-74	41	15	26	0.40%	0.70%	57.69%
75-79	27	11	16	0.30%	0.43%	68.75%
80+	34	16	18	0.43%	0.48%	88.89%
<b>Total</b>	<b>3,715</b>	<b>1,983</b>	<b>1,732</b>	<b>53.38%</b>	<b>46.62%</b>	<b>114.49%</b>

Source: CBMS 2010

Age Group	Male	Female	Both Sexes	Proportion
all ages	1983	1732	3,715	100%
0	1	1	2	0.05%
1	38	42	80	2.15%
2	50	32	82	2.21%
3	42	46	88	2.37%
4	33	43	76	2.05%
5	34	42	76	2.05%
6	55	52	107	2.88%
7	43	38	81	2.18%
8	57	27	84	2.26%
9	50	38	88	2.37%
10	70	37	107	2.88%
11	46	41	87	2.34%
12	42	48	90	2.42%
13	37	45	82	2.21%
14	42	44	86	2.31%
15	47	38	85	2.29%
16	42	43	85	2.29%
17	40	34	74	1.99%
18	37	41	78	2.10%
19	44	32	76	2.05%
20	52	37	89	2.40%
21-25	190	145	335	9.02%
26-30	146	147	293	7.89%
31-35	139	120	259	6.97%
36-40	154	112	266	7.16%
41-45	109	91	200	5.38%
46-50	107	82	189	5.09%



Republic of the Philippines  
Province of Benguet  
**Municipality of La Trinidad**  
**BARANGAY SHILAN**

51-55	81	67	148	3.98%
56-60	59	65	124	3.34%
61-65	37	31	68	1.83%
66 & over	59	71	130	3.50%

Source: CBMS 2010

### **Age Dependency**

There were a total of 1,352 dependents in the community, representing 36.39%. This is composed of 1,216 young dependents and 136 elders, representing 32.73% and 3.66% respectively.

<i>Dependency Ratios</i>	<i>#</i>	<i>% to Total</i>	<i>Ratios</i>
Young-Age Dependency Ratio (0-14)	1,216	32.73%	51.46
Old-Age Dependency Ratio (65+)	136	3.66%	5.76
Age Dependency Ratio (Total Dependent)	1,352	36.39%	57.22
Working Age Group (15-64)	2,363	63.61%	42.78

Source: CBMS 2010

### **Median Age**

The population of barangay Shilan has a median age of 23.28 years old. This indicates that half of the total population belongs to the young population of 23 years old and below.

### **Migration**

There were 409 migrants in the community, representing 11.01% of the total population. Out of 409, 197 of them were males and 212 were females, representing 48.17% and 51.83% respectively. The in-migration rate is at 94.46% indicating that Shilan is an in-migration area.

<i>Migrants by Sex</i>	<i>#</i>	<i>%</i>
Male	197	48.17%
Female	212	51.83%
<i>Total</i>	<i>409</i>	<i>100.00%</i>

Source: CBMS 2010

*In-Migration Rate* : 94.46

### **Length of Residency**

In terms of length of residency, majority of the population or 2,627 persons have resided in the barangay since birth. There were 409 persons who stayed in the barangay for a period of 0-5 years, representing 11.01%. Residents who stayed in the barangay for a period of 6-10 years were at 230, representing 6.19%. A number of 167 persons have resided in the barangay for a period of 11-15 years, representing 4.50% of the total population.



Republic of the Philippines  
Province of Benguet  
**Municipality of La Trinidad**  
**BARANGAY SHILAN**

<i>Length of Residency</i>	<i>#</i>	<i>%</i>
0 - 5 Years	409	11.01%
6 - 10 Years	230	6.19%
11 - 15 Years	167	4.50%
16 - 20 Years	92	2.48%
21 - 25 Years	80	2.15%
26 - 30 Years	51	1.37%
31 - 35 Years	20	0.54%
36 - 40 Years	19	0.51%
41 - 45 Years	3	0.08%
46 - 50 Years	6	0.16%
51 - 55 Years	6	0.16%
56 - 60 Years	2	0.05%
61 - 65 Years	2	0.05%
Since Birth	2,627	70.71%
Not Stated	1	0.03%
<i>Total</i>	<i>3,715</i>	<i>100.00%</i>

Source: CBMS 2010

## IV. SOCIAL CHARACTERISTICS

### A. CULTURAL ATTRIBUTES

#### *Religious Affiliation*

The Catholic sector had members at a total of 2,925, representing 78.73%. There were 159 persons who belong to the Baptist denomination, representing 4.28%. Members of Protestant sector were at 111, representing 2.99%. The Pentecostal sector had 55 members which accounted to 1.48% of the total population.

<i>Religion</i>	<i>#</i>	<i>%</i>
Anglican	19	0.51%
Anointed Living Ministry	9	0.24%
Assembly of God	53	1.43%
Baptist	159	4.28%
Born Again Christian	22	0.59%
Catholic	2,925	78.73%
Christian Science	8	0.22%
Church of Christ	4	0.11%
Comacop	6	0.16%
CSPI	14	0.38%
Espiritista	8	0.22%
Evangelicals	36	0.97%
Free Believers	1	0.03%
Full Gospel	6	0.16%
GMPM	6	0.16%



Republic of the Philippines  
Province of Benguet  
**Municipality of La Trinidad**  
**BARANGAY SHILAN**

ICFC	24	0.65%
Iglesia ni Cristo	53	1.43%
Islam	7	0.19%
Jehovah's Witnesses	33	0.89%
KKMI	45	1.21%
KKMLSFI	21	0.57%
Lutheran	1	0.03%
Methodist	6	0.16%
Nazarene	12	0.32%
Neutrives Mission	27	0.73%
Pentecostal	55	1.48%
Protestant	111	2.99%
Sabatista	1	0.03%
Seventh Day Adventist	10	0.27%
TCDNAC	1	0.03%
United Church of Christ of the Philippines	26	0.70%
None	6	0.16%
<i>Total</i>	<i>3,715</i>	<i>100.00%</i>

Source: CBMS 2010

**Membership to a Community Organization (10 years old and below)**

As to community affairs participation, only 318 are members of a community organization, representing 10.78% of the total population aged 10 years old and above. Members of a community organization are comprised of 152 males and 166 females. There were 2,631 persons who are not member of any organization with 1,426 males and 1,205 females, representing 89.15%.

<i>Membership to a Community Organization</i>	<i>Male</i>	<i>Female</i>	<i>Total</i>	<i>%</i>
Member	152	166	318	10.78%
Non-Member	1,426	1,205	2,631	89.15%
Not Stated	2	0	2	0.07%
<i>Total</i>	<i>1,580</i>	<i>1,371</i>	<i>2,951</i>	<i>100.00%</i>

Source: CBMS 2010

Among the residents who are members of the organizations, there were 91 persons who are members of civic association with 45 males and 46 females, representing 28.62%. Sixty six (66) individuals were members of senior citizens association, wherein 27 were males and 39 were females, representing 20.75%. The labor organization had 49 members with 32 males and 17 females, representing 15.41% of the total.



Republic of the Philippines  
Province of Benguet  
**Municipality of La Trinidad**  
**BARANGAY SHILAN**

<i>Type of Community Organizations</i>	<i>Male</i>	<i>Female</i>	<i>Total</i>	<i>%</i>
Religious Group	2	4	6	1.89%
Youth Group	10	9	19	5.98%
Cultural Group	0	0	0	0.00%
Political Group	3	2	5	1.57%
Women's Organization	0	12	12	3.77%
Agriculture-Based Organization	18	7	25	7.86%
Labor Organization	32	17	49	15.41%
Civic Association	45	46	91	28.62%
Cooperative	6	20	26	8.18%
Senior Citizen Association	27	39	66	20.75%
Others	9	10	19	5.97%
<i>Total</i>	<i>152</i>	<i>166</i>	<i>318</i>	<i>100.00%</i>

Source: CBMS 2010

### **Ethnicity**

The total population of Shilan is comprised mostly of Ibaloi which accounted to 2,810, representing 75.64%. This is followed by Kanakanaey group with 442, representing 11.90%. There were also 96 persons who belong to the Tagalog group representing 2.58%. Bontoc group had 32 members which accounted to 0.86% of the total population.

<i>Indigenous Group</i>	<i>#</i>	<i>%</i>	<i>Indigenous Group</i>	<i>#</i>	<i>%</i>
Aeta	11	0.30%	Ilonggo	3	0.08%
Apayao	3	0.08%	Isneg	1	0.03%
Bago	2	0.05%	Kalanguya	7	0.19%
Bicolano	20	0.54%	Kalinga	13	0.35%
Bisaya	17	0.46%	Kankanaey	442	11.90%
Boholano	1	0.03%	Kapampangan	7	0.19%
Bontoc	32	0.86%	Mangyan	0	0.00%
Cagayan	1	0.03%	Muslim	2	0.05%
Cebuano	6	0.16%	Pangasinense	23	0.62%
Gaddang	1	0.03%	Tagalog	96	2.58%
Ibaloi	2,810	75.64%	Waray	8	0.22%
Ibanag	4	0.11%	Not Stated	1	0.03%
Ifugao	2	0.05%	No Indigenous Tribe	1	0.03%
Ilocano	201	5.41%	<i>Total</i>	<i>3,715</i>	<i>100.00%</i>

Source: CBMS 2010

### **B. EDUCATION**

#### **Literacy (10 years old and above)**

There were 2,852 persons in the community who are literate, garnering a literacy rate of 96.65%. Out of the 2,852, 1,534 were males and 1,318 were females. A total of 97 persons were illiterate with 44 males and 53 females, representing 3.29%.



Republic of the Philippines  
Province of Benguet  
**Municipality of La Trinidad**  
**BARANGAY SHILAN**

<i>Literacy By Sex</i>	<i>Male</i>	<i>Female</i>	<i>Total</i>	<i>%</i>
Literate	1,534	1,318	2,852	96.65%
Illiterate	44	53	97	3.29%
Not Stated	2	0	2	0.07%
<i>Total</i>	<i>1,580</i>	<i>1,371</i>	<i>2,951</i>	<i>100.00%</i>

Source: CBMS 2010

Out of 3,715 total populations, a total of 1,184 persons are students, representing 31.87% of the total. This is composed of 609 males and 575 females. There were 2,531 persons who are not attending school with 1,374 males and 1,157 females, representing 68.13% of the total population.

<i>Attending School BY Sex</i>	<i>Male</i>	<i>Female</i>	<i>Total</i>	<i>%</i>
Attending School	609	575	1,184	31.87%
Not attending School	1,374	1,157	2,531	68.13%
<i>Total</i>	<i>1,983</i>	<i>1,732</i>	<i>3,715</i>	<i>100.00%</i>

Source: CBMS 2010

**Educational Attainment of Population Aged 3 years old and above**

According to educational attainment, there were 391 who are not in school with 185 males and 206 females, representing 11.01%. One hundred eight persons were able to go to day care with 66 males and 42 females, representing 3.04%. While 20 persons were able to enter nursery, kindergarten, or preparatory, where 10 were males and 10 were females, representing 0.56% of the total.

A total of 857 persons were able to enter elementary. And a number of 396 were able to graduate elementary with 218 males and 178 females, representing 11.15%. There were 588 persons who were able to go to high school. There were 467 persons who were able to graduate from high school, where 248 were males and 219 were females, representing 13.15%.

<i>Educational Attainment by Age (3 y/o +)</i>	<i>Male</i>	<i>Female</i>	<i>Total</i>	<i>%</i>
No Grade	185	206	391	11.01%
Day Care	66	42	108	3.04%
Nursery/Kindergarten/Preparatory	10	10	20	0.56%
Grade 1	71	50	121	3.41%
Grade 2	91	45	136	3.83%
Grade 3	111	57	168	4.73%
Grade 4	87	57	144	4.06%
Grade 5	99	78	177	4.99%
Grade 6/7	59	52	111	3.13%
Elementary Graduate	218	178	396	11.15%
1st Year High School	132	84	216	6.08%
2nd Year High School	86	76	162	4.56%
3rd Year High School	76	77	153	4.31%
4th/5th Year High School	37	20	57	1.61%



Republic of the Philippines  
Province of Benguet  
**Municipality of La Trinidad**  
**BARANGAY SHILAN**

High School graduate	248	219	467	13.15%
1st year Post Secondary	16	11	27	0.76%
2nd year Post Secondary	20	23	43	1.21%
3rd year Post Secondary	6	4	10	0.28%
Post Secondary graduate	23	18	41	1.16%
1st year College	42	49	91	2.56%
2nd year College	52	82	134	3.77%
3rd year College	36	38	74	2.08%
4th year College or higher	13	18	31	0.87%
College graduate	104	161	265	7.46%
With units Masters/Doctors	0	1	1	0.03%
Doctors/Master's degree	3	1	4	0.11%
Not Stated	3	0	3	0.09%
<i>Total</i>	<i>1,894</i>	<i>1,657</i>	<i>3,551</i>	<i>100.00%</i>

Source: CBMS 2010

There were 330 individuals who are able to reach college. And a total of 265 persons were able to graduate from college with 104 males and 161 females, representing 7.46%. One female was able to obtain units in masters and /or doctorates, representing 0.03%. Four (4) persons (3 males and a female) were able to finish their Doctors/Masters degree, representing 0.11% of the total.

#### ***Educational Attainment of those in School***

For those who were still attending school, a total of 101 pupils were enrolled in day care with 49 males and 52 females, representing 8.53%. Fifty seven (57) enrollees were in nursery, kindergarten, or preparatory, wherein 35 were males and 22 were females, representing 4.81%. From the grade level, grade 1 and grade 4 had the most number of enrollees. There were 100 enrolled pupils in Grade 1 with 59 males and 41 females, representing 8.45%. Grade 4 also had 100 enrollees, wherein 63 were males and 37 were females, and is accounted to 8.45%.

Ninety four (94) students were enrolled in first year high school, 38 males and 56 females, representing 7.94%. For second year high school, there were 78 enrollees with 38 males and 40 females, representing 6.59%. Third year high school had 61 enrollees with 27 males and 34 females, representing 5.15%. And fourth year high school had 70 enrolled students with 31 males and 39 females, representing 5.91%.

A total of 61 students were enrolled in first year college, comprised of 34 males and 27 females, representing 5.15%. Second year college had 36 enrollees, of whom 16 were males and 20 were females, representing 3.04%. Forty two (42) were enrolled in third year college with 16 males and 26 females, representing 3.55%. Twenty nine (29) students were enrolled in fourth year college wherein 14 were males and 15 were females, accounted to 2.45%.





Republic of the Philippines  
Province of Benguet  
**Municipality of La Trinidad**  
**BARANGAY SHILAN**

<i>Grade/Year Level</i>	<i>Male</i>	<i>Female</i>	<i>Total</i>	<i>%</i>
Day Care	49	52	101	8.53%
Nursery/Kindergarten/Preparatory	35	22	57	4.81%
Grade 1	59	41	100	8.45%
Grade 2	56	43	99	8.36%
Grade 3	59	32	91	7.69%
Grade 4	63	37	100	8.45%
Grade 5	43	38	81	6.84%
Grade 6/7	26	45	71	6.00%
1st Year High School	38	56	94	7.94%
2nd Year High School	38	40	78	6.59%
3rd Year High School	27	34	61	5.15%
4th/5th Year High School	31	39	70	5.91%
1st year Post Secondary	2	4	6	0.51%
2nd year Post Secondary	3	2	5	0.42%
3rd year Post Secondary	0	2	2	0.17%
1st year College	34	27	61	5.15%
2nd year College	16	20	36	3.04%
3rd year College	16	26	42	3.55%
4th year College or higher	14	15	29	2.45%

Source: CBMS 2010

**Attending School by Age Group (3 to 21 years old)**

There were 1,611 persons who belong to the school going age of 3 to 21 years old with 850 males and 761 females. Out of 1,611, a number of 1,155 individuals were attending school, representing 71.70%. Four hundred fifty six (456) persons were not in school, representing 28.31%.

For those who belong to the pre-school age, most of them were not in school. For those who are in elementary ages 6-12 years old, more than 93% were in school except for those in 6 years old bracket where only 85% were in school. For those in the ages appropriate for high school, at least more than 89% were in school except for those in the age bracket of 16 where only 72.94% were in school. And for those who are in ages appropriate for college, the number of those in school is less compared to those in lower levels.

<i>Age Group</i>	<i>Sex</i>			<i>In School</i>		<i>Out of School</i>	
	<i>Male</i>	<i>Female</i>	<i>Total</i>	<i>#</i>	<i>% To Age Group</i>	<i>#</i>	<i>% To Age Group</i>
3	42	46	88	5	5.68%	83	94.32%
4	33	43	76	11	14.47%	65	85.53%
5	34	42	76	36	47.37%	40	52.63%
6	55	52	107	91	85.05%	16	14.95%
7	43	38	81	76	93.83%	5	6.17%
8	57	27	84	81	96.43%	3	3.57%
9	50	38	88	86	97.73%	2	2.27%
10	70	37	107	107	100.00%	0	0.00%



Republic of the Philippines  
Province of Benguet  
**Municipality of La Trinidad**  
**BARANGAY SHILAN**

11	46	41	87	85	97.70%	2	2.30%
12	42	48	90	87	96.67%	3	3.33%
13	37	45	82	79	96.34%	3	3.66%
14	42	44	86	78	90.70%	8	9.30%
15	47	38	85	76	89.41%	9	10.59%
16	42	43	85	62	72.94%	23	27.06%
17	40	34	74	51	68.92%	23	31.08%
18	37	41	78	50	64.10%	28	35.90%
19	44	32	76	35	46.05%	41	53.95%
20	52	37	89	35	39.33%	54	60.67%
21	37	35	72	24	33.33%	48	66.67%
3 to 21	850	761	1,611	1,155	71.70%	456	28.31%
22-25	153	110	263	28	10.65%	235	89.35%
26-30	146	147	293	1	0.34%	292	99.66%
31-35	139	120	259	0	0.00%	259	100.00%
36 & over	606	519	1,125	0	0.00%	1,125	100.00%
<i>Total</i>	<i>1,894</i>	<i>1,657</i>	<i>3,551</i>	<i>1,184</i>		<i>2,367</i>	

Source: CBMS 2010

**Educational Facilities and Enrollment**

<i>School Level</i>	<i>Name of School</i>	<i>Enrollment (2011-12)</i>	<i>Category</i>
Pre-school & Elementary	Benguet Lily Educational Center, Inc.	10	Private
	VETEC Foundation, Inc	90	Private
Elementary	Balukas Elementary	81	Public
<i>Total</i>		<i>181</i>	

Source: DepEd-LT, TESDA, 2012

**Type of School Enrolled In**

From those who are attending school, there were 900 students enrolled in public schools, representing 76.01%. Two hundred eighty four (284) students were enrolled in private schools, representing 23.99% of the total.

<i>Enrollment by School Type</i>	<i>#</i>	<i>%</i>
Public School	900	76.01%
Private School	284	23.99%
<i>Total</i>	<i>1,184</i>	<i>100.00%</i>

Source: CBMS 2010

**Sports and Recreational Facilities** : Balukas E/S Playground



Republic of the Philippines  
Province of Benguet  
**Municipality of La Trinidad**  
**BARANGAY SHILAN**

**C. HEALTH**

***Health Facilities***

The Barangay Health Station is located at the first floor of the barangay hall of Shilan. The barangay midwife holds clinic during Mondays, Tuesdays, Wednesdays, and 1<sup>st</sup>, 2<sup>nd</sup>, 3<sup>rd</sup> Thursday of the month. She holds clinic at Balukas during 4<sup>th</sup> Thursday of the month. Private clinics and the Benguet General Hospital (provincial hospital) are found about 5 to 6 kilometers away from the core of La Trinidad.

***Treatment for Sickness***

A total of 789 households have members who got sick, representing 97.65% of the total households. Out of the 789, there were 230 members of the households who got sick availed of medical treatment, representing 28.47%. There were 559 household members who got sick did not avail any medical treatment, which is accounted to 69.18%. Nineteen (19) households or 2.35% did not get sick at all.

<i>Availed Treatment/Cure For Sickness</i>	<i>#</i>	<i>%</i>
Yes	230	28.47%
No	559	69.18%
Did Not Get Sick	19	2.35%
<i>Total</i>	<i>808</i>	<i>100.00%</i>

Source: CBMS 2010

***Access to Health Facilities***

There were 79 patients who received medical treatment in a private hospital or clinic, representing 34.35%. Seventy five (75) patients received treatment in the provincial public hospital, representing 32.61%. Forty five (45) patients received medical treatment from the municipal public hospital, accounted for 19.57%. Twenty one (21) patients availed treatment in the rural health unit, representing 9.13% of the total.

<i>Place Where Received Treatment</i>	<i>#</i>	<i>%</i>
Public Hospital (provincial)	75	32.61%
Public Hospital (municipal)	45	19.57%
Public Hospital (district)	1	0.43%
Public Hospital (national)	0	0.00%
Private Hospital/Clinic	79	34.35%
Rural Health Units	21	9.13%
Barangay Health Station/Center	9	3.91%
Non-Medical/Non-Trained Hilot/Personnel	0	0.00%
Others	0	0.00%
<i>Total</i>	<i>230</i>	<i>100.00%</i>

Source: CBMS 2010



Republic of the Philippines  
Province of Benguet  
**Municipality of La Trinidad**  
**BARANGAY SHILAN**

### ***Mortality***

As of 2010, there were 8 persons who died in the community. Five (5) persons died due to cancer, representing 62.50%. Diarrhea has one male casualty and complication during pregnancy has 1 casualty, representing 12.50% each. One (1) male died due to other cause, representing 12.50%.

<i>Cause of Death</i>	<i>Male</i>	<i>Female</i>	<i>Total</i>	<i>%</i>
Cancer	3	2	5	62.50%
Diarrhea	1	0	1	12.50%
Complications During Pregnancy	0	1	1	12.50%
Others	1	0	1	12.50%
<i>Total</i>	<i>5</i>	<i>3</i>	<i>8</i>	<i>100.00%</i>

Source: CBMS 2010

### ***Nutritional Status of Children (0 to 5 years old)***

A number of 591 children from ages 0 to 5 years old were recorded by the Municipal Health Office. This comprised of 314 males and 277 females. Out of 591 children, 572 were of normal weight with 304 males and 268 females, representing 96.78%. There were 15 children who are underweight, 8 males and 7 females, representing 2.54%. Two (2) children, a male and a female were overweight, representing 0.34%. Severely underweight children were at 2, a male and a female, representing 0.34%.

<i>Nutritional Status of Children 0-5 Years Old</i>	<i>Male</i>	<i>Female</i>	<i>Total</i>	<i>%</i>
Overweight	1	1	2	0.34%
Normal	304	268	572	96.78%
Underweight	8	7	15	2.54%
Severely Underweight	1	1	2	0.34%
<i>Total</i>	<i>314</i>	<i>277</i>	<i>591</i>	<i>100.00%</i>

Source: MHO 2012

### ***Family Planning Method Usage***

There were 670 couples in the community. Married women at child-bearing age were at 510. Out of 510, only 290 couples were practicing family planning method, representing 43.28% of the total number of couples.

<i>Number of Couples</i>	:	<i>670</i>
<i>Number of Married Women of Child-bearing Age</i>	:	<i>510</i>
<i>Couples Practicing Family Planning</i>	:	<i>290</i>



Republic of the Philippines  
Province of Benguet  
**Municipality of La Trinidad**  
**BARANGAY SHILAN**

Most of the couples who are practicing family planning used pills, accounted for 124 couples or 42.76%. Tubal ligation was adapted by 70 couples, representing 24.14%. There were 25 couples who use injectable, representing 8.62%. And barrier method is adapted by 14 couples, representing 4.83%.

<i>Family Planning Method</i>	<i>#</i>	<i>%</i>
Barrier Method	14	4.83%
Basal Body Temperature	0	0.00%
Billings Ovulation Method	1	0.34%
Injectable	25	8.62%
IUD	4	1.38%
Lactational Amenorrhea Method	0	0.00%
Pills	124	42.76%
Standard Days Method	4	1.38%
Symptothermal Method	0	0.00%
Tubal Ligation	70	24.14%
Vasectomy	0	0.00%
Don't Know	0	0.00%
Others	48	16.55%
<i>Total</i>	<i>290</i>	<i>100.00%</i>

Source: CBMS 2010

*Contraceptive Prevalence Rate* : 56.86% of Currently Married Women (CWM)  
15-49 Years Old Use Contraceptive Methods

: 47.45% of CWM 15-49 Years Old Use  
Modern Contraceptive Method

: 9.41% of CWM 15-49 Years Old Use  
Traditional Contraceptive Method

### ***Environmental Sanitation***

#### ***Solid Waste Management***

Waste Generation. A total of 3 metric tons of waste were generated daily in Shilan. There were 1.98 metric tons of wastes generated from the residential area, 0.76 metric tons of waste from institutional area, 0.14 metric tons from the business establishments, and 0.23 metric tons of waste from the farms.

<i>Estimated Total Waste Generated : 3 metric tons(mt) daily</i>			
Residential	: 1.98 mt	Commercial	: 0.14 mt
Institutional	: 0.76 mt	Agriculture	: 0.23 mt
Markets	: 0.00 mt		

Source: MPDO Estimate based on 0.534 kg/person/day



Republic of the Philippines  
Province of Benguet  
**Municipality of La Trinidad**  
**BARANGAY SHILAN**

**System of Garbage Disposal.** As to ways of disposing garbage, there were 714 households who adapted garbage collection, representing 88.37%. A total of 680 households practiced waste segregation, representing 84.16%. Recycling was done by 396 households, representing 49.01%. And 298 households do composting, accounted for 36.88%.

<i>System of Garbage Disposal</i>	<i>#</i>	<i>%</i>
Garbage Collection	714	88.37%
Burning	147	18.19%
Composting	298	36.88%
Recycling	396	49.01%
Waste Segregation	680	84.16%
Compost Pit with Cover	63	7.80%
Compost Pit without Cover	167	20.67%
Others	21	2.60%

Source: CBMS 2010

**Garbage Collection.** Most of the garbage of the community was taken care of by the barangay garbage collector with a total of 711 households, representing 88%. There were 3 households whose garbage was collected by the municipal garbage collector, representing 0.37%. And 94 households were not serviced by any garbage collector, representing 11.63%.

<i>Who Collects the Garbage</i>	<i>#</i>	<i>%</i>
Municipal garbage collector	3	0.37%
Barangay garbage collector	711	88.00%
Private garbage collector	0	0.00%
None	94	11.63%
<i>Total</i>	<i>808</i>	<i>100.00%</i>

Source: CBMS 2010

**Collection Frequency.** There were 450 households who said that their garbage is being collected once a week, representing 55.69%. Some 146 households' garbage was being collected thrice a week, representing 18.07%. Thirty nine (39) households said that their garbage was being collected twice a week, representing 4.83%. Garbage of 6 households was being collected daily, representing 0.74%.

<i>Frequency of Garbage Collection</i>	<i>#</i>	<i>%</i>
Daily	6	0.74%
Thrice a Week	146	18.07%
Twice a Week	39	4.83%
Once a Week	450	55.69%
Others	73	9.03%
None	94	11.63%
<i>Total</i>	<i>808</i>	<i>100.00%</i>

Source: CBMS 2010



Republic of the Philippines  
Province of Benguet  
**Municipality of La Trinidad**  
**BARANGAY SHILAN**

**Sanitation Facilities**

Majority of the households or 463 households owned flush toilets with septic tanks. There were 170 households who share with other households' septic tanks, representing 21.04%. Households who still use pits were at 168, wherein 78 households used closed pits and 90 households used open pits, representing 9.65% and 11.14% respectively.

<i>Kind of Toilet Facility</i>	<i>#</i>	<i>%</i>
Water-sealed Flush to Sewerage/Septic Tank- own	463	57.30%
Water-sealed Flush to Sewerage/Septic Tank- shared	170	21.04%
Close Pit	78	9.65%
Open Pit	90	11.14%
No Toilet	2	0.25%
Others	5	0.62%
<i>Total</i>	<i>808</i>	<i>100.00%</i>

Source: CBMS 2010

**D. HOUSING**

**Residential Construction**

As per records of the Municipal Engineering Office, only six (6) new buildings were constructed in Shilan last 2012. This represents 1.59% of the total new buildings constructed in the municipality.

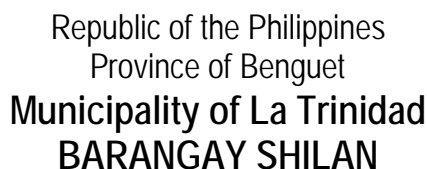
**House Ownership**

There were 560 owners of house and lot, representing 69.31%. Some 121 households were renting a house or room including lot, representing 14.98%. Sixty seven (67) households were living in a rent-free house and lot with consent of the owner, representing 8.29%. Forty (40) households own a house with rent-free lot with consent of owner, accounted to 4.95% of the total number of households.

<i>Households by Tenure Status</i>	<i>#</i>	<i>%</i>
Owner, owner-like possession of house and lot	560	69.31%
Rent house/room including lot	121	14.98%
Own house/rent lot	4	0.50%
Own house, rent-free lot with consent of owner	40	4.95%
Own house, rent-free lot without consent of owner	10	1.24%
Rent-free house and lot with consent of owner	67	8.29%
Rent-free house and lot without consent of owner	1	0.12%
Other tenure status	5	0.62%
<i>Total</i>	<i>808</i>	<i>100.00%</i>

Source: CBMS 2010





*Maximum Imputed Rent* : P30,000.00



Republic of the Philippines  
Province of Benguet  
**Municipality of La Trinidad**  
**BARANGAY SHILAN**

***Households Conveniences***

There were 689 households who own LPG Gas/Range, representing 85.27%. Mobile phone or cellular phone was owned by 666 households, representing 82.43%. Some 612 households owned a television, accounted for 75.74%. Radio/Radio Cassette was owned by 587 households, representing 72.65%.

A total of 525 households own a CD/VCD/DVD player, representing 64.98%. Washing machine was owned by 309 household, representing 38.24%. There were 306 households who own refrigerator or freezer, accounted for 37.87%. Households who own an electric iron were at 284, representing 35.15% of the total.

<i>Households With Appliances/Durables</i>	<i>#</i>	<i>%</i>
Radio/Radio Cassette	587	72.65%
Television	612	75.74%
CD/VCD/DVD	525	64.98%
Stereo/Component	85	10.52%
Karaoke	41	5.07%
Refrigerator/Freezer	306	37.87%
Electric Fan	41	5.07%
Electric Iron	284	35.15%
LPG Gas Stove/Range	689	85.27%
Washing Machine	309	38.24%
Microwave Oven	66	8.17%
Personal Computer	135	16.71%
Mobile Phone/Cellular Phone	666	82.43%
Landline Telephone	28	3.47%
Air-conditioner	7	0.87%
Sewing Machine	25	3.09%
Car, Jeep, Motorcycle and Other Motorized Vehicles	154	19.06%

*Source: CBMS 2010*

**E. SOCIAL WELFARE**

***Day Care Center Facilities***

Balukas Day Care Center  
Besil-Cavanao Day Care Center  
Jappa Day Care Center  
Shontog Day Care Center

Sagpawe Day Care Center  
Shilan Day Care Center  
Pagal Day Care Center



Republic of the Philippines  
Province of Benguet  
**Municipality of La Trinidad**  
**BARANGAY SHILAN**

## Clientele Groups

### Solo Parents

Solo parents were accounted for a total of 71 with 30 males and 41 females. Most of them were solo parents due to death of spouse with a number of 31 solo parents, 9 were males and 22 were females, representing 43.66%. There were 21 solo parents by reason of non-marriage with 12 males and 9 females, representing 29.58%. Solo parents due to abandonment of spouse were at 12, 6 males and 6 females, representing 16.90%.

<i>Reasons For Being A Solo Parent</i>	<i>Male</i>	<i>Female</i>	<i>Total</i>	<i>%</i>
Death of Spouse	9	22	31	43.66%
Imprisonment of Spouse	1	1	2	2.82%
Abandonment of Spouse for At least One Year	6	6	12	16.90%
Unmarried Mother/Father Who Preferred to Keep the Child Instead of Others Caring for Her/Him	12	9	21	29.58%
Assumes the Responsibility of the Head of the Family	1	2	3	4.23%
Other Reason	1	1	2	2.82%
<i>Total</i>	<i>30</i>	<i>41</i>	<i>71</i>	<i>100.00%</i>

Source: CBMS 2010

### Persons with Disability

There were 54 persons with disabilities in Shilan, wherein 49 were males and 5 were females. Persons with mild cerebral palsy were accounted to 9 persons, 8 males and a female, representing 16.67%. Four (4) males were partially blind, representing 7.41%. Another 4 males have low vision, representing 7.41%. Three (3) males were regularly impaired by mental illness, accounted to 5.56%.

<i>Persons with Disability by Type</i>	<i>Male</i>	<i>Female</i>	<i>Total</i>	<i>%</i>
Total Blindness	1	0	1	1.85%
Partial Blindness	4	0	4	7.41%
Low Vision	4	0	4	7.41%
Totally Deaf	2	0	2	3.70%
Oral Defect	1	0	1	1.85%
One Hand	1	0	1	1.85%
No Hands	1	0	1	1.85%
One Leg	1	0	1	1.85%
Mild Cerebral Palsy	8	1	9	16.67%
Regularly Intellectually Impaired	2	0	2	3.70%
Severely Intellectually Impaired	2	0	2	3.70%
Regularly Impaired by Mental Illness	3	0	3	5.56%
Severely Impaired by Mental Illness	1	1	2	3.70%
Severely Multiple Impaired	0	1	1	1.85%
Others	18	2	20	37.04%
<i>Total</i>	<i>49</i>	<i>5</i>	<i>54</i>	<i>100.00%</i>

Source: CBMS 2010



Republic of the Philippines  
Province of Benguet  
**Municipality of La Trinidad**  
**BARANGAY SHILAN**

There were 28 disabled persons due to illness, of whom 25 were males and 3 were females, representing 51.85%. Disabilities of 20 persons were in-born with 18 males and 2 females, representing 37.04%. Five (5) persons' disability is due to accident, representing 9.26%.

<i>Cause of Disability</i>	<i>Male</i>	<i>Female</i>	<i>Total</i>	<i>%</i>
In-born	18	2	20	37.04%
Illness	25	3	28	51.85%
Accident	5	0	5	9.26%
Others	1	0	1	1.85%
<i>Total</i>	<i>49</i>	<i>5</i>	<i>54</i>	<i>100.00%</i>

Source: CBMS 2010

Out of 54 persons with disabilities, only 13 persons were able to received assistance. There were 6 persons who received financial assistance, representing 11.11%. Medical assistance is received by 3 persons with disability, representing 5.56%. Three (3) persons received educational assistance, representing 5.56%. Only one person received other kind of assistance, representing 1.85%. The sources of assistance received were from the government with 10 recipients, non-government agency with 1 recipient, and 2 from other sources.

<i>Assistance Received</i>	<i>Total</i>	<i>%</i>
Financial Assistance	6	11.11%
Medical Assistance	3	5.56%
Educational Assistance	3	5.56%
Others	1	1.85%
<i>Total</i>	<i>13</i>	<i>24.08%</i>

Source: CBMS 2010

<i>Source of Assistance Received</i>	<i>#</i>	<i>%</i>
Government	10	18.52%
NGO	1	1.85%
Others	2	3.70%
<i>Total</i>	<i>13</i>	<i>24.07%</i>

Source: CBMS 2010

### **Senior Citizens**

Senior citizens were accounted to 143, wherein 107 were males and 36 were females. Out of 143, there were 74 seniors who have their identification cards with 53 males and 21 females, representing 51.75%. Sixty nine (69) seniors do not have identification cards, 54 males and 15 females, representing 48.25%. A total of 34 seniors were able to use their identification cards, representing 45.95% of the total number of seniors.

<i>Senior Citizen</i>	<i>Male</i>	<i>Female</i>	<i>Total</i>	<i>%</i>
Members Who Has Able to Use ID	24	10	34	45.95%
With Identification Card	53	21	74	51.75%
Without Identification Card	54	15	69	48.25%
<i>Total</i>	<i>107</i>	<i>36</i>	<i>143</i>	<i>100.00%</i>

Source: CBMS 2010



Republic of the Philippines  
Province of Benguet  
**Municipality of La Trinidad**  
**BARANGAY SHILAN**

**Access to Government Programs**

There were 726 households who were beneficiaries of the various types of Government programs. Philhealth for Indigents had 403 recipients, representing 55.51%. Some 237 households were recipients of Health Assistance program, representing 32.64%. Twenty five (25) households were recipients of Credit program, accounted to 3.44%. Fourteen (14) households were recipients of Education or Scholarship program, representing 1.93% of the total. Given all these programs, 503 households or 69.28% said that the effects of the programs were good.

<i>Types of Programs Received/Availed by the HHs</i>	<i>#</i>	<i>%</i>
Philhealth for Indigents	403	55.51%
Supplemental Feeding Program	1	0.14%
Health assistance program	237	32.64%
Education / scholarship program	14	1.93%
Credit program	25	3.44%
Other types of program, specify	46	6.34%
<i>Total</i>	<i>726</i>	<i>100.00%</i>

Source: CBMS 2010

<i>Program Effect Rating</i>	<i>#</i>	<i>%</i>
Positive	503	69.28%
No Effect	222	30.58%
Negative Effect	1	0.14%
<i>Total</i>	<i>726</i>	<i>100.00%</i>

Source: CBMS 2010

**F. PUBLIC SAFETY**

***Peace and Order***

There were 44 incidents of crime in barangay Shilan. Most of which are vehicular accidents with 15, representing 34.09%. This is followed by physical injuries accounted to 8 or 18.18%. Theft is accounted to 7 incidents and Violence against Women and Children were at 5, representing 15.91% and 11.36% respectively.

<i>Victims of Crime</i>	<i>#</i>	<i>%</i>
Child Abuse	2	4.55%
Other Non-index	4	9.09%
Physical Injuries	8	18.18%
Robbery	2	4.55%
Rape	1	2.27%
Theft	7	15.91%
VAWC	5	11.36%
Vehicular Accidents	15	34.09%
<i>Total</i>	<i>44</i>	<i>100.00%</i>

Source: PNP-LT, 2012 Data



Republic of the Philippines  
Province of Benguet  
**Municipality of La Trinidad**  
**BARANGAY SHILAN**

**Calamity**

In 2010, 14 households were affected by natural and/or man-made disaster. There were 11 households who were affected by typhoon, representing 78.57%. One household was affected by flood, representing 7.14%. Two (2) households were affected by other kind of disaster, representing 14.29%.

<i>Types of Calamities</i>	<i>#</i>	<i>%</i>
Typhoon	11	78.57%
Flood	1	7.14%
Drought	0	0.00%
Earthquake	0	0.00%
Volcanic Eruption	0	0.00%
Armed Conflict	0	0.00%
Fire	0	0.00%
Others	2	14.29%
<i>Total</i>	<i>14</i>	<i>100.00%</i>

Source: CBMS 2010

**V. ECONOMY**

**A. SOURCE OF INCOME**

**Entrepreneurial Activities**

As to source of income, a total of 600 households were engaged in entrepreneurial activities including agricultural activities. Out of 600, 414 households were engaged in crop farming and gardening with an average income of ₱44,751.00 annually. There were 121 households engaged in wholesale and retail trade having an average annual income of ₱56,174.00. Transportation, storage and communication services accounted to 31 households with ₱115,942.00 average annual income.

<i>Entrepreneurial Activities by Income</i>	<i>Households</i>		<i>Income (₱)</i>		
	<i>#</i>	<i>%</i>	<i>Minimum</i>	<i>Average</i>	<i>Maximum</i>
Crop Farming and Gardening	414	51.24%	₱1,000.00	₱44,751.00	₱500,000.00
Livestock and Poultry Raising	9	1.11%	6,000.00	23,200.00	46,000.00
Fishing Activities	0	0%	0.00	0.00	0.00
Forestry and Hunting Activities	0	0%	0.00	0.00	0.00
Wholesale & Retail Trade Activities	121	14.98%	1,500.00	56,174.00	300,000.00
Manufacturing Activities	5	0.62%	12,000.00	220,200.00	960,000.00
Community, Social & Personal	3	0.37%	36,000	84,000	180,000
Transportation, Storage, and Communication Services	31	3.84%	14,400.00	115,942.00	576,000.00
Mining and Quarrying Activities	4	0.50%	24,000.00	42,750.00	56,000.00
Construction	5	0.62%	5,000.00	82,760.00	108,000.00
Other Activities	8	0.99%	24,000.00	163,300.00	500,000.00
<i>Total</i>	<i>600</i>				

Source: CBMS 2010



Republic of the Philippines  
Province of Benguet  
**Municipality of La Trinidad**  
**BARANGAY SHILAN**

***Salaries and Wages***

Half of the total households or 412 households were wage earners with an average annual income of ₱89,723.00.

<i>Salaries and Wages by Income</i>	<i>Households</i>		<i>Income (₱)</i>		
	<i>#</i>	<i>%</i>	<i>Minimum</i>	<i>Average</i>	<i>Maximum</i>
Salaries and Wages	412	50.99%	₱2,880.00	₱89,723.00	₱451,416.00

Source: CBMS 2010

***Additional Source of Income***

Aside from the main source of income, 375 households had other source of income, representing 46.41%. There were 195 households who had additional income from cash receipts, support, assistance and relief received from domestic sources with an average annual income of ₱2,608.00. Ninety four (94) households received remittance from Overseas Filipino Workers having an average income of ₱120,043.00 annually.

There were 33 households who made additional income from cash receipts, support, assistance and relief received from abroad having an average annual income of ₱12,833.00. Nineteen (19) households had additional income from rentals received from agricultural lands, spaces, buildings and other properties with an average annual income of ₱99,842.00. Fourteen (14) households had additional income from received pension and retirement with ₱92,800.00 average annual income.

<i>Additional Sources of Income</i>	<i>Number of HHs</i>	<i>Minimum Income</i>	<i>Average Income</i>	<i>Maximum Income</i>
Net Share of Crops, Livestock, and Poultry Raised by Other Households	1	60,000	60,000	60,000
Remittances from Overseas Filipino Workers	94	8,000.00	120,043.00	850,000.00
Receipts from Abroad	33	250.00	12,833.00	88,000.00
Receipts from Domestic Sources	195	100.00	2,608.00	130,000.00
Rentals Received	19	14,000	99,842.00	360,000.00
Interest Earned	1	60,000	60,000	60,000
Pension and Retirement Received	14	5,000.00	92,800.00	600,000.00
Dividends from Investment	1	120,000	120,000	120,000
Other Sources	17	1,500.00	37,029.00	156,000.00
<i>Total</i>	<i>375</i>			

Source: CBMS 2010

***Annual Per Capita Poverty Income***

A total of 277 households in the community had an annual per capita income of less than ₱15,820 (poverty threshold), accounted for 34.28% of the total households. The annual per capita poverty threshold is the minimum annual income required to be spent by each member of a family to satisfy their nutritional requirements and other basic needs.





Republic of the Philippines  
Province of Benguet  
**Municipality of La Trinidad**  
**BARANGAY SHILAN**

**Agriculture**

More than half or 414 households were engaged in agriculture, representing 51.24% of the total number of households.

**Tenure Status.** Out of 414 households engaged in farming, 285 were owners of agricultural land they were working on, representing 68.84%. Eighty five (85) households were renting the land they were tilling, representing 20.53%. Forty three (43) households were not owners of the land they were working on but with the consent of the owner, representing 10.39%.

<i>Tenure Status (Agricultural Land)</i>	<i>#</i>	<i>%</i>
Owned or owner-like possession	285	68.84%
Rent	85	20.53%
Not owned but with consent of owner	43	10.39%
Not owned and without consent of owner	1	0.24%
Other	0	0.00%
<i>Total</i>	<i>414</i>	<i>100.00%</i>

Source: CBMS 2010

**Agricultural Land Area.** Majority of the farmers or 91.30% were working on agricultural land less than 1 hectare. There were 35 households or farmers who are cultivating 1 to 3 hectares of agricultural land, representing 8.45%. Only 1 farmer or household worked on 3 to 5 hectares of land, representing 0.24%.

<i>Area of Agricultural Land</i>	<i>#</i>	<i>%</i>
Less Than 1 Hectare	378	91.30%
1 - 3 Hectares	35	8.45%
3.1 - 5 Hectares	1	0.24%
More Than 5 Hectares	0	0.00%
Not Specified	0	0.00%
<i>Total</i>	<i>414</i>	<i>100.00%</i>

Source: CBMS 2010

**Agricultural Implements.** There were 435 farmers who own the equipment or facilities they used, representing 99.54%. And 2 farmers do not actually own the equipment they used in the farm or garden, representing 0.46%. The insecticide or pesticide sprayer was the common, used by 359 farmers, representing 82.15%. Sixty seven (67) farmers were using irrigation pump, representing 15.33%. Farm shed was used by 6 farmers, representing 1.37%. Farm tractor was used by 2 farmers, representing 0.46%.

<i>Ownership of Equipment/Facilities</i>	<i>#</i>	<i>%</i>
Yes	435	99.54%
No	2	0.46%

Source: CBMS 2010



Republic of the Philippines  
Province of Benguet  
**Municipality of La Trinidad**  
**BARANGAY SHILAN**

<i>Type of Agricultural Equipment or Facilities Used</i>	<i>#</i>	<i>%</i>
Beast of Burden	0	0.00%
Plow	0	0.00%
Harrow	0	0.00%
Mower	1	0.23%
Thresher or Corn Sheller	0	0.00%
Insecticide or Pesticide Sprayer	359	82.15%
Farm Tractor	2	0.46%
Hand Tractor	1	0.23%
Turtle or Mud Boat	0	0.00%
Planter or Transplanter or Dryers	0	0.00%
Mechanical Dryer	0	0.00%
Multipurpose Drying Pavement	0	0.00%
Rice Mill/Corn Mill/Feed Mill	0	0.00%
Harvester, Any Crop	0	0.00%
Warehouse Granary	0	0.00%
Farm Shed	6	1.37%
Irrigation Pump	67	15.33%
Other Equipment/Facilities	1	0.23%

Source: CBMS 2010

### ***Livestock Raising***

Nine (9) households were engaged in livestock raising. Five (5) households were raising hog for fattening, representing 55.56%. Chicken were raised by 2 households, representing 22.22%. Chicken for egg laying was raised by 1 household and another one household raised other kind of poultry or livestock, representing 11.11% each.

<i>Livestock Being Raised by Households</i>	<i>#</i>	<i>%</i>
Hog for Fattening	5	55.56%
Sow	0	0.00%
Goat	0	0.00%
Carabao	0	0.00%
Cow	0	0.00%
Chicken	2	22.22%
Chicken for Egg Laying	1	11.11%
Other Livestock/Poultry	1	11.11%
<i>Total</i>	<i>9</i>	<i>100.00%</i>

Source: CBMS 2010

There were 477 live animals, 76 kilograms of meat, and 28,800 pieces of eggs were produced annually by those households engaged in livestock or poultry raising.

<i>Volume of Production of Livestock/Poultry</i>	<i>Volume of Production</i>
Live animals	477 heads
Meat	76 kgs.
Milk	0 liters
Eggs	28,800 pcs.

Source: CBMS 2010

### **B. EMPLOYMENT**



Republic of the Philippines  
Province of Benguet  
**Municipality of La Trinidad**  
**BARANGAY SHILAN**

### **Labor Force**

The potential labor force of Shilan is 2,363 persons (15-64 years old), which composed of 1,282 males and 1,081 females. The actual labor force is 1,694 persons, which does not include those unable, not available and not looking for work (e.g. students, housewives, disabled, retired persons and seasonal workers). There were 1,646 persons who were employed, of which 1,602 persons were 15 to 64 years old, 5 persons were 14 years old and below, and 39 persons were 65 years old and above. This garners a high employment rate of 97.17%. Forty eight (48) persons were not employed, representing 2.83%.

<i>Labor Force</i>	<i>Male</i>	<i>Female</i>	<i>Total</i>	<i>%</i>
Potential Labor Force (15-64 years old)	1,282	1,081	2,363	
<i>Actual Labor Force</i>				
Employed	1,039	607	1,646	97.17%
<i>Employed Members (15-64 Years Old )</i>	1,009	593	1,602	94.57%
<i>Employed Members (14 Years Old &amp; Below)</i>	5	0	5	0.30%
<i>Employed Members (65 Years Old &amp; Above)</i>	25	14	39	2.30%
<i>Unemployed Members Who are Looking for Work</i>	23	25	48	2.83%
Actual Labor Force	1,062	632	1,694	100.00%

Source: CBMS 2010

### **Nature of Employment**

Out of 1,646 employed people, a total of 1,476 were employed on a permanent basis with 917 males and 559 females, representing 89.67%. Ninety nine (99) persons were employed on a short-term, seasonal and/or casual basis, wherein 63 were males and 36 were females, representing 6.01%. Those who worked on different jobs on day to day or week to week basis were at 71, 60 males and 11 females, representing 4.31% of the total.

<i>Nature of Employment</i>	<i>Male</i>	<i>Female</i>	<i>Total</i>	<i>%</i>
Permanent	917	559	1,476	89.67%
Short-term, seasonal, casual	63	36	99	6.01%
Worked on different jobs on day to day/ week to week	60	11	71	4.31%
<i>Total</i>	<i>1,040</i>	<i>606</i>	<i>1,646</i>	<i>100.00%</i>

Source: CBMS 2010

### **Employment by Sector**

Most of the employed individuals were in agriculture, mining, and forestry with 1,038, 676 males and 362 females, representing 63.06%. There were 224 persons employed in wholesale and retail trade with 91 males and 133 females, representing 13.61%. Transportation, storage and communication employed 91 persons, of whom 85 were males and 6 were females, representing 5.53%.



Republic of the Philippines  
Province of Benguet  
**Municipality of La Trinidad**  
**BARANGAY SHILAN**

A total of 82 persons were employed in private households, where 62 were males and 20 were females, accounted to 4.98%. Construction sector had 43 employed persons with 39 males and 4 females, representing 2.61%. Thirty eight (38) persons were employed in hotel and restaurants, where 13 were males and 25 were females, representing 2.31% of the total.

<i>Employment by Sector/Industry</i>	<i>Male</i>	<i>Female</i>	<i>Total</i>	<i>%</i>
Agriculture, Mining, and Forestry	676	362	1,038	63.06%
Fishing	3	1	4	0.24%
Mining and Quarrying	10	0	10	0.61%
Manufacturing	11	2	13	0.79%
Electricity, Gas, and Water Supply	9	2	11	0.67%
Construction	39	4	43	2.61%
Wholesale & Retail Trade, Vehicle Repair	91	133	224	13.61%
Hotel and Restaurants	13	25	38	2.31%
Transportation, Storage, and Communication	85	6	91	5.53%
Financial Intermediation	0	4	4	0.24%
Real Estate, Renting, and Business Activities	0	2	2	0.12%
Public Administration and Defense	19	7	26	1.58%
Education	6	25	31	1.88%
Health and Social Work	4	7	11	0.67%
Other Community, Social/Personal Activities	12	6	18	1.09%
Private HHs with Employed Persons	62	20	82	4.98%
Extra- territorial Organization	0	0	0	0.00%
<i>Total</i>	<i>1,040</i>	<i>606</i>	<i>1,646</i>	<i>100.00%</i>

Source: CBMS 2010

**Primary Occupation or Business**

There were 836 who are farmers, forestry workers and fishermen with 533 males and 303 females, representing 50.79%. Laborers and unskilled workers were accounted to 430, wherein 324 were males and 106 were females, representing 26.12%. Some 155 persons were service workers, shop and market sales workers with 39 males and 116 females, representing 9.42%. Trades and related workers were at 103, 84 males and 19 females, representing 6.26%

<i>Type of Primary Occupation or Business</i>	<i>Male</i>	<i>Female</i>	<i>Total</i>	<i>%</i>
Officials of Gov't & Special-Interest Organizations, Corporate Executives, Managers, Managing Proprietors & Supervisors	23	12	35	2.13%
Physical, Mathematical & Engineering Science Professionals	14	26	40	2.43%
Technician and Associate Professionals	7	5	12	0.73%
Clerks	4	17	21	1.28%
Service Workers and Shop and Market Sales Workers	39	116	155	9.42%
Farmers, Forestry Workers and Fishermen	533	303	836	50.79%
Trades and Related Workers	84	19	103	6.26%
Plant and Machine Operators and Assemblers	10	0	10	0.61%
Laborers and Unskilled Workers	324	106	430	26.12%
Special Occupations	1	1	2	0.12%
Not Stated	0	2	2	0.12%
<i>Total</i>	<i>1039</i>	<i>607</i>	<i>1,646</i>	<i>100.01%</i>

Source: CBMS 2010



Republic of the Philippines  
Province of Benguet  
**Municipality of La Trinidad**  
**BARANGAY SHILAN**

***Class of Workers***

There were 983 persons who are self-employed, wherein 582 were males and 401 females, representing 59.72%. Some 351 persons worked for households with 273 males and 78 females, representing 21.32%. A number of 221 persons worked for private establishments, of whom 140 were males and 81 were females, representing 13.43%. Persons who worked for government or government corporation were at 67, 31 males and 36 females, representing 4.07%.

<i>Class of Worker</i>	<i>Male</i>	<i>Female</i>	<i>Total</i>	<i>%</i>
Worked for a household	273	78	351	21.32%
Worked for a private establishment	140	81	221	13.43%
Worked for government/ government corporation	31	36	67	4.07%
Self-employed without employees	582	401	983	59.72%
Employer in own family-operated farm or business	9	7	16	0.97%
Worked with pay on own family operated farm or business	2	3	5	0.30%
Work without pay on own family operated farm/business	3	0	3	0.18%
<i>Total</i>	<i>1,040</i>	<i>606</i>	<i>1,646</i>	<i>100.00%</i>

Source: CBMS 2010

***Professionals***

Professionals in the community were accounted to 72 persons with 63 males and 9 females. There were 33 professional teachers with 26 males and 7 females, representing 45.83%. Nurses were at 14, 13 males and a female, representing 19.44%. Thirteen (13) persons were criminologist with 12 males and a female, representing 18.06%. Three (3) males were midwife, representing 4.17%.

<i>Type of Professionals</i>	<i>Male</i>	<i>Female</i>	<i>Total</i>	<i>%</i>
Aeronautical Engineering	1	0	1	1.39%
Agriculturist	1	0	1	1.39%
Civil Engineer	2	0	2	2.78%
Criminologist	12	1	13	18.06%
Elect. and Comm. Engineer	1	0	1	1.39%
Geodetic Engineer	1	0	1	1.39%
Midwife	3	0	3	4.17%
Nurse	13	1	14	19.44%
Occupational Therapy Technician	1	0	1	1.39%
Professional Teacher	26	7	33	45.83%
Social Worker	1	0	1	1.39%
Others	1	0	1	1.39%
<i>Total</i>	<i>63</i>	<i>9</i>	<i>72</i>	<i>100.00%</i>

Source: CBMS 2010



Republic of the Philippines  
Province of Benguet  
**Municipality of La Trinidad**  
**BARANGAY SHILAN**

***Unemployment and Job Search Method***

There were 48 individuals who are searching for work with 23 males and 25 females. Nineteen (19) individuals placed or answered private advertisements as their method of searching jobs, where 7 were males and 12 were females, representing 39.58%. Fifteen (15) individuals approached relatives or friends with 10 males and 5 males, representing 31.25%. Eight (8) persons were registered in private employment agencies, of whom 4 were males and 4 were females, representing 16.67%.

<i>Job Search Method</i>	<i>Male</i>	<i>Female</i>	<i>Total</i>	<i>%</i>
Registered In Public Employment Agency	0	3	3	6.25%
Registered In Private Employment Agency	4	4	8	16.67%
Approached Employer Directly	2	1	3	6.25%
Approached Relatives/Friends	10	5	15	31.25%
Placed Or Answered Private Advertisements	7	12	19	39.58%
Others	0	0	0	0.00%
<i>Total</i>	<i>23</i>	<i>25</i>	<i>48</i>	<i>100.00%</i>

Source: CBMS 2010

***Reason for not Searching or Applying for a Job***

A total of 713 persons who are members of the labor force were not searching for work. This comprised of 250 males and 463 females. There were 372 persons who are students, wherein 174 were males and 198 were females, representing 52.17%. A number of 250 persons were not looking for work due to housekeeping duties, representing 35.06%. Thirty six (36) persons were either too young or old, or retired or permanently disabled with 26 males and 10 females, representing 5.05%.

<i>Reasons For Not Looking For Work</i>	<i>Male</i>	<i>Female</i>	<i>Total</i>	<i>%</i>
Believes no work is available	6	0	6	0.84%
Awaiting results of previous job application	8	2	10	1.40%
Temporary illness/disability	10	3	13	1.82%
Bad Weather	0	0	0	0.00%
Waiting for rehire/job recall	4	8	12	1.68%
Too young/old, retired, permanently disabled	26	10	36	5.05%
Housekeeping	16	234	250	35.06%
Schooling	174	198	372	52.17%
Other reasons	6	8	14	1.96%
<i>Total</i>	<i>250</i>	<i>463</i>	<i>713</i>	<i>100.00%</i>

Source: CBMS 2010

Thirteen (13) persons were not searching for work because they are either temporarily ill or disabled with 10 males and 3 females, representing 1.82%. Twelve (12) persons were waiting for rehire or job recall, of whom 4 were males and 8 were females, representing 1.68%. There were 10 persons who are waiting for the result of previous job application with 8 males and 2 females, representing 1.40% of the total.



Republic of the Philippines  
Province of Benguet  
**Municipality of La Trinidad**  
**BARANGAY SHILAN**

***Overseas Employment***

There were 119 former members of the households who were Overseas Filipino Workers comprising of 95 males and 24 females. Most of them were hired in Japan with a number of 31, representing 26.05%. Hong Kong hired 25 Overseas Filipino workers, representing 21.01%. Thirteen (13) workers were in Saudi Arabia, representing 10.92%. Six (6) workers were in Canada and another 6 were in Taiwan, representing 5.04% each.

<i>Country of Work</i>	<i>#</i>	<i>%</i>
Australia	1	0.84%
Brunei Darussalam	1	0.84%
Canada	6	5.04%
China	3	2.52%
Hong Kong	25	21.01%
Israel	1	0.84%
Japan	31	26.05%
Korea	3	2.52%
Kuwait	3	2.52%
Lebanon	2	1.68%
Libyan Arab Jamahiriya	1	0.84%
Macao	3	2.52%
New Zealand	1	0.84%
Qatar	1	0.84%
Saudi Arabia	13	10.92%
Singapore	5	4.20%
Taiwan	6	5.04%
United Arab Emirates	2	1.68%
United Kingdom of Great Britain and Northern Ireland	5	4.20%
United States of America	3	2.52%
Others	3	2.52%
<i>Total</i>	<i>119</i>	<i>100.00%</i>

Source: CBMS 2010

***Kind of Work Abroad***

As to kind of work abroad, a total of 115 persons were service workers, shop and market sales workers with 92 males and 23 females, representing 96.64%. Four (4) persons performed special occupations abroad, where 3 were males and 1 female, representing 3.36%.





Republic of the Philippines  
Province of Benguet  
**Municipality of La Trinidad**  
**BARANGAY SHILAN**

<i>Kind of Work in Abroad</i>	<i>Male</i>	<i>Female</i>	<i>Total</i>	<i>%</i>
Officials of Gov't & Special-Interest Organizations, Corporate Executives, Managers, Managing Proprietors and Supervisors	0	0	0	0.00%
Physical, Mathematical and Engineering Science Professionals	0	0	0	0.00%
Technician and Associate Professionals	0	0	0	0.00%
Clerks	0	0	0	0.00%
Service Workers and Shop and Market Sales Workers	92	23	115	96.64%
Farmers, Forestry Workers and Fishermen	0	0	0	0.00%
Trades and Related Workers	0	0	0	0.00%
Plant and Machine Operators and Assemblers	0	0	0	0.00%
Laborers and Unskilled Workers	0	0	0	0.00%
Special Occupations	3	1	4	3.36%
<i>Total</i>	<i>95</i>	<i>24</i>	<i>119</i>	<i>100.00%</i>

Source: CBMS 2010

### C. INFRASTRUCTURE AND UTILITIES

#### **Electricity**

There were 720 households who have electrical connection with BENECO, representing 89.11%. While 88 households had no electrical connection accounted to 10.89%. The average monthly electrical bill was at P621.00.

*Number of Households with Electricity Connections:* 720 (89.11% of total HHs)

*Number of Households w/o Electricity Connections:* 88 (10.89% of the HHs)

*Average Monthly Electric Bill* : P 621.00

<i>Source of Electricity in the House/Building</i>	<i>#</i>	<i>%</i>
Electric Company	720	89.11%
Generator	0	0.00%
Solar	0	0.00%
Battery	0	0.00%
Others	0	0.00%
None	88	10.89%
<i>Total</i>	<i>808</i>	<i>100.00%</i>

Source: CBMS 2010

#### **Access to Safe Drinking Water**

Out of 808 total households, 209 households have access to safe drinking water (bottled water), representing 25.87%. There were 472 households whose sources of drinking water are from rivers, streams, lakes and springs, representing 58.42%. Sixty seven (67) households shared connection with other households' water connection, representing 8.29%. Twenty three (23) households water delivered through tanker truck and/or peddlers, representing 2.85%.



Republic of the Philippines  
Province of Benguet  
**Municipality of La Trinidad**  
**BARANGAY SHILAN**

<i>Source of Drinking Water</i>	<i>#</i>	<i>%</i>
Community Water System-own	8	0.99%
Community Water System-shared	67	8.29%
Deep Well-own	18	2.23%
Deep Well-shared	4	0.50%
Artesian Well-own	0	0.00%
Artesian Well-shared	0	0.00%
Dug/Shallow Well-own	2	0.25%
Dug/Shallow Well-shared	1	0.12%
River, Stream, Lake, Spring	472	58.42%
Bottled Water	209	25.87%
Tanker Truck/Peddler	23	2.85%
Others	4	0.50%
<i>Total</i>	<i>808</i>	<i>100.00%</i>

Source: CBMS 2010

The sources of drinking water of 271 households were just within their premises, representing 33.54%. Some 205 households' source of drinking water was outside their premises but less than 250 meters, representing 25.37%. While households whose source of drinking water is outside their premises and more than 250 meters were at 81, representing 10.02% of the total.

<i>Distance of Source of Drinking Water</i>	<i>#</i>	<i>%</i>
Within Premises	271	33.54%
Outside Premises But 250 Meters/Less	205	25.37%
251 Meters or More	81	10.02%
Don't Know	15	1.86%
Not Stated	236	29.21%
<i>Total</i>	<i>808</i>	<i>100.00%</i>

Source: CBMS 2010

### **Domestic Water System**

There were 4 water systems available in the barangay namely: Balukas Water System, Sagpaw Water System, Jappa Water System and Shilan Proper Water System.

### **Roads**

<i>Name of Road</i>	<i>Length (km)</i>	<i>Road ROW (M)</i>	<i>Area of Jurisdiction</i>	<i>Remarks</i>
Beckel-Balangbang Road	1.447	4.000	Provincial	Concrete/Gravel/Earth
Km. 12-Sagpaw Road	1.900	4.000	Provincial	Concrete/Gravel/Earth



Republic of the Philippines  
Province of Benguet  
**Municipality of La Trinidad**  
**BARANGAY SHILAN**

Km. 12-Pagal-Talingting	2.505	4.000	Provincial	Concrete/Gravel/Earth
Suyoc-Beckel Road	0.500	4.000	Provincial	Gravel/Earth
Suyoc-Shilan Road	5.720	4.000	Provincial	Concrete/Gravel/Earth
Shilan-Jappa-Conet Road	2.760	3.000	Brgy. Road	Gravel
Apogan-Cabanao Road	0.300	2.690	Brgy. Road	Gravel
Balangbang-Balukas-Beckel Rd.	0.950	2.839	Brgy. Road	
Balangbang-Sagpawe-Shilan Rd.	0.210	3.000	Brgy. Road	Gravel
Balukas-Aran Road	1.500	2.600	Brgy. Road	
Balukas-Shilan Road	1.350	3.00	Brgy. Road	
Sagpawe-Bangao Road	0.665	2.600	Brgy. Road	Gravel
Sagpawe-Suyoc Road	0.600	2.600	Brgy. Road	Concrete/Gravel
Shilan-Jappa-Conet Road	3.490	2.620	Brgy. Road	Gravel
Shilan Sablan Road	1.350	2.560	Brgy. Road	Gravel
Shilan-Shontog Road	0.900	2.850	Brgy. Road	

Source: CLUP 2000-10 & 2013-2023

## VI. GOVERNANCE

### *Vision*

We envision Shilan to be a flower and vegetable center combined with commerce and eco-tourism where a healthy, empowered, self-reliant and God-loving people live in peaceful community where justice and effective governance prevail.

### *Mission*

- ❖ To provide a technology for the production of good quality vegetables and cut flowers;
- ❖ To provide accessible farm to market roads;
- ❖ Development and preservation of the communal forest and rivers as tourist spots of the barangay;
- ❖ To provide adequate health services and;
- ❖ Comprehensive services in good governance with the active participation of the community members.

### *Goals*

- ❖ To provide seminars and trainings on modern technology for vegetables and cut flowers production;
- ❖ To source out funds from GOs and NGOs for the improvement of farm to market roads;
- ❖ To source out funds for the development of the communal forest and rivers as tourist spots in the barangay;
- ❖ To encourage investors to engaged in commerce in the barangay;
- ❖ To provide adequate health services and facilities;



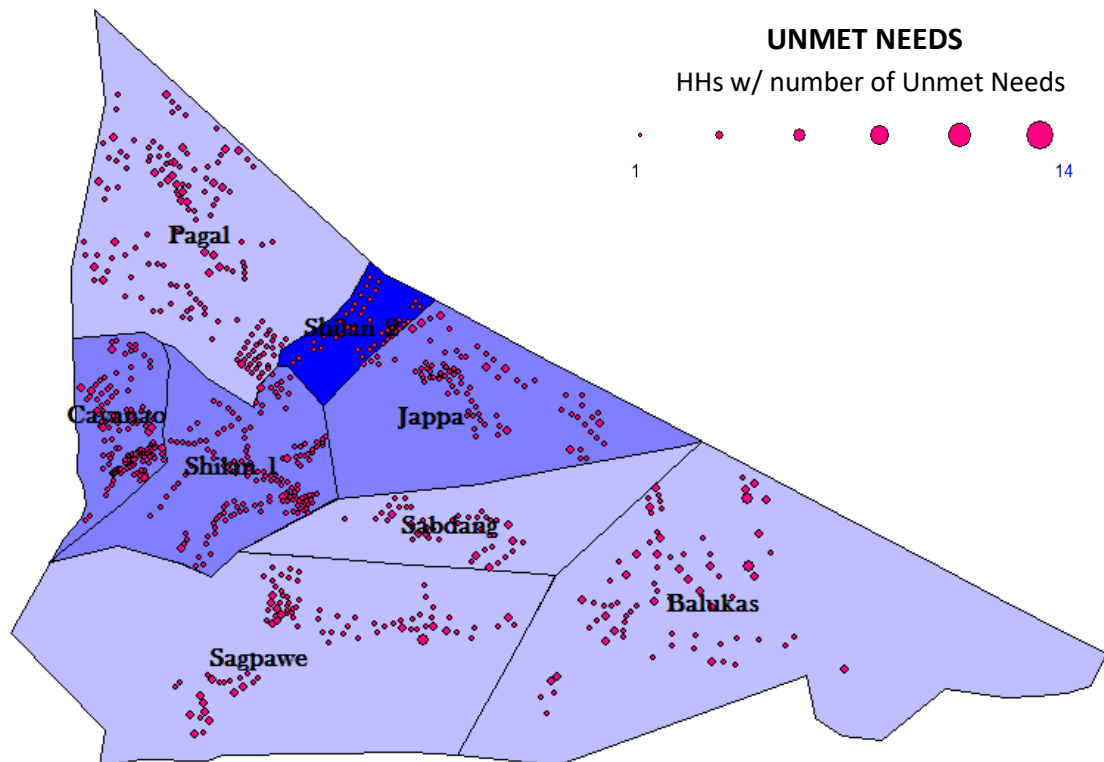
Republic of the Philippines  
Province of Benguet  
**Municipality of La Trinidad**  
**BARANGAY SHILAN**

- ❖ To support and encourage spiritual growth;
- ❖ To promote peace and justice by nurturing civic consciousness;
- ❖ To disseminate information on the preservation of the communal forest and all existing natural falls;
- ❖ To construct potable water system and;
- ❖ To promote people empowerment thru active participation in community activities.

**CBMS Indicators of Poverty**

Access to potable water is the most felt problem in Shilan. There were 502 households who do not have access to safe water, wherein 131 households were in Cavanaugh, 107 in Pagal, and 84 in Sagpawe.

Another felt problem among the residents is low income with 277 affected households. Most of the affected households were situated in Balukas with 64, Pagal with 47, and 37 in Cavanaugh.





Republic of the Philippines  
Province of Benguet  
**Municipality of La Trinidad**  
**BARANGAY SHILAN**

<i>Poverty Indicators/Sitio</i>	<i>Cavanao</i>	<i>Pagal</i>	<i>Shilan 1</i>	<i>Shilan 2</i>	<i>Jappa</i>	<i>Sabdang</i>	<i>Sagpawe</i>	<i>Balukas</i>	<i>Total</i>
<b>A. EDUCATION</b>									
Children Not Attending E/S	4	3	6	3	1	2	7	4	30
Children Not Attending High School	10	10	4	0	5	0	4	10	43
<b>B. HEALTH &amp; NUTRITION</b>									
Children (0-5 years old) who died	0	0	0	0	0	0	0	0	0
Women who Died	1	0	0	0	0	0	0	0	1
Malnourished Children	0	0	0	0	0	0	0	0	0
<b>C. HOUSING</b>									
HH Who are Squatters	1	3	4	0	1	0	0	1	10
HH in Makeshift Housing	0	2	0	0	0	2	0	27	31
<b>D. INCOME &amp; LIVELIHOOD</b>									
HH w/ incomes Below Poverty Threshold	37	47	28	11	31	26	33	64	277
HH w/ incomes Below Food Threshold	18	38	15	2	15	22	21	51	182
HH who Experienced Hunger	0	0	0	0	0	0	0	0	0
Unemployed	7	2	4	1	13	0	15	2	44
<b>E. WATER &amp; SANITATION</b>									
HH without Access to Safe Water	131	107	80	8	38	42	84	12	502
HH with No Sanitary Toilet	18	7	0	1	9	0	13	42	90

Source: CBMS 2010, as verified by Barangay Officials in 2012

/Sally