



Republic of the Philippines
Province of Benguet
Municipality of La Trinidad
BARANGAY POBLACION

PHYSICAL AND SOCIO-ECONOMIC PROFILE

I. PHYSICAL PROFILE

Geographic Location

Poblacion is one of the 16 barangays of the Municipality of La Trinidad, Province of Benguet, and part of the Cordillera Administrative Region.

Barangay Poblacion is situated on the central part of the municipality of La Trinidad. It is bounded on the north by barangay Bineng, on the east by barangay Puguis, to the west by barangay Cruz, and to the south by barangay Betag.

Land Area


The barangay has an estimated land area of 104.6614 hectares which comprises 1.29% of the municipality's total land area. It is the eleventh largest barangay.

Political Subdivisions

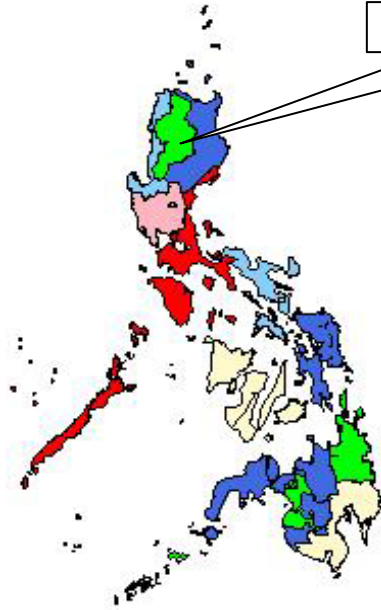
Barangay Poblacion is the second most densely populated in the municipality and is considered an urban barangay. It has 5 sitios namely: Western Buyagan, Central Buyagan, Eastern Buyagan, Town Proper, and Upper Kesbeng.

Accessibility

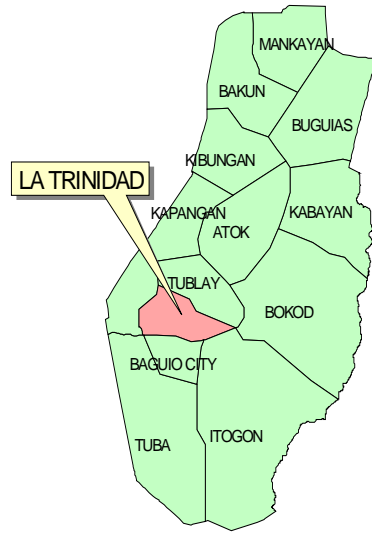
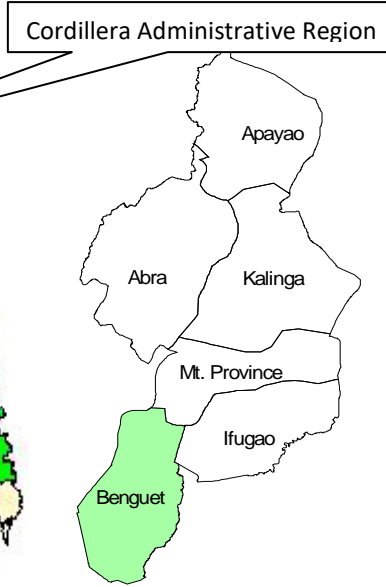
Barangay Poblacion is less than 1 kilometer away from the Municipal Hall of La Trinidad. One can reach Barangay Poblacion via Baguio-Buyagan-Housing or Baguio-Buyagan-Motorpool Jeep. Taxis are also available around the area.



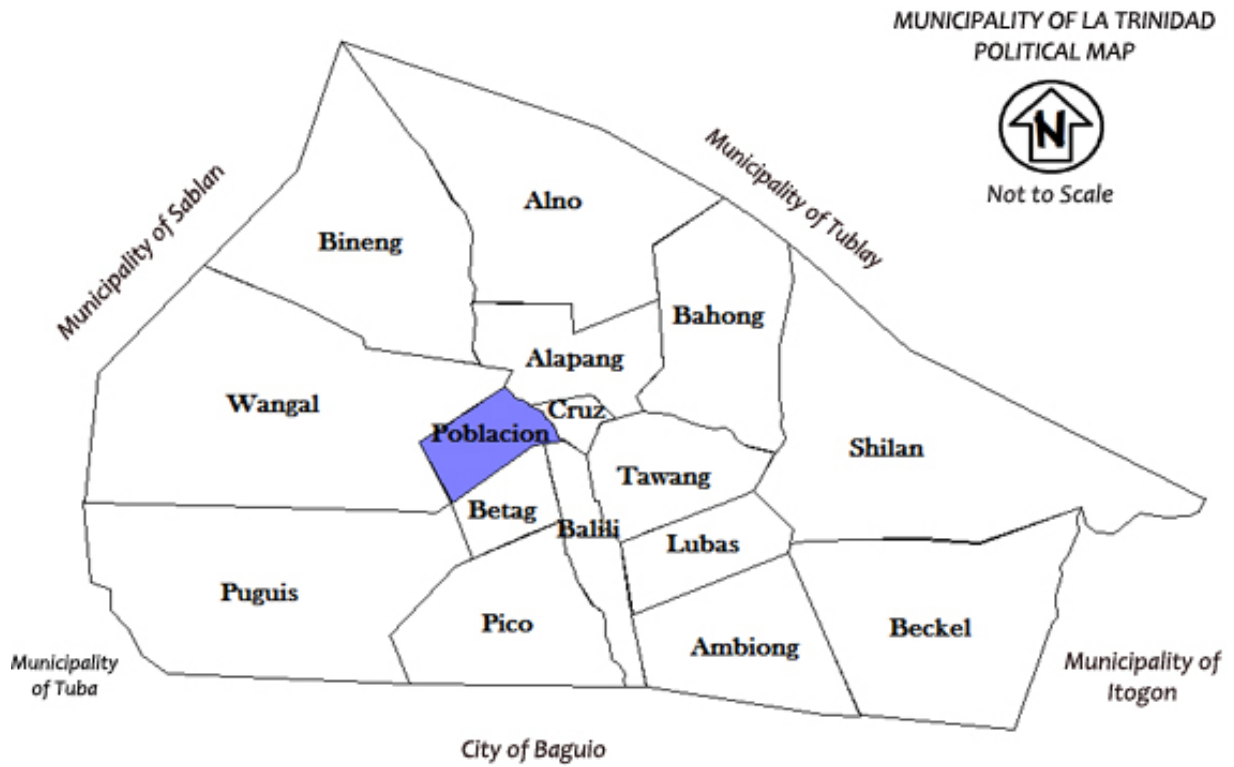
Republic of the Philippines
Province of Benguet
Municipality of La Trinidad
BARANGAY POBLACION



Philippines



Benguet Province



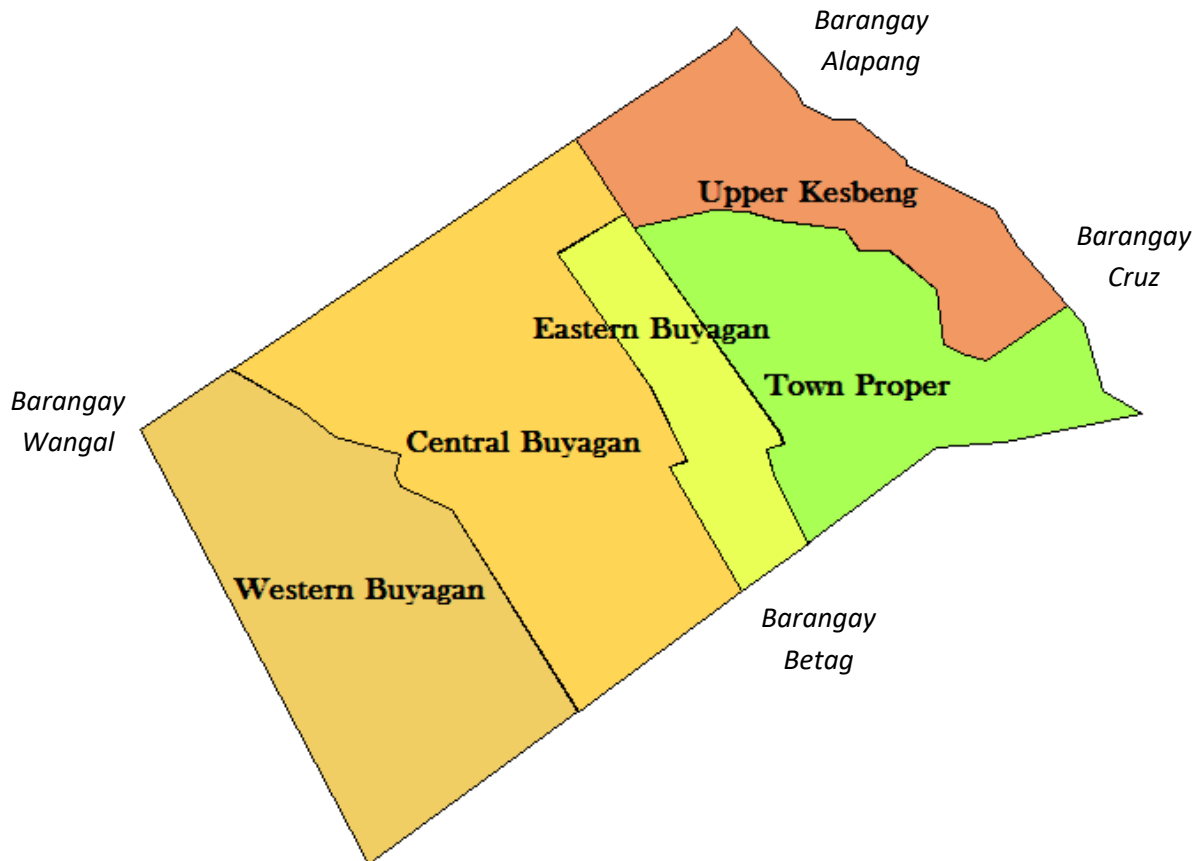


Republic of the Philippines
Province of Benguet
Municipality of La Trinidad
BARANGAY POBLACION

POLITICAL MAP OF BARANGAY POBLACION



Not to Scale



Prepared By: MPDO La Trinidad under the CBMS Project, 2013


II. NATURAL AND PHYSICAL CHARACTERISTICS

Climate and Rainfall

The Barangay's climate falls under the type "tropical". It has two pronounced seasons: wet for the months of May to September and dry from October to April.

Topography and Slope

The land surface of the barangay is dominantly plain especially in Sitio Buyagan, which is nestled in the main La Trinidad valley, part of which is within the "swamp area". In some areas, the lands dip up and down in gentle slopes and are hilly in the outskirts.



Republic of the Philippines
Province of Benguet
Municipality of La Trinidad
BARANGAY POBLACION

Republic of the Philippines
Province of Benguet
Municipality of La Trinidad

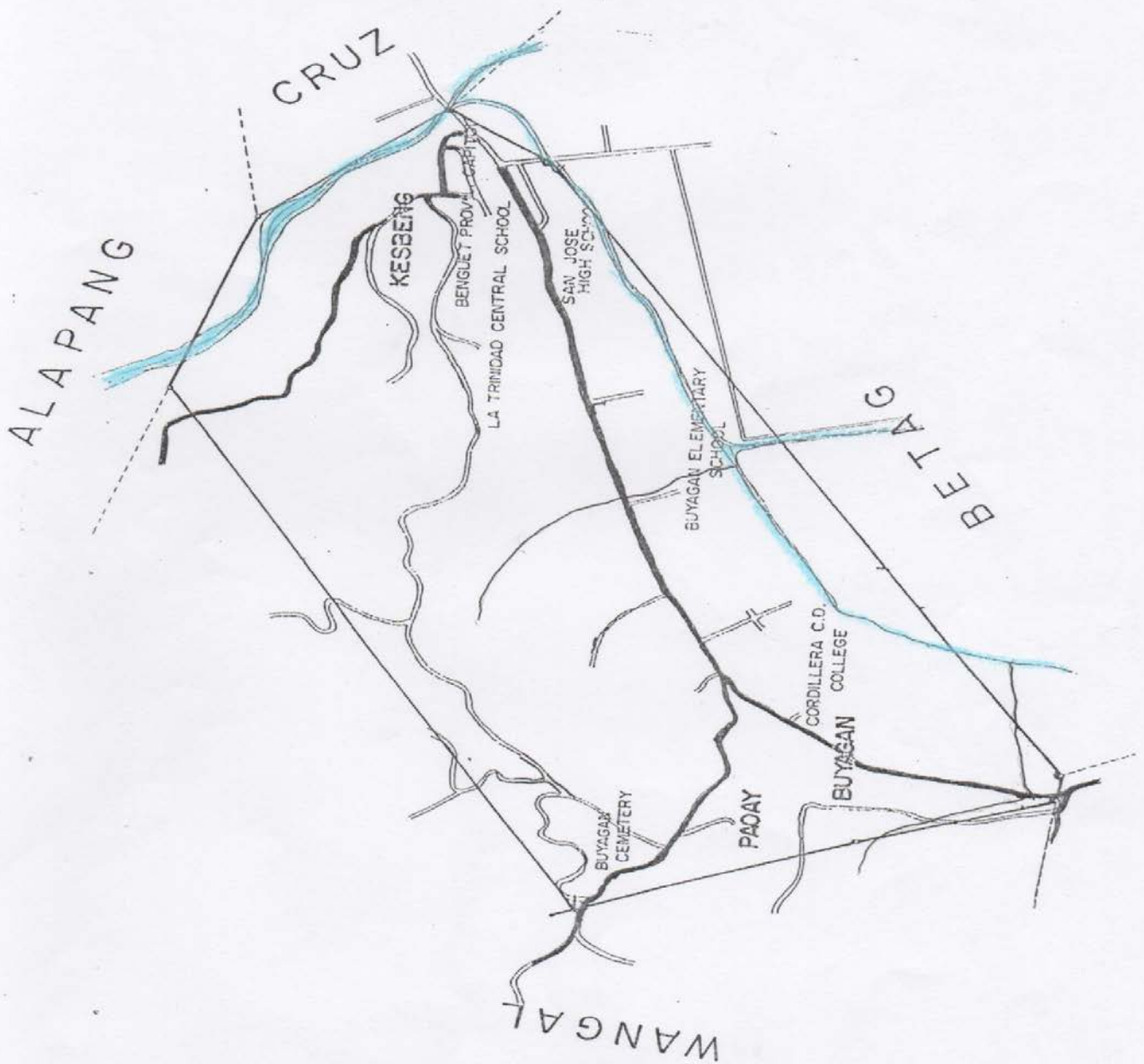

BARANGAY
POBLACION


LEGEND:
National Road
Provincial Road
Barangay Road
River/Creek
Municipal Boundary
Barangay Boundary
City Boundary

Not to Scale

Data Source:
BLIST Topographic Map,
Aerial Photograph, 1993

Prepared By:
Municipal Planning &
Development Office
La Trinidad, Benguet





Republic of the Philippines
Province of Benguet
Municipality of La Trinidad
BARANGAY POBLACION

Soil Type

There are two types of soil in the barangay namely: loam and clay loam. They are classified as Bineng Loam and Buyagan Loam soil. These types of soil are prone to soil erosion and loss of soil fertility. It has an elevation ranging from 900 to 1,400 above sea level.

Water Bodies

The barangay has one creek, the Bolo Creek which flows from barangay Betag down to barangay Poblacion. There are two common springs.

Land Use

The barangay of Poblacion has a total land area of 104.6614 hectares which is presently used as follows:

Residential. The residential area covers an area of 39.0387 hectares.

Agriculture. The agricultural land area covers an area of 33.3765 hectares.

Institutional. The institutional area covers an area of 23.7581 hectares.

Water. This covers an area of 4.5319 hectares.

Commercial. The commercial land covers an area of 2.8259 hectares.

Forest Land. This land covers an area of 1.1303 hectares.

<i>Existing Land Use</i>	<i>Estimated Area (hectares)</i>	<i>Percentage</i>
Residential	39.0387	37.30%
Agricultural	33.3765	31.89%
Institutional	23.7581	22.70%
Water	4.5319	4.33%
Commercial	2.8259	2.70%
Forest	1.1303	1.08%
<i>Total</i>	<i>104.6614</i>	<i>100.00%</i>

Source: MPDO La Trinidad, Benguet



Republic of the Philippines
Province of Benguet
Municipality of La Trinidad
BARANGAY POBLACION

III. DEMOGRAPHY

Population, Growth, Population Estimates

The population of barangay Poblacion for the year 1975 was 2,563. This has increased to 3,427 in year 1980, 5,213 in year 1990, 6,411 in 1995, 7,167 in 2000, 10,627 in 2007, and 10,594 in 2010.

Population: Census years 1975-2010

<i>Census Year</i>	1975	1980	1990	1995	2000	2007	2010
<i>Population</i>	2,563	3,427	5,213	6,411	7,167	10,627	10,594

Source: NSO

Barangay Poblacion had a population growth rate of 4.2 between year 1990 and 1995. For year 1995 to 2000, the growth rate was 2.42. This has increased to 5.79 between 2000 and 2007, and eventually dropped down to -0.10 between 2007 and 2010.

<i>Intercensal Growth Rate</i>				<i>AVERAGE GROWTH RATE</i>
1990-1995	1995-2000	2000-2007	2007-2010	
4.2	2.42	5.79	-0.10	3.08

Source: LT Physical and Socio-economic Profile 2012


Using the derived average growth rate of 3.08, the projected population for 2013 is at 11,602 persons with an estimated number of households of 2,901. For 2014, the projected population of 11,959 persons and the estimated number of households is 2,990. While for 2015, the projected population is 12,327 persons with 3,082 estimated households.

<i>Year</i>	<i>Projected Population</i>	<i>Estimated No. of HHs</i>
2011	1,092	2,730
2012	11,256	2,814
2013	11,602	2,901
2014	11,959	2,990
2015	12,327	3,082
2016	12,706	3,177
2017	13,097	3,274
2018	13,500	3,375
2019	13,915	3,479
2020	14,343	3,586

Source: MPDO Estimates based on Census 1995, 2000, 2007, & 2010

Population Doubling Time : 22.7 years

Based on the Community-Based Monitoring System survey conducted last 2010, the total population was 8,183 persons. This is comprised of 4,021 males and 4,162 females, representing 49.14% and 4,162% respectively. The total number of households was 1,938 with an average household size of 4.



Republic of the Philippines
Province of Benguet
Municipality of La Trinidad
BARANGAY POBLACION

Sex	#	%
Male	4,021	49.14%
Female	4,162	50.86%
Total	8,183	100.00%

Total No. of HHs : 1,938
Average Households Size : 4

Source: CBMS 2010

Population by Sitio

Most of the population of barangay Poblacion was concentrated in Central Buyagan with 2,950 persons and in Western Buyagan with 2,849 persons. Eastern Buyagan had 1,112 residents, Upper Kesbeng had 824 residents, and Town Proper had 448 residents.

Sitio/Purok	Households		Population
	#	%	#
Western Buyagan	681	35.14	2,849
Central Buyagan	681	35.14	2,950
Eastern Buyagan	296	15.27	1,112
Town Proper	117	6.04	448
Upper Kesbeng	163	8.41	824
<i>Total</i>	<i>1,938</i>	<i>100.00%</i>	<i>8,183</i>

Source: CBMS 2010

Density & Classification

The population density in Poblacion as of 1990 was 49.89 persons per square kilometer. The density increased to 61.26 persons per square kilometer in 1995, and 68.48 persons per square kilometer in year 2000. For 2007, the density was 101.54 persons per square kilometer. And for 2010, the population density was at 101 persons per square kilometer. Based on these densities, Poblacion is classified as an urban barangay.

Population Density (Persons per Square Km)

Census Year	1990	1995	2000	2007	2010
Density	49.89	61.26	68.48	101.54	101

Source: LT Physical & Socio-Economic Profile 2012

Population by Sex and Age Group

Females in the age bracket of 20-24 have the greatest number at 548, representing 6.70% of the total population. Males aging 5-9 have the highest population in the male group, representing 5.46%.

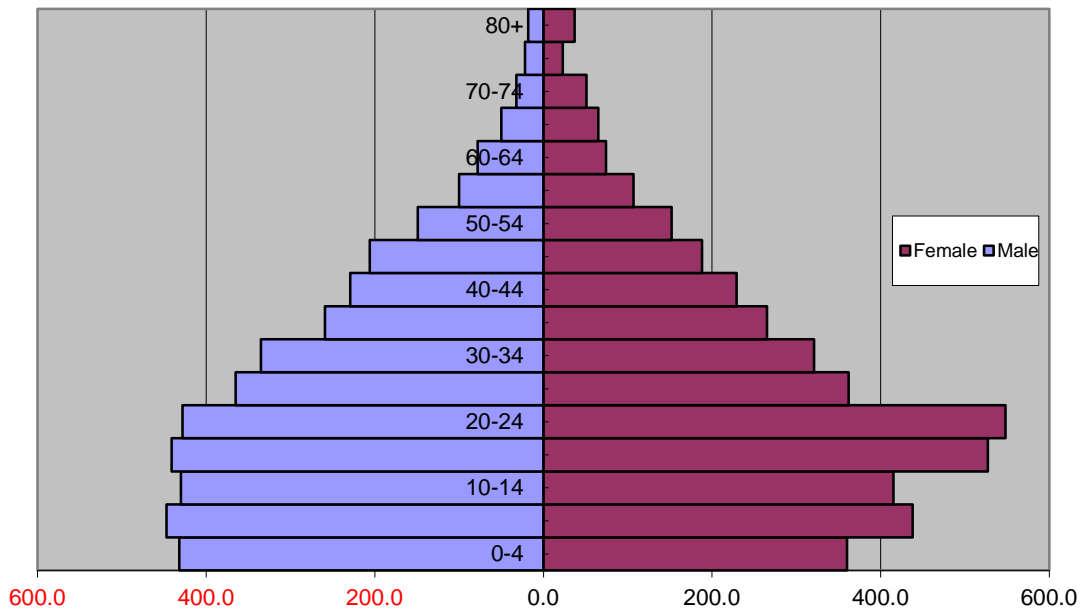
The total sex ratio was at 96.61% which means that for every 100 females there are 97 males. The age group 40-44 had a sex ratio of 100%. This indicates that there was equal number of females to males.

A ratio less than 100 indicates that there is predominance of the female population as can be seen in the age groups 15-19, 20-24, 35-39, 50-54, 55-59, 65-69, 70-74, and 75-79. A ratio higher than 100% shows that the male population is predominant over the female population as can be seen in age groups of 0-4, 5-9, 10-14, 25-29, 30-34, 45-49, 60-64.



Republic of the Philippines
 Province of Benguet
 Municipality of La Trinidad
BARANGAY POBLACION

**AGE-SEX PYRAMID
 2010**



	0-4	5-9	10-14	15-19	20-24	25-29	30-34	35-39	40-44	45-49	50-54	55-59	60-64	65-69	70-74	75-79	80+
Female	360.	438.	415.	527.	548.	362.	321.	265.	229.	188.	152.	107.	74.0	65.0	51.0	23.0	37.0
Male	-432.	-447.	-430.	-441.	-428.	-365.	-335.	-259.	-229.	-206.	-149.	-100.	-78.0	-50.0	-32.0	-22.0	-18.0

Age	Total	Male	Female	% Male	% Female	Sex Ratio
0-4	792	432	360	5.28%	4.40%	120.00%
5-9	885	447	438	5.46%	5.35%	102.05%
10-14	845	430	415	5.25%	5.07%	103.61%
15-19	968	441	527	5.39%	6.44%	83.68%
20-24	976	428	548	5.23%	6.70%	78.10%
25-29	727	365	362	4.46%	4.42%	100.83%
30-34	656	335	321	4.09%	3.92%	104.36%
35-39	524	259	265	3.17%	3.24%	97.74%
40-44	458	229	229	2.80%	2.80%	100.00%
45-49	394	206	188	2.52%	2.30%	109.57%
50-54	301	149	152	1.82%	1.86%	98.03%
55-59	207	100	107	1.22%	1.31%	93.46%
60-64	152	78	74	0.95%	0.90%	105.41%
65-69	115	50	65	0.61%	0.79%	76.92%
70-74	83	32	51	0.39%	0.62%	62.75%
75-79	45	22	23	0.27%	0.28%	95.65%
80+	55	18	37	0.22%	0.45%	48.65%
Total	8,183	4,021	4,162	49.14%	50.86%	96.61%

Source: CBMS 2010



Republic of the Philippines
Province of Benguet
Municipality of La Trinidad
BARANGAY POBLACION

<i>Age Group</i>	<i>Male</i>	<i>Female</i>	<i>Both Sexes</i>	<i>Proportion</i>
all ages	4,021	4,162	8,183	100%
0	68	29	97	1.19%
1	83	80	163	1.99%
2	92	80	172	2.10%
3	104	86	190	2.32%
4	85	85	170	2.08%
5	82	78	160	1.96%
6	98	97	195	2.38%
7	80	92	172	2.10%
8	98	87	185	2.26%
9	89	84	173	2.11%
10	83	104	187	2.29%
11	98	71	169	2.07%
12	91	81	172	2.10%
13	77	77	154	1.88%
14	81	82	163	1.99%
15	67	90	157	1.92%
16	75	91	166	2.03%
17	92	111	203	2.48%
18	103	128	231	2.82%
19	104	107	211	2.58%
20	111	137	248	3.03%
21-25	392	489	881	10.77%
26-30	387	361	748	9.14%
31-35	292	314	606	7.41%
36-40	250	246	496	6.06%
41-45	229	215	444	5.43%
46-50	186	192	378	4.62%
51-55	146	134	280	3.42%
56-60	98	109	207	2.53%
61-65	71	64	135	1.65%
66 & over	109	161	270	3.30%


Source: CBMS 2010

Age Dependency

The total dependency ratio is 52.58 which means that for every 100 potential persons in the working group, 2,820 persons are dependent on them. These dependents were comprised of 2,522 young dependents and 298 persons from the elderly group.

<i>Dependency Ratios</i>	<i>#</i>	<i>% to Total</i>	<i>Ratios</i>
Young-Age Dependency Ratio (0-14)	2,522	30.82%	47.03
Old-Age Dependency Ratio (65+)	298	3.64%	5.56
Age Dependency Ratio (Total Dependent)	2,820	34.16%	52.58
Working Age Group (15-64)	5,363	65.54%	47.42

Source: CBMS 2010



Republic of the Philippines
Province of Benguet
Municipality of La Trinidad
BARANGAY POBLACION

Median Age

The median age of Poblacion's population is 23 years old. This means that half of the population belongs to the young population ages 23 years old and below.

Migration

There were 2,262 migrants in Poblacion, representing 27.64% of the total population. This consists of 1,021 males or 45.14% and 1,241 females or 54.86%. The In-migration rate is very high at 213.49 indicating that Poblacion is an in-migration area.

<i>Migrants by Sex</i>	<i>#</i>	<i>%</i>
Male	1,021	45.14%
Female	1,241	54.86%
<i>Total to Population</i>	<i>2,262</i>	<i>100.00%</i>

Source: CBMS 2010

In-migration Rate : 213.49

Length of Residency

As to length of residency, 38.69% of the total population or 3,166 persons have resided in the barangay since birth. There were 2,262 persons have resided in the barangay for a period of 0-5 years old, representing 27.64%. And 1,004 persons resided in the barangay for a period of 6-10 years, representing 12.27% of the total population.

<i>Length of Residency</i>	<i>#</i>	<i>%</i>
0 - 5 Years	2,262	27.64%
6 - 10 Years	1,004	12.27%
11 - 15 Years	487	5.95%
16 - 20 Years	432	5.28%
21 - 25 Years	219	2.68%
26 - 30 Years	185	2.26%
31 - 35 Years	127	1.55%
36 - 40 Years	99	1.21%
41 - 45 Years	51	0.62%
46 - 50 Years	57	0.70%
51 - 55 Years	32	0.39%
56 - 60 Years	25	0.31%
61 - 65 Years	12	0.15%
66 Years and Above	17	0.21%
Since Birth	3,166	38.69%
Not Stated	8	0.10%
<i>Total</i>	<i>8,183</i>	<i>100.00%</i>

Source: CBMS 2010



Republic of the Philippines
Province of Benguet
Municipality of La Trinidad
BARANGAY POBLACION

IV. SOCIAL CHARACTERISTICS

A. CULTURAL ATTRIBUTES

Religious Affiliation

Majority of the residents in Poblacion belongs to the Catholic sect with 5,918 members or 72.32%. There were 716 persons who were members of Protestant sector, representing 8.75%. Some 305 were members of Anglican Church accounted to 3.73%. The rest of the population belongs to different religious denominations.

<i>Religion</i>	<i>#</i>	<i>%</i>	<i>Religion</i>	<i>#</i>	<i>%</i>
Aglipay	17	0.21%	Jehovah's Witnesses	59	0.72%
Anglican	305	3.73%	Jesus Church	4	0.05%
Assembly of God	29	0.35%	Jesus Worship	7	0.09%
Baptist	141	1.72%	JIA	3	0.04%
BIBAC	2	0.02%	KKMI	1	0.01%
Born Again Christian	120	1.47%	Lather Day Saints	31	0.38%
Buddhist	2	0.02%	Lutheran	49	0.60%
Catholic	5,918	72.32%	Messianic	6	0.07%
Charismatic	8	0.10%	Methodist	3	0.04%
Christian Fellowship	6	0.07%	Mormons	11	0.13%
Christian Science	10	0.12%	Nazarene	8	0.10%
Christian Spirit	2	0.02%	Paltiing Nga Dalan	7	0.09%
Church of Christ	7	0.09%	Pentecostal	64	0.78%
CSPI	16	0.20%	Protestant	716	8.75%
Espiritista	18	0.22%	Rainbow Mission	11	0.13%
Evangelical	10	0.12%	Seventh Day Adventist	17	0.21%
FBFI	5	0.06%	UCKG	3	0.04%
Full Gospel	5	0.06%	UFC	11	0.13%
GCI	5	0.06%	United Church of Christ of the Philippines	135	1.65%
Holy Chapel	22	0.27%	UPC	2	0.02%
Iglesia Gift of Love	3	0.04%	Wesleyan	53	0.65%
Iglesia ni Cristo	224	2.74%	None	84	1.03%
Islam	15	0.18%	Not Stated	1	0.01%
JCF	7	0.09%	<i>Total</i>	<i>8,183</i>	<i>100.00%</i>

Source: CBMS 2010

Membership to a Community Organization (10 years old and above)

From the population of 10 years old and above, only 431 persons are members of a community organization accounted to 6.62%. This is comprised of 200 males and 231 females. While 93.36% or 6,074 persons were not members of any community organization with 2,941 males and 3,133 females.



Republic of the Philippines
Province of Benguet
Municipality of La Trinidad
BARANGAY POBLACION

<i>Membership To A Community Organization</i>	<i>Male</i>	<i>Female</i>	<i>Total</i>	<i>%</i>
Member	200	231	431	6.62%
Non-Member	2,941	3,133	6,074	93.36%
Not Stated	1	0	1	0.02%
<i>Total</i>	<i>3,142</i>	<i>3,364</i>	<i>6,506</i>	<i>100.00%</i>

Source: CBMS 2010

There were 153 members of Senior Citizen Association, representing 35.50% of the total members of community organizations. The Religious group had 96 members accounted to 22.27%. Fifty (50) persons were members of the Agriculture-based organization, representing 11.60% of the total.

<i>Type of Community Organizations</i>	<i>Male</i>	<i>Female</i>	<i>Total</i>	<i>%</i>
Religious Group	46	50	96	22.27%
Youth Group	15	16	31	7.19%
Cultural Group	0	1	1	0.23%
Political Group	1	0	1	0.23%
Women's Organization	0	11	11	2.55%
Agriculture-Based Organization	30	20	50	11.60%
Labor Organization	3	0	3	0.70%
Civic Association	3	5	8	1.86%
Cooperative	23	22	45	10.44%
Senior Citizen Association	65	88	153	35.50%
Others	14	18	32	7.42%
<i>Total</i>	<i>200</i>	<i>231</i>	<i>431</i>	<i>100.00%</i>

Source: CBMS 2010

Ethnicity

The population of barangay Poblacion was comprised mostly of Kankanaey group which is accounted to 2,629 persons or 32.13%. This is followed by Ibaloi ethnic group with 1,517 persons, representing 18.54%. There were 428 persons who belonged to Ilocano group, which represents 5.23% of the total population.

<i>Indigenous Group</i>	<i>#</i>	<i>%</i>	<i>Indigenous Group</i>	<i>#</i>	<i>%</i>
Aeta	4	0.05%	Kalinga	26	0.32%
Applai	3	0.04%	Kankanaey	2,629	32.13%
Aromanen	9	0.11%	Kapampangan	19	0.23%
Bago	207	2.53%	Kiangan	7	0.09%
Batangeño	1	0.01%	Mandaya	1	0.01%
Bicolano	16	0.20%	Mangyan	11	0.13%
Bisaya	31	0.38%	Manobo	4	0.05%
Bontoc	9	0.11%	Muslim	1	0.01%
Cebuano	21	0.26%	Palawano	2	0.02%
Chinese	4	0.05%	Pangasinense	26	0.32%



Republic of the Philippines
Province of Benguet
Municipality of La Trinidad
BARANGAY POBLACION

Filipino-Chinese	2	0.02%	Tagalog	105	1.28%
Ibaloi	1,517	18.54%	Tagbanuas	2	0.02%
Ibanag	17	0.21%	Tausog	4	0.05%
Ifugao	24	0.29%	Tingguian	4	0.05%
Igorot	19	0.23%	Tuwali	3	0.04%
Ikalahan	5	0.06%	Waray	1	0.01%
Ilocano	428	5.23%	Others	9	0.11%
Ilonggo	12	0.15%	No Indigenous Tribe	2,911	35.57%
Ilongot/Bugkalot	3	0.04%	Not Stated	4	0.05%
Isneg	3	0.04%			
Kalanguya	79	0.97%	<i>Total</i>	<i>8,183</i>	<i>100.00%</i>

Source: CBMS 2010

B. EDUCATION

Literacy (10 years old and above)

Barangay Poblacion had a literacy rate of 95.60%. There were 6,220 literate composed of 3,005 males and 3,215 females. A total of 285 persons were illiterate, wherein 136 were males and 149 were females, representing 4.38% of the total.

<i>Literacy By Sex</i>	<i>Male</i>	<i>Female</i>	<i>Total</i>	<i>%</i>
Literate	3,005	3,215	6,220	95.60%
Illiterate	136	149	285	4.38%
Not Stated	1	0	1	0.02%

Source: CBMS 2010

A total of 2,769 individuals are still attending school, representing 33.84% of the total population. Out of 2,769 persons attending school, 1,351 were males and 1,418 were females. There were 5,413 persons who are not attending school with 2,669 males and 2,744 females, representing 66.15% of the total population.

<i>Attending School By Sex</i>	<i>Male</i>	<i>Female</i>	<i>Total</i>	<i>%</i>
Attending School	1,351	1,418	2,769	33.84%
Not attending School	2,669	2,744	5,413	66.15%
Not Stated	1	0	1	0.01%
<i>Total</i>	<i>4,021</i>	<i>4,162</i>	<i>8,183</i>	<i>100.00%</i>

Source: CBMS 2010

Educational Attainment of Population Aged 3 years old and above

In terms of educational attainment, there were 565 individuals who are not in school, wherein 291 were males and 274 were females, representing 7.29%. A number of 148 persons were able to go to day care, 83 males and 65 females, representing 1.91%. One hundred ninety six (196) persons were able to enter nursery, kindergarten, or preparatory with 95 males and 101 females and is accounted to 2.53% of the total.



Republic of the Philippines
 Province of Benguet
Municipality of La Trinidad
BARANGAY POBLACION

A total of 1,089 individuals were in elementary. Five hundred seventy three (573) persons were able to graduate from elementary with 295 males and 278 females, representing 7.39%. Some 807 persons were able to enter high school. There were 1,402 persons who were able to graduate from high school, where 690 were males and 712 were females, which is accounted to 18.09% of the total.

There were 1,292 individuals who were able to reach college. And a total of 1,424 individuals were able to graduate from college with 567 males and 857 females, representing 18.37%. Fifteen (15) persons were able to obtain units in masters and/or doctorates with 9 males and 6 females, representing 0.19%. Thirty six (36) persons were able to finish their doctors and/or masters degree, wherein 11 were males and 25 were females, representing 0.46%.

<i>Educational Attainment By Age (3 y/o +)</i>	<i>Male</i>	<i>Female</i>	<i>Total</i>	<i>%</i>
No Grade	291	274	565	7.29%
Day Care	83	65	148	1.91%
Nursery/Kindergarten/Preparatory	95	101	196	2.53%
Grade 1	117	105	222	2.86%
Grade 2	95	93	188	2.43%
Grade 3	125	107	232	2.99%
Grade 4	115	96	211	2.72%
Grade 5	98	82	180	2.32%
Grade 6/7	26	30	56	0.72%
Elementary Graduate	295	278	573	7.39%
1st Year High School	118	109	227	2.93%
2nd Year High School	137	117	254	3.28%
3rd Year High School	111	121	232	2.99%
4th/5th Year High School	58	36	94	1.21%
High School graduate	690	712	1,402	18.09%
1st year Post Secondary	19	19	38	0.49%
2nd year Post Secondary	45	34	79	1.02%
3rd year Post Secondary	10	3	13	0.17%
Post Secondary graduate	40	25	65	0.84%
1st year College	159	150	309	3.99%
2nd year College	194	244	438	5.65%
3rd year College	134	156	290	3.74%
4th year College or higher	132	123	255	3.29%
College graduate	567	857	1,424	18.37%
With units Masters/Doctors	9	6	15	0.19%
Doctors/Masters degree	11	25	36	0.46%
Not Stated	3	6	9	0.12%

Source: CBMS 2010



Republic of the Philippines
Province of Benguet
Municipality of La Trinidad
BARANGAY POBLACION

Educational Attainment of those in School

For those who were attending school, there were 96 children who were enrolled in day care with 47 males and 49 females, representing 3.47%. Some 169 children were enrolled in nursery, kindergarten, or preparatory with 94 males and 75 females, representing 6.10%. While from the grade level, Grade 1 had the most number of enrollees with 233 pupils, 111 males and 122 females, representing 8.41%.

A total of 172 students were enrolled in First year high school with 91 males and 81 females, representing 6.21%. Second year high school had 156 enrolled students, 75 males and 81 females which accounted to 5.63%. Some 146 were enrolled in third year high school with 74 males and 72 females, representing 5.27%. And fourth year high school had 165 enrollees, wherein 74 were males and 91 were females, representing 5.96%.

There were 218 students enrolled in first year college, of which 99 were males and 119 were females, representing 7.87%. Second year college had 175 enrolled students with 85 males and 90 females, accounted to 6.32%. A number of 164 students were enrolled in third year college, of whom 64 were males and 100 were females, representing 5.92%. Fourth year college had 160 enrollees with 68 males and 92 females which accounted to 5.78%. Two (2) females were enrolled with units for masters or doctors, representing 0.07%.

<i>Grade/Year Level</i>	<i>Male</i>	<i>Female</i>	<i>Total</i>	<i>%</i>
Day Care	47	49	96	3.47%
Nursery/Kindergarten/Preparatory	94	75	169	6.10%
Grade 1	111	122	233	8.41%
Grade 2	94	89	183	6.61%
Grade 3	80	88	168	6.07%
Grade 4	91	102	193	6.97%
Grade 5	109	71	180	6.50%
Grade 6/7	79	80	159	5.74%
1st Year High School	91	81	172	6.21%
2nd Year High School	75	81	156	5.63%
3rd Year High School	74	72	146	5.27%
4th/5th Year High School	74	91	165	5.96%
1st year Post Secondary	9	9	18	0.65%
2nd year Post Secondary	5	4	9	0.33%
3rd year Post Secondary	2	1	3	0.11%
1st year College	99	119	218	7.87%
2nd year College	85	90	175	6.32%
3rd year College	64	100	164	5.92%
4th year College or higher	68	92	160	5.78%
Post Graduate w/ Units	0	2	2	0.07%

Source: CBMS 2010



Republic of the Philippines
Province of Benguet
Municipality of La Trinidad
BARANGAY POBLACION

Attending School by Age Group (3 to 21 years old)

There were a total of 3,533 persons who belong to the school going age of 3 to 21 years old with 1,707 males and 1,826 females. A total of 2,624 persons were in school, representing 74.27% of the total number of those who are 3 to 21 years old. Nine hundred nine (909) persons were not in school which accounted to 25.73%.

Most of those who are in the pre-school age were attending school. For those in elementary ages of 6 to 12 years old, at least more than 95% were in school except for those in 6 years old bracket where only 88% were in school. For those in the ages appropriate for high school, at least more than 91% were in school except for those in 16 years old age bracket where only 87% were in school. For those who were in ages appropriate for college, there were less compared to those in the lower school levels.

Age Group	Sex			In School		Out of School	
	Male	Female	Total	#	% to age group	#	% to age group
3	104	86	190	14	7.37%	176	92.63%
4	85	85	170	57	33.53%	113	66.47%
5	82	78	160	110	68.75%	50	31.25%
6	98	97	195	172	88.21%	23	11.79%
7	80	92	172	164	95.35%	8	4.65%
8	98	87	185	176	95.14%	9	4.86%
9	89	84	173	165	95.38%	8	4.62%
10	83	104	187	180	96.26%	7	3.74%
11	98	71	169	165	97.63%	4	2.37%
12	91	81	172	167	97.09%	5	2.91%
13	77	77	154	141	91.56%	13	8.44%
14	81	82	163	151	92.64%	12	7.36%
15	67	90	157	145	92.36%	12	7.64%
16	75	91	166	145	87.35%	21	12.65%
17	92	111	203	157	77.34%	46	22.66%
18	103	128	231	174	75.32%	57	24.68%
19	104	107	211	132	62.56%	79	37.44%
20	111	137	248	130	52.42%	118	47.58%
21	89	138	227	79	34.80%	148	65.20%
3-21	1,707	1,826	3,533	2,624	74.27%	909	25.73%
22-25	303	351	654	101	15.44%	553	84.56%
26-30	387	361	748	26	3.48%	722	96.52%
31-35	292	314	606	5	0.83%	601	99.17%
36 & over	1,088	1,121	2,209	13	0.59%	2,196	99.41%
Total	3,777	3,973	7,750	2,769		4,981	

Source: CBMS 2010



Republic of the Philippines
Province of Benguet
Municipality of La Trinidad
BARANGAY POBLACION

Educational Facilities and Enrollment

<i>School Level</i>	<i>Name of School</i>	<i>Enrollment (SY 2011-12)</i>	<i>Category</i>
Elementary	Buyagan Elementary School	1,091	Public
	La Trinidad Central School	1,680	Public
	Cordillera Career Dev't College Elem. Dept.	291	Private
	God's Lamb Academy	26	Private
	Rainbow Mission Int'l Academy, Inc.	68	Private
	San Jose School of La Trinidad, Inc.	344	Private
High School	Cordillera Career Dev't College	438	Private
	Rainbow Mission Int'l Academy, Inc.	51	Private
	San Jose High School	1,422	Private
College	Cordillera Career Dev't College		Private
Technical Vocational	Cordillera Career Dev't College		Private
<i>Total</i>		<i>5,411</i>	

Source: DepEd-LT, TESDA, 2012

Type of School Enrolled In

There were 1,669 individuals who are in school and were enrolled in public schools, representing 60.27%. While a total of 1,100 individuals were enrolled in private schools, representing 39.73% of the total.

<i>School Type</i>	<i>Total</i>	<i>%</i>
Public School	1,669	60.27%
Private School	1,100	39.73%
<i>Total</i>	<i>2,769</i>	<i>100.00%</i>

Source: CBMS 2010

Sports and Recreation Facilities : Buyagan E/S Playground
CCDC Open Basketball Court
San Jose Closed Gymnasium
Benguet Capitol Open Gymnasium

C. HEALTH

Health Facilities

The Barangay Health Station of Poblacion is located at the first floor of Poblacion Barangay Hall. The barangay midwife holds clinic every Wednesday and conducts immunization at the Municipal Health Services Office on Tuesdays and Thursdays. The Municipal Health Service Office is found near the Provincial Capitol. Some private clinics and the Benguet General Hospital (provincial hospital) are also found a few meters away from the barangay. Other clinics and hospitals are also available at nearby Baguio City.



Republic of the Philippines
Province of Benguet
Municipality of La Trinidad
BARANGAY POBLACION

Treatment for Sickness

A total of 1,669 households with members who got sick were recorded last 2010. Out of the total, only 576 members of the households who got sick received medical treatment, accounted to 29.72%. There were 1,093 members of the households who did not avail of any medical treatment, representing 56.40%. A number of 269 households had members who did not get sick which accounted to 13.88% of the total households.

<i>Availed of Treatment/Cure For Sickness</i>	<i># of HHs</i>	<i>%</i>
Yes	576	29.72%
No	1,093	56.40%
Did Not Get Sick	269	13.88%
<i>Total</i>	<i>1,938</i>	<i>100.00%</i>

Source: CBMS 2010

Access to Health Facilities

Most of those who availed treatment received cure in the provincial public hospital with 164 patients, representing 28.47%. There were 158 patients who availed of treatment in a private hospital or clinic which accounted to 27.43%. While a number of 142 patients received treatment in the rural health units, representing 24.65% of the total.

<i>Place Where Received Treatment</i>	<i>#</i>	<i>%</i>
Public Hospital (provincial)	164	28.47%
Public Hospital (municipal/city)	79	13.72%
Public Hospital (district)	4	0.69%
Public Hospital (national)	20	3.47%
Private Hospital/Clinic	158	27.43%
Rural Health Units	142	24.65%
Barangay Health Station/Center	6	1.04%
Non-medical/Non-trained Hilot/Personnel	2	0.35%
Others	1	0.17%
<i>Total</i>	<i>576</i>	<i>100.00%</i>

Source: CBMS 2010

Mortality

A total of 44 individuals who died in the community were recorded. Most of them died due to diseases of the heart with 14 casualties, 12 males and 2 females, representing 31.82%. Five individuals died due to cancer with 4 males and a female, accounted to 11.36%. There were 3 males who died due to diseases of the vascular system and another 3 males died due to pneumonia, representing 6.82% each.



Republic of the Philippines
Province of Benguet
Municipality of La Trinidad
BARANGAY POBLACION

<i>Cause of Death</i>	<i>Male</i>	<i>Female</i>	<i>Total</i>	<i>%</i>
Diseases of the heart	12	2	14	31.82%
Diseases of the vascular system	3	0	3	6.82%
Pneumonia	3	0	3	6.82%
Cancer	4	1	5	11.36%
Complications During Pregnancy	1	0	1	2.27%
Others	15	3	18	40.91%
<i>Total</i>	38	6	44	100.00%

Source: CBMS 2010

Nutritional Status of Children (0 to 5 years old)

There were 1,597 children aged 0 to 5 years old in the community, wherein 877 were males and 720 were females. Out of the total, 1,551 children were of normal weight with 850 males and 701 females, representing 97.12%. Twenty three (23) children were underweight, representing 1.44%. Overweight children were at 18 and severely underweight children were at 5, representing 1.13% and 0.31% respectively.

<i>Nutritional Status of Children 0-5 Years Old</i>	<i>Male</i>	<i>Female</i>	<i>Total</i>	<i>%</i>
Overweight	10	8	18	1.13%
Normal	850	701	1551	97.12%
Underweight	13	10	23	1.44%
Severely Underweight	4	1	5	0.31%
<i>Total</i>	877	720	1,597	100.00%


Source: MHO 2012

Family Planning Methods Usage

There were 1,202 couples in the barangay. Out of 1,202 couples, a total of 1,127 women were at child-bearing age. But only 481 couples were practicing family planning, representing 40.02%.

<i>Number of Couples</i>	:	1,202
<i>Number of Married Women of Child-bearing Age</i>	:	1,127
<i>Couples Practicing Family Planning</i>	:	481

Most of the couples who are practicing family planning use pills as a family planning method with 177 couples, representing 36.80%. Fifty five (55) couples adapted tubal ligation, and is accounted to 11.43%. Injectable is adapted by 47 couples, representing 9.77% of the total.



Republic of the Philippines
Province of Benguet
Municipality of La Trinidad
BARANGAY POBLACION

<i>Couples by Family Planning Method</i>	<i>#</i>	<i>%</i>
Barrier Method	19	3.95%
Basal Body Temperature	5	1.04%
Billings Ovulation Method	2	0.42%
Injectable	47	9.77%
IUD	16	3.33%
Lactational Amenorrhea Method	0	0.00%
Pills	177	36.80%
Standard Days Method	25	5.20%
Symtothermal Method	14	2.91%
Tubal Ligation	55	11.43%
Vasectomy	3	0.62%
Don't Know	0	0.00%
Others	118	24.53%
<i>Total</i>	<i>481</i>	<i>100.00%</i>

Source: CBMS 2010

- Contraceptive Prevalence Rate* : 42.68% of Currently Married Women (CWM)
15-49 Years Old Use Contraceptive Methods
- : 32.21% of CWM 15-49 Years Old Use
Modern Contraceptive Method
- : 10.47% of CWM 15-49 Years Old Use
Traditional Contraceptive

Environmental Sanitation


Solid Waste Management

Waste Generation. A total of 12 metric tons of waste were generated daily at barangay Poblacion. This is composed of 4.37 metric tons of waste which is generated from residential areas, 7.33 metric tons of waste from institutional areas, 0.32 metric tons of waste from business establishments and 0.08 metric tons of waste from farms.

<i>Estimated Total Waste Generated</i>		<i>: 12metric tons(mt) daily</i>	
Residential	: 4.37 mt	Commercial	: 0.32 mt
Institutional	: 7.33 mt	Agriculture	: 0.08 mt
Markets	: 0 mt		

Source: MPDO Estimate based on 0.534 kg/person/day

System of Garbage Disposal. Most of the households in the community adapted garbage collection with 1,897 households, representing 97.88%. A total of 1,486 households segregate their waste, representing 76.68%. Recycling was done by 1,281 households, accounted to 66.10% of the total. There were 536 households who do composting which accounted to 27.66%.



Republic of the Philippines
Province of Benguet
Municipality of La Trinidad
BARANGAY POBLACION

<i>System of Garbage Disposal</i>	<i>#</i>	<i>%</i>
Garbage Collection	1,897	97.88%
Burning	124	6.40%
Composting	536	27.66%
Recycling	1,281	66.10%
Waste Segregation	1,486	76.68%
Compost Pit with Cover	128	6.60%
Compost Pit without Cover	217	11.20%
Others	4	0.21%

Source: CBMS 2010

Garbage Collection. Majority of the garbage of the households in the community were being collected by the barangay garbage collector. There were 1,867 households whose garbage was being collected by the barangay garbage collector, representing 96.34%. Garbage of 29 households was collected by the municipal garbage collector, representing 1.50%. Garbage of 1 household was collected by a private garbage collector (probably recyclable garbage). For as to the 41 households, they said that they were not serviced by any garbage collector at all.

<i>Who Collects the Garbage</i>	<i>#</i>	<i>%</i>
Municipal Garbage Collector	29	1.50%
Barangay Garbage Collector	1,867	96.34%
Private Garbage Collector	1	0.05%
None	41	2.12%
<i>Total</i>	<i>1,938</i>	<i>100.00%</i>

Source: CBMS 2010

Collection Frequency. A total of 1,792 households said that their waste was being collected daily, representing 92.47%. Fifty nine (59) households' garbage was being collected once a week, representing 3.04%. There were 37 households whose garbage was being collected thrice a week, representing 1.91% of the total number of households.

<i>Frequency of Garbage Collection</i>	<i>#</i>	<i>%</i>
Daily	1,792	92.47%
Thrice a Week	37	1.91%
Twice a Week	9	0.46%
Once a Week	59	3.04%
Others	0	0.00%
None	41	2.12%
<i>Total</i>	<i>1,938</i>	<i>100.00%</i>

Source: CBMS 2010



Republic of the Philippines
Province of Benguet
Municipality of La Trinidad
BARANGAY POBLACION

Sanitary Facilities

A total of 1,340 households have their own flush toilets with septic tanks, representing 69.14%. While for some 575 households, they shared with other households' septic tank, accounted to 29.67%. There were still households who used pits with 14 households who used closed pit and 2 households who used open pit, representing 0.72% and 0.10% respectively.

<i>Kind of Toilet Facility</i>	<i>#</i>	<i>%</i>
Water-sealed Flush to Sewerage/Septic Tank- own	1,340	69.14%
Water-sealed Flush to Sewerage/Septic Tank- shared	575	29.67%
Close Pit	14	0.72%
Open Pit	2	0.10%
No Toilet	6	0.31%
Not Stated	1	0.05%
<i>Total</i>	<i>1,938</i>	<i>100.00%</i>

Source: CBMS 2010

D. HOUSING

Residential Construction

There were 45 new buildings that were constructed in barangay Poblacion as per records of the Municipal Engineering Office. This represents 11.90% of the total new buildings constructed in the municipality of La Trinidad.

House Ownership

Half of the total number of households or 970 households is owners of house and lot. There were 746 households who rent a house or room including lot, representing 38.49%. A total of 120 households lived in a rent-free house and lot with the consent of the owner which accounted to 6.19% of the total number of households.

<i>Households by Tenure Status</i>	<i>#</i>	<i>%</i>
Owner, owner-like possession of house and lot	970	50.05%
Rent house/room including lot	746	38.49%
Own house/rent lot	47	2.43%
Own house, rent-free lot with consent of owner	40	2.06%
Own house, rent-free lot without consent of owner	5	0.26%
Rent-free house and lot with consent of owner	120	6.19%
Rent-free house and lot without consent of owner	2	0.10%
Other tenure status	8	0.41%
<i>Total</i>	<i>1,938</i>	<i>100.00%</i>

Source: CBMS 2010



Republic of the Philippines
Province of Benguet
Municipality of La Trinidad
BARANGAY POBLACION

Average Imputed Rent per Month for the House and/Lot:	₱5,616
Minimum Imputed Rent	: ₱200
Maximum Imputed Rent	: ₱180,000

Construction Materials of Housing Units

According to type of materials used for walls of houses, there were 1,639 households whose walls of houses were made of strong materials, representing 84.57%. House walls of 230 households were made up of mixed but predominantly strong materials, representing 11.87%. Thirty three (33) households had house walls made of mixed but predominantly light materials, representing 1.70% of the total.

<i>Households by Type of Materials Used for Walls</i>	<i>#</i>	<i>%</i>
Strong Materials	1,639	84.57%
Light Materials	17	0.88%
Salvaged/Makeshift Materials	9	0.46%
Mixed but Predominantly Strong	230	11.87%
Mixed but Predominantly Light	33	1.70%
Mixed but Predominantly Salvage	10	0.52%
<i>Total</i>	<i>1,938</i>	<i>100.00%</i>

Source: CBMS 2010

As to roofing materials, most or 1,725 households had roofs made out of strong materials, representing 89.01%. House roofs of 132 households were made of mixed but predominantly strong materials. Thirty three (33) households' dwelling roofs were made up of mixed materials but predominantly light. Household dwelling with roofs made of mixed but predominantly salvage materials were at 25, which are accounted to 1.29% of the total.

<i>Households by Type of Materials Used for Roof</i>	<i>#</i>	<i>%</i>
Strong Materials	1,725	89.01%
Light Materials	13	0.67%
Salvaged/Makeshift Materials	10	0.52%
Mixed but Predominantly Strong	132	6.81%
Mixed but Predominantly Light	33	1.70%
Mixed but Predominantly Salvage	25	1.29%
<i>Total</i>	<i>1,938</i>	<i>100.00%</i>

Source: CBMS 2010

Imputed Rent: if the house and lot is owned or being used for free, the imputed rent refers to the amount the owner would charge to rent the housing unit.



Republic of the Philippines
Province of Benguet
Municipality of La Trinidad
BARANGAY POBLACION


Household Conveniences

The most commonly owned appliance was LPG Gas Stove/Range with 1,814 households, representing 93.60%. This is followed by television with 1,706 households, representing 88.03%. Households who owned a cellular phone accounted to 1,659, representing 85.60% of the total. The radio or radio cassette was owned by 1,562 households, representing 80.60%.

The CD/VCD/DVD Player was owned by 1,295 households, accounted to 66.82%. There were 1,016 households who own a refrigerator or freezer, representing 52.43%. Eight hundred eighty three (883) households own a washing machine, representing 45.56%. A number of 821 households owned an electric iron which accounted to 42.36% of the total households.

<i>Households With Appliances/Durables</i>	<i>#</i>	<i>%</i>
Radio/Radio Cassette	1,562	80.60%
Television	1,706	88.03%
CD/VCD/DVD	1,295	66.82%
Stereo/Component	410	21.16%
Karaoke	167	8.62%
Refrigerator/Freezer	1,016	52.43%
Electric Fan	335	17.29%
Electric Iron	821	42.36%
LPG Gas Stove/Range	1,814	93.60%
Washing Machine	883	45.56%
Microwave Oven	347	17.91%
Personal Computer	620	31.99%
Mobile Phone/Cellular Phone	1,659	85.60%
Landline Telephone	150	7.74%
Air-conditioner	33	1.70%
Sewing Machine	117	6.04%
Car, Jeep, Motorcycle & Other Motorized Vehicles	355	18.32%

Source: CBMS 2010



Republic of the Philippines
Province of Benguet
Municipality of La Trinidad
BARANGAY POBLACION

E. SOCIAL WELFARE

Day Care Center Facilities

Buyagan Day Care Center
Kesbeng Day Care Center

Clientele Groups

Solo Parents

There were 173 solo parents documented in Poblacion with 74 males and 99 females, representing 8.93% of the total population. Most or 67 were solo parents due to death of spouse, representing 38.73%. Some 49 individuals were solo parent due to non-marriage, representing 28.32%. Solo parents due to abandonment of spouse were at 31, which accounted to 17.92% of the total.

<i>Reasons For Being A Solo Parent</i>	<i>Male</i>	<i>Female</i>	<i>Total</i>	<i>%</i>
Death of Spouse	27	40	67	38.73%
Mental or Physical Incapacity of Spouse	1	1	2	1.16%
Legal Separation from Spouse for At least One Year	8	8	16	9.25%
Annulment of Marriage	1	1	2	1.16%
Abandonment of Spouse for At least One Year	11	20	31	17.92%
Unmarried Mother/Father Who Preferred to Keep the Child Instead of Others Caring for Her/him	24	25	49	28.32%
Assumes the Responsibility of the Head of the Family	0	1	1	0.58%
Other Reason	2	3	5	2.89%
<i>Total</i>	74	99	173	100.00%

Source: CBMS 2010

Persons with Disability

There were 105 persons with disabilities recorded in the community, wherein 86 were males and 19 were females, representing 1.28% of the total population. Nine (9) individuals were partially blind, where 5 were males and 4 were females, representing 8.57%. Persons who are totally blind were accounted to 8 with 7 males and a female, representing 7.62%. Another 8 persons were regularly intellectually impaired, of whom 7 were males and a female, representing 7.62%. There were 7 males who are regularly impaired by mental illness, which accounted to 6.67%.



Republic of the Philippines
Province of Benguet
Municipality of La Trinidad
BARANGAY POBLACION

<i>Persons With Disability By Type:</i>	<i>Male</i>	<i>Female</i>	<i>Total</i>	<i>%</i>
Total Blindness	7	1	8	7.62%
Partial Blindness	5	4	9	8.57%
Low Vision	4	0	4	3.81%
Totally Deaf	0	1	1	0.95%
Partially Deaf	1	1	2	1.90%
Hard of Hearing	4	0	4	3.81%
Oral Defect	1	1	2	1.90%
One Hand	0	2	2	1.90%
One Leg	4	0	4	3.81%
Mild Cerebral Palsy	5	0	5	4.76%
Severe Cerebral Palsy	2	1	3	2.86%
Regularly Intellectually Impaired	7	1	8	7.62%
Severely Intellectually Impaired	2	0	2	1.90%
Regularly Impaired by Mental Illness	7	0	7	6.67%
Severely Impaired by Mental Illness	4	1	5	4.76%
Regularly Multiple Impaired	3	1	4	3.81%
Others	30	5	35	33.33%
<i>Total</i>	<i>86</i>	<i>19</i>	<i>105</i>	<i>100.00%</i>

Source: CBMS 2010

Disability of 52 persons was caused by illness, of which 44 were males and 8 females, representing 49.52% of the total. There were 33 persons whose disabilities were in-born, where 25 were males and 8 were females, representing 31.43%. Fifteen (15) persons were disabled due to accident, which accounted to 14.29%.

<i>Cause Of Disability</i>	<i>Male</i>	<i>Female</i>	<i>Total</i>	<i>%</i>
In-born	25	8	33	31.43%
Illness	44	8	52	49.52%
Accident	12	3	15	14.29%
Others	5	0	5	4.76%
<i>Total</i>	<i>86</i>	<i>19</i>	<i>105</i>	<i>100.00%</i>

Source: CBMS 2010

There were 53 disabled persons who received assistance from different sources. Twenty eight (28) disabled persons received medical assistance. Eight (8) disabled persons received financial assistance. And 7 individuals were adopted by willing families. The sources of assistance were from the Government with 27 recipients, from non-government agencies with 8 recipients, and 18 from other sources.

<i>Assistance Received</i>	<i>Total</i>	<i>%</i>
Financial Assistance	8	7.62%
Medical Assistance	28	26.67%
Family Assistance	7	6.67%
Others	10	9.52%
<i>Total</i>	<i>53</i>	<i>50.48%</i>

Source: CBMS 2010



Republic of the Philippines
Province of Benguet
Municipality of La Trinidad
BARANGAY POBLACION

<i>Source of Assistance Received</i>	<i>#</i>	<i>%</i>
Government	27	25.71%
NGO	8	7.62%
Others	18	17.14%
<i>Total</i>	53	50.47%

Source: CBMS 2010

Senior Citizens

There were 321 senior citizens in the community with 208 males and 113 females, representing 3.92% of the total population. Out of the total, 222 seniors have their identification cards, 144 males and 78 females, representing 69.16% of the total number of senior citizens. While 99 seniors do not have their identification cards, where 64 were males and 35 were females, representing 30.84%. Fifty (50) senior citizens were able to use their identification cards with 38 males and 12 females, representing 22.52%.

<i>Senior Citizens ID Usage</i>	<i>Male</i>	<i>Female</i>	<i>Total</i>	<i>%</i>
Members Who Has Able to Use ID	38	12	50	22.52%
With Identification Cards	144	78	222	69.16%
Without Identification Cards	64	35	99	30.84%
<i>Total</i>	208	113	321	100.00%


Source: CBMS 2010

Access to Government Programs

At least 94% of the total households or 1,823 households were able to benefit from various types of the Government programs. Most of them were beneficiaries of Philhealth for Indigents program with 1,324 households, representing 72.63% of the total households. There were 250 households who are recipients of Health Assistance program, representing 13.71%. Households who are recipients of Credit program were at 99, accounted to 5.43%. Given these programs, 90.67% said that the effects of the programs were good.

<i>Types of Programs Received/Availed by the HHs</i>	<i>#</i>	<i>%</i>
Recipient of CARP	2	0.11%
Philhealth for Indigents	1,324	72.63%
Supplemental Feeding Program	11	0.60%
Health Assistance Program	250	13.71%
Education / Scholarship Program	46	2.52%
Skills or Livelihood Training Program	10	0.55%
Housing Program	6	0.33%
Credit Program	99	5.43%
Other types of program	75	4.11%
<i>Total</i>	1,823	100.00%

Source: CBMS 2010



Republic of the Philippines
Province of Benguet
Municipality of La Trinidad
BARANGAY POBLACION

<i>Program Effect Rating</i>	<i>#</i>	<i>%</i>
Positive	1,653	90.67%
No Effect	38	2.08%
Negative Effect	132	7.24%
<i>Total</i>	<i>1,823</i>	<i>100.00%</i>

Source: CBMS 2010

F. PUBLIC SAFETY

Peace and Order

A total of 199 incidents of crime were recorded in Poblacion last 2012. Most incidents of crime are vehicular accidents at 83, representing 41.71%. This is followed by theft with 37 incidents, representing 18.59%. Physical injury is at 27 and is accounted to 13.57%.

<i>Victims of Crime</i>	<i>#</i>	<i>%</i>
Car napping	2	1.01%
Child Abuse	12	6.03%
Homicide	1	0.50%
Other Non-index	13	6.53%
Physical Injuries	27	13.57%
Rape	2	1.01%
Robbery	5	2.51%
Theft	37	18.59%
Special Laws	1	0.50%
VAWC	16	8.04%
Vehicular Accidents	83	41.71%
<i>Total</i>	<i>199</i>	<i>100.00%</i>

Source: PNP-LT, 2012 Data

Calamity

There were 257 households who were affected by natural and/or man-made disasters last 2010. Majority or 50.58% were affected by flash floods. Households affected by typhoon were at 108, representing 42.02%. Five (5) households were affected by earthquake, representing 1.95%.

<i>Types Of Calamities</i>	<i>#</i>	<i>%</i>
Typhoon	108	42.02%
Flood	130	50.58%
Drought	2	0.78%
Earthquake	5	1.95%
Volcanic Eruption	0	0.00%
Armed Conflict	0	0.00%
Fire	0	0.00%
Others	12	4.67%
<i>Total</i>	<i>257</i>	<i>100.00%</i>

Source: CBMS 2010



Republic of the Philippines
Province of Benguet
Municipality of La Trinidad
BARANGAY POBLACION

V. ECONOMY

A. SOURCES OF INCOME

Entrepreneurial Activities

With regards to income, a total of 562 households were engaged in entrepreneurial activities including agricultural activities. There were 188 households engaged in wholesale and retail trade activities with an average annual income of ₱112,562.00, representing 9.70% of the total households. Crop farming and gardening had 140 households having an average income of ₱93,499.00 annually. Some 71 households were engaged in transportation, storage, and communication services with an average annual income of ₱136,065.

<i>Entrepreneurial Activities by Income</i>	<i>Households</i>		<i>Income (₱)</i>		
	<i>#</i>	<i>%</i>	<i>Minimum</i>	<i>Average</i>	<i>Maximum</i>
Crop Farming and Gardening	140	7.22%	₱1,000	₱93,499	₱800,000
Livestock and Poultry Raising	15	0.77%	1,245	32,427	232,500
Fishing Activities	1	0.05%	100,000	100,000	100,000
Forestry and Hunting Activities	1	0.05%	110,000	110,000	110,000
Wholesale & Retail Trade Activities	188	9.70%	1,300	112,562	900,000
Manufacturing Activities	9	0.46%	5,000	76,167	185,000
Community, Social & Personal	31	1.60%	3,700	108,771	550,000
Transportation, Storage, and Communication Services	71	3.66%	1,400	136,065	1,440,000
Mining and Quarrying Activities	8	0.41%	15,000	152,125	500,000
Construction	31	1.60%	1,500	77,589	250,000
Other Activities	67	3.46%	8,000	87,304	500,000
<i>Total</i>	<i>562</i>				

Source: CBMS 2010

Salaries and Wages

There were 1,334 households who are wage earners in the community, representing 68.83%. Their average income is ₱177,130 annually.

<i>Salaries and Wages by Income</i>	<i>Households</i>		<i>Income (₱)</i>		
	<i>#</i>	<i>%</i>	<i>Minimum</i>	<i>Average</i>	<i>Maximum</i>
Salaries and Wages	1,334	68.83%	₱1,800	₱177,130	₱2,097,400

Source: CBMS 2010

Additional Sources of Income

Aside from the main source of income, a total of 1,319 households had other sources of income. There were 287 households who received remittances from Overseas Filipino Workers with an average annual income of ₱271,428.00. A number of 285 households received cash receipts, support, assistance and relief from domestic sources having an average income of ₱38,527.00 annually.



Republic of the Philippines
Province of Benguet
Municipality of La Trinidad
BARANGAY POBLACION

Some 161 households had additional income from net shares of crops, livestock, and poultry raised by other households with an average income of ₱78,553.00. A total of 145 households received additional income from rentals of their agricultural lands, spaces, buildings and other properties with an average annual income of ₱112,568.00. There were 120 households who made additional income from interest earned having an average income of ₱23,931.00 annually.

<i>Additional Sources of Income</i>	<i>Number of HHs</i>	<i>Minimum Income</i>	<i>Average Income</i>	<i>Maximum Income</i>
Net Shares of Crops, Livestock, and Poultry Raised by Other Households	161	₱200	₱78,553	₱1,800,000
Remittances from Overseas Filipino Workers	287	2,160	271,428	42,000,000
Receipts from Abroad	117	800	47,744	262,000
Receipts from Domestic Sources	285	1,000	38,527	720,000
Rentals Received	145	800	112,568	864,000
Interest Earned	120	200	23,931	500,000
Pension and Retirement Received	99	1,000	106,693	1,560,000
Dividends from Investment	13	300	30,408	200,000
Other Sources	92	1,000	78,492	440,000
<i>Total</i>	<i>1,319</i>			

Source: CBMS 2010

Annual Per Capita Poverty Threshold

There were 150 households whose annual per capita income is less than ₱15,820.00 (poverty threshold), representing 7.74% of the total households. The annual per capita poverty threshold is the minimum annual income required to be spent by each member of a family to satisfy their nutritional requirements and other basic needs.

Agriculture

Households engaged in agriculture accounted to 140, representing 7.22% of the total households in the community.

Tenure Status. Out of 140 households engaged in agriculture, there were 83 households who owned the agricultural land they were tilling, representing 59.29%. Some 42 households rent the land they were working on, representing 30%. Fourteen (14) households do not own the land they till but with the consent of the owner, representing 10%. A households do not own the land and without consent of the owner, representing 0.71%.

<i>Tenure Status(Agricultural Land)</i>	<i>#</i>	<i>%</i>
Owned or owner-like possession	83	59.29%
Rent	42	30.00%
Not owned but with consent of the owner	14	10.00%
Not owned and without consent of the owner	1	0.71%
Other	0	0.00%
<i>Total</i>	<i>140</i>	<i>100.00%</i>

Source: CBMS 2010



Republic of the Philippines
Province of Benguet
Municipality of La Trinidad
BARANGAY POBLACION

Agricultural Land Area. Most of the households or 103 households engaged in agriculture worked on an agricultural land area less than 1 hectare, representing 73.57%. Thirty three (33) households worked on land 1 to 3 hectares, representing 23.57%. There were 3 households who are cultivating 3 to 5 hectares of land, representing 2.14%.

<i>Area of Agricultural Land</i>	<i>#</i>	<i>%</i>
Less Than 1 Hectare	103	73.57%
1 - 3 Hectares	33	23.57%
3.1 - 5 Hectares	3	2.14%
More Than 5 Hectares	1	0.71%
Not Specified	0	0.00%
<i>Total</i>	<i>140</i>	<i>100.00%</i>

Source: CBMS 2010

Agricultural Implements. There were 279 farmers who owned the equipment and facilities they used, representing 92.69%. Twenty two (22) do not actually own the equipment and facilities they used, representing 7.31%. The most commonly used equipment or facility is insecticide or pesticide sprayer accounted to 109 farmers, representing 36.21%. Irrigation pump was used by 61 farmers, representing 20.27%. There were 23 farmers who used farm shed which accounted to 7.64%. Nineteen (19) farmers used hand tractor, representing 6.31% of the total.

<i>Ownership of Equipments/Facilities</i>	<i>#</i>	<i>%</i>
Yes	279	92.69%
No	22	7.31%
<i>Type of Agricultural Equipment or Facilities Used</i>	<i>#</i>	<i>%</i>
Beast of Burden	2	0.66%
Plow	11	3.65%
Harrow	2	0.66%
Mower	1	0.33%
Thresher or Corn Sheller	1	0.33%
Insecticide or Pesticide Sprayer	109	36.21%
Farm Tractor	8	2.66%
Hand Tractor	19	6.31%
Turtle or Mud boat	1	0.33%
Planter or Transplanter or Dryers	0	0.00%
Mechanical Dryer	1	0.33%
Multipurpose Drying Pavement	0	0.00%
Rice Mill/Corn Mill/Feed Mill	2	0.66%
Harvester, Any Crop	0	0.00%
Warehouse Granary	4	1.33%
Farm shed	23	7.64%
Irrigation Pump	61	20.27%
Other Equipments/Facilities	56	18.60%

Source: CBMS 2010



Republic of the Philippines
Province of Benguet
Municipality of La Trinidad
BARANGAY POBLACION

Livestock Raising

A total of 15 households were engaged in livestock raising, representing 0.77% of the total number of households. There were 5 households who raised hogs for fattening, representing 33.33%. Five (5) households were raising chicken, representing 33.33%. Two (2) households raised duck which accounted to 13.33%.

<i>Livestock Being Raised by Households</i>	<i>#</i>	<i>%</i>
Hog for Fattening	5	33.33%
Sow	1	6.67%
Goat	1	6.67%
Carabao	0	0.00%
Cow	0	0.00%
Chicken	5	33.33%
Chicken for Egg Laying	0	0.00%
Duck	2	13.33%
Other Livestock/Poultry	1	6.67%
<i>Total</i>	<i>15</i>	<i>100.00%</i>

Source: CBMS 2010

Households engaged in livestock or poultry raising had produced 125 live animals, 1,056 kilograms of meat and 1,000 pieces of eggs annually.

<i>Volume of Production of Livestock/Poultry</i>	<i>Volume of Production</i>
Live animals	125 heads
Meat	1,056 kgs.
Milk	0 liters
Eggs	1,000 pcs.

Source: CBMS 2010

Fishing

A total of 100 kilograms of fish were harvested or caught from the river by a household.

B. EMPLOYMENT

Labor Force

There were 5,362 persons who are members of the labor force, which comprised of 2,589 males and 2,773 females, representing 65.53%. The actual labor force is 2,956 persons with 1,736 males and 1,220 females, which does not include those unable, not available and not looking for work (e.g. housewives, students, disabled, retired persons and seasonal workers). A total of 2,760 persons were employed and is comprised of 2,704 persons aged 15-64 years old, 5 persons aged 14 years old and below and 51 individuals who are 65 years old and above. This garners an employment rate of 93.37%. One hundred ninety six (196) persons were not employed with 77 males and 119 females, representing 6.63%.



Republic of the Philippines
Province of Benguet
Municipality of La Trinidad
BARANGAY POBLACION

<i>Labor Force</i>	<i>Male</i>	<i>Female</i>	<i>Total</i>	<i>%</i>
Potential Labor Force (15-64 years old)	2,589	2,773	5,362	
Actual Labor Force				
Employed	1659	1101	2760	93.37%
<i>Employed Members (15-64 years old)</i>	1,626	1078	2,704	91.47%
<i>Employed Members (14 Years Old and Below)</i>	3	2	5	0.17%
<i>Employed Members (65 Years old and Above)</i>	30	21	51	1.73%
Unemployed Members (Looking for Work)	77	119	196	6.63%
<i>Actual Labor Force</i>	<i>1,736</i>	<i>1,220</i>	<i>2,956</i>	<i>100.00%</i>

Source: CBMS 2010

Nature of Employment

A total of 1,756 persons were permanently employed with 993 males and 763 females, representing 63.62%. There were 757 persons who were employed on short-term, seasonal and/or casual basis, where 501 were males and 256 were females, representing 27.43%. A number of 247 individuals worked different jobs on day to day or week to week basis with 165 males and 82 females, representing 8.95%.

<i>Nature Of Employment</i>	<i>Male</i>	<i>Female</i>	<i>Total</i>	<i>%</i>
Permanent	993	763	1,756	63.62%
Short-term, seasonal, casual	501	256	757	27.43%
Worked on different jobs on day to day/week to week	165	82	247	8.95%
<i>Total</i>	<i>1,659</i>	<i>1,101</i>	<i>2,760</i>	<i>100.00%</i>

Source: CBMS 2010

Employment by Sector

Most of the employed individuals were in wholesale and retail trade sector accounted to 637 persons or 23.08% with 297 males and 340 females. There were 349 individuals employed in agriculture, mining and forestry with 250 males and 99 females, representing 12.64%. Transportation, storage and communication employed 281 persons, 254 males and 27 females, representing 10.18%. The construction sector employed 239 persons, of whom 234 were males and 5 were females, representing 8.66%.

<i>Employment By Sector/Industry</i>	<i>Male</i>	<i>Female</i>	<i>Total</i>	<i>%</i>
Agriculture, Mining, and Forestry	250	99	349	12.64%
Fishing	3	0	3	0.11%
Mining and Quarrying	22	0	22	0.80%
Manufacturing	46	24	70	2.54%
Electricity, Gas, and Water Supply	44	12	56	2.03%
Construction	234	5	239	8.66%
Wholesale & Retail Trade, Vehicle Repair	297	340	637	23.08%
Hotel and Restaurants	48	65	113	4.09%
Transportation, Storage, and Communication	254	27	281	10.18%
Financial Intermediation	16	20	36	1.30%



Republic of the Philippines
Province of Benguet
Municipality of La Trinidad
BARANGAY POBLACION

Real Estate, Renting, and Business Activities	39	32	71	2.57%
Public Administration and Defense	111	25	136	4.93%
Education	56	136	192	6.96%
Health and Social Work	24	80	104	3.77%
Other Community, Social/Personal Activities	142	137	279	10.11%
Private HHs with Employed Persons	45	77	122	4.42%
Extra- territorial Organization	28	20	48	1.74%
Not Stated	0	2	2	0.07%
<i>Total</i>	<i>1,659</i>	<i>1,101</i>	<i>2,760</i>	<i>100.00%</i>

Source: CBMS 2010

Primary Occupation or Business

Service workers and shop and market sales workers accounted to 815, of whom 410 were males and 405 were females, representing 29.53%. There were 549 persons who are laborers and unskilled workers with 414 males and 135 females, representing 19.89%. Some 297 persons were farmers, forestry workers and fishermen with 215 males and 82 females, representing 10.76%.

A total of 296 individuals were physical, mathematical and engineering science professionals, wherein 121 were males and 175 were females, representing 10.72%. Trades and related workers were at 253 persons, 140 males and 113 females, accounted to 9.17%. And technician and associate professionals were at 161 persons, 102 males and 59 females, representing 5.83% of the total.

<i>Type of Primary Occupation or Business</i>	<i>Male</i>	<i>Female</i>	<i>Total</i>	<i>%</i>
Officials of Gov't & Special-Interest Organizations, Corporate Executives, Managers, Managing Proprietors & Supervisors	56	35	91	3.30%
Physical, Mathematical and Engineering Science Professionals	121	175	296	10.72%
Technician and Associate Professionals	102	59	161	5.83%
Clerks	27	61	88	3.19%
Service Workers and Shop and Market Sales Workers	410	405	815	29.53%
Farmers, Forestry Workers and Fishermen	215	82	297	10.76%
Trades and Related Workers	140	113	253	9.17%
Plant and Machine Operators and Assemblers	135	10	145	5.25%
Laborers and Unskilled Workers	414	135	549	19.89%
Special Occupations	39	26	65	2.36%
<i>Total</i>	<i>1,659</i>	<i>1,101</i>	<i>2,760</i>	<i>100.00%</i>

Source: CBMS 2010



Republic of the Philippines
Province of Benguet
Municipality of La Trinidad
BARANGAY POBLACION

Class of Worker

Most of the employed labor force worked for private establishments which are accounted to 1,194 persons with 775 males and 419 females, representing 43.26%. There were 398 persons who are self employed without employees, wherein 218 were males and 180 females, representing 14.42%. A number of 382 persons worked for government and/or Government Corporation with 211 males and 171 females, representing 13.84% of the total.

<i>Class Of Worker</i>	<i>Male</i>	<i>Female</i>	<i>Total</i>	<i>%</i>
Worked for a household	204	143	347	12.57%
Worked for a private establishment	775	419	1,194	43.26%
Worked for government/ government corporation	211	171	382	13.84%
Self employed without employees	218	180	398	14.42%
Employer in own family-operated farm or business	145	103	248	8.99%
Worked with pay on own family operated farm/business	38	35	73	2.64%
Work without pay on own family operated farm/business	68	50	118	4.28%
<i>Total</i>	<i>1,659</i>	<i>1,101</i>	<i>2,760</i>	<i>100.00%</i>

Source: CBMS 2010

Professionals

A total of 364 persons were professionals in the community, representing 4.45% Of the total population. Most of them were nurses accounted for 109, 76 males and 33 females, representing 29.95%. This is followed by professional teachers at 101 with 80 males and 21 females, representing 27.75%. There were 39 criminologists, wherein 33 were males and 6 were females, representing 10.71%. Civil engineers were accounted to 21 with 19 males and 2 females, representing 5.77%.

<i>Members Who Are Professionals</i>	<i>Male</i>	<i>Female</i>	<i>Total</i>	<i>%</i>
Aeronautical Engineering	1	0	1	0.27%
Agriculturist	4	1	5	1.37%
Architect	2	2	4	1.10%
Attorney-at-Law	7	0	7	1.92%
Certified Public Accountant	7	2	9	2.47%
Chemical Engineer	2	0	2	0.55%
Civil Engineer	19	2	21	5.77%
Criminologist	33	6	39	10.71%
Dentist	6	0	6	1.65%
Elect. and Comm. Engineer	3	1	4	1.10%
Forester	1	0	1	0.27%
Geodetic Engineer	1	0	1	0.27%
Librarian	1	1	2	0.55%
Medical Doctor	1	1	2	0.55%
Medical Technologist	1	2	3	0.82%
Midwife	5	2	7	1.92%



Republic of the Philippines
Province of Benguet
Municipality of La Trinidad
BARANGAY POBLACION

Nurse	76	33	109	29.95%
Nutrition Dietitian	1	1	2	0.55%
Occupational Therapist	1	0	1	0.27%
Optometrist	1	0	1	0.27%
Pharmacist	4	2	6	1.65%
Physical Therapist	0	1	1	0.27%
Physician	1	0	1	0.27%
Professional Mechanical Engineer	1	0	1	0.27%
Professional Teacher	80	21	101	27.75%
Sanitary Engineer	1	0	1	0.27%
Social Worker	1	0	1	0.27%
Veterinarian	1	0	1	0.27%
Others	17	7	24	6.59%
<i>Total</i>	<i>279</i>	<i>85</i>	<i>364</i>	<i>100.00%</i>

Source: CBMS 2010

Unemployment and Job Search Method


A total of 196 persons were not employed but looking for work with 77 males and 119 females. Fifty five (55) unemployed persons approached relatives or friends as method of searching for a job with 24 males and 31 females, representing 28.06%. Fifty (50) unemployed persons answered private advertisements, where 20 were males and 30 were females, representing 25.51%. Thirty five (35) persons registered in private employment agencies with 18 males and 17 females, representing 17.86%.

<i>Job Search Method</i>	<i>Male</i>	<i>Female</i>	<i>Total</i>	<i>%</i>
Registered in public employment agency	8	20	28	14.29%
Registered in private employment agency	18	17	35	17.86%
Approached employer directly	7	19	26	13.27%
Approached relatives/friends	24	31	55	28.06%
Placed or answered private advertisements	20	30	50	25.51%
Others	0	2	2	1.02%
<i>Total</i>	<i>77</i>	<i>119</i>	<i>196</i>	<i>100.00%</i>

Source: CBMS 2010

Reasons for Not Searching or Applying for a Job

There were a total of 2,463 persons from the potential labor force who are not looking for work with 887 males and 1,576 females, representing 45.93%. Most of them or 1,178 were students with 549 males and 629 females, representing 47.83%. Some 825 persons were not searching for a job due to housekeeping duties, of whom 78 were males and 747 were females, representing 33.50%. A total of 145 persons were either too young or too old, retired, and/or permanently disabled with 89 males and 56 females, representing 5.89% of the total.



Republic of the Philippines
Province of Benguet
Municipality of La Trinidad
BARANGAY POBLACION

<i>Reasons For Not Looking For Work</i>	<i>Male</i>	<i>Female</i>	<i>Total</i>	<i>%</i>
Believes no work is available	25	7	32	1.30%
Awaiting results of previous job application	43	57	100	4.06%
Temporary illness/disability	32	20	52	2.11%
Bad Weather	2	5	7	0.28%
Waiting for rehire/job recall	52	43	95	3.86%
Too young/old, retired, permanently disabled	89	56	145	5.89%
Housekeeping	78	747	825	33.50%
Schooling	549	629	1,178	47.83%
Other reasons	17	12	29	1.18%
<i>Total</i>	<i>887</i>	<i>1,576</i>	<i>2,463</i>	<i>100.00%</i>

Source: CBMS 2010

Overseas Employment

A total of 350 persons were Overseas Filipino Workers with 224 males and 126 females, representing 4.28%. Most of them or 48 individuals were hired in Hong Kong, representing 13.71%. Saudi Arabia hired 41 workers and is accounted to 11.71%. Some 27 workers were hired in United States of America, representing 7.71%. And Canada employed 25 workers, representing 7.14% of the total.

<i>Country of Work</i>	<i>#</i>	<i>%</i>	<i>Country of Work</i>	<i>#</i>	<i>%</i>
Argentina	3	0.86%	New Zealand	6	1.71%
Australia	6	1.71%	Norway	1	0.29%
Bahamas	1	0.29%	Puerto Rico	1	0.29%
Bahrain	3	0.86%	Qatar	4	1.14%
Brazil	1	0.29%	Russian Federation	3	0.86%
Brunei Darussalam	1	0.29%	Saudi Arabia	41	11.71%
Canada	25	7.14%	Singapore	23	6.57%
Central African Republic	1	0.29%	South Africa	2	0.57%
China	3	0.86%	Spain	4	1.14%
Cyprus	4	1.14%	Sri Lanka	1	0.29%
Hong Kong	48	13.71%	Switzerland	1	0.29%
Iraq	1	0.29%	Taiwan	23	6.57%
Israel	19	5.43%	Thailand	5	1.43%
Italy	10	2.86%	United Arab Emirates	20	5.71%
Japan	12	3.43%	United Kingdom	8	2.29%
Korea	8	2.29%	United States of America	27	7.71%
Kuwait	16	4.57%	United States of Virgin Islands	2	0.57%
Libyan Arab Jamahiriya	3	0.86%	Venezuela	1	0.29%
Macao	7	2.00%	Others	3	0.86%
Malaysia	2	0.57%	<i>Total</i>	<i>350</i>	<i>100.00%</i>

Source: CBMS 2010



Republic of the Philippines
Province of Benguet
Municipality of La Trinidad
BARANGAY POBLACION

Access to Safe Drinking Water

Majority of the households or 1,083 households have access to safe drinking water (bottled water). There were 438 households whose water is connected to the community water system, representing 22.60%. Some 263 households share water connection with other households, representing 13.57%. Thirty three (33) households have shared deep well, representing 1.70% of the total households.

<i>Source of Drinking Water</i>	<i>#</i>	<i>%</i>
Community Water System-own	438	22.60%
Community Water System-shared	263	13.57%
Deep Well-own	8	0.41%
Deep Well-shared	33	1.70%
Artesian Well-own	0	0.00%
Artesian Well-shared	20	1.03%
Dug/Shallow Well-own	2	0.10%
Dug/Shallow Well-shared	4	0.21%
River, Stream, Lake, Spring	29	1.50%
Bottled Water	1,083	55.88%
Tanker Truck/Peddler	6	0.31%
Others	52	2.68%
<i>Total</i>	<i>1,938</i>	<i>100.00%</i>

Source: CBMS 2010

Some 625 households had sources of drinking water within their premises, representing 32.25%. There were 203 households whose source of drinking water is outside their premises but just around 250 meters or less, representing 10.47%. Sources of drinking water of 11 households are outside their premises and more than 250 meters, representing 0.57%.

<i>Distance of Source of Drinking Water</i>	<i>#</i>	<i>%</i>
Within Premises	625	32.25%
Outside Premises But 250 Meters/Less	203	10.47%
251 Meters or More	11	0.57%
Don't Know	8	0.41%
Not Stated	1,091	56.30%
<i>Total</i>	<i>1,938</i>	<i>100.00%</i>

Source: CBMS 2010

Domestic Water System

All of the households in the community are being served by La Trinidad Water District. As per records of La Trinidad Water District, a total of 1,941 households were being serviced by their domestic water system.



Republic of the Philippines
Province of Benguet
Municipality of La Trinidad
BARANGAY POBLACION

Roads

Name of Road	Length (km)	Road Row (m)	Areas of Jurisdiction	Remarks
Benguet Provincial Capitol Road	0.165	20.000	National	Concrete
Buyagan-Wangal-Banengbeng Road	7.348	4.000	Provincial	Concrete/Gravel/Earth
Buyagan Cemetery Road	0.740	4.000	Municipal	Gravel
Buyagan School-Cemetery Road	0.520	4.000	Municipal	Gravel
Kesbeng Road	0.810	4.00	Municipal	Concrete/Gravel
Poblacion Interior Road	0.161	4.000	Municipal	Concrete
RHU-Central School Road	0.100	6.00	Municipal	Concrete

Source: CLUP 2000-10 & 2013-2023

Cemetery

There is a cemetery owned by the Local Government Unit of La Trinidad located at Central Buyagan. The cemetery is already saturated.

VI. GOVERNANCE

Vision

We envision Barangay Poblacion to be a community of discipline, law-abiding, productive and healthy individuals; a community that is morally and socially progressive; peaceful, drug-free, clean, environmentally aware, self-sufficient, ever ready to help and vigilant of the problems and needs of others.

A community where families and their children can play and enjoy their lives free from danger and diseases.

Mission

To ensure that all individuals be given equal access to the services the government has to offer and assist the people of the community in whatever problems or grievances they may have and ensure the continued productivity of each individual so that he can contribute to the greater good.



Republic of the Philippines
Province of Benguet
Municipality of La Trinidad
BARANGAY POBLACION

Goals

1. To improve and make available basic services of the government by providing better access to resources through improvement of farm to market roads and pathways; through the construction of school buildings and improvement of school facilities; and holdings of skills training to the underprivileged and less educated.
2. To promote health and sanitation through strict implementation of building and sanitation codes; continued support to the programs and activities of the health unit and assisting the “Botika sa Barangay” program.
3. To continue supporting programs aimed towards improvement of the welfare of the youth such as sport activities, trainings, seminars, and thus promote their participation in the community affairs.
4. To improve the peace and order situation of the community through an intensive anti-drug abuse campaign; regular patrols by the Civilian Volunteer Organization to ensure strict compliance to liquor ban and other related ordinances.
5. To formulate ordinances for the welfare of the community that is responsive to the times and problems which the community faces today.
6. To strictly implement the laws and ordinances governing the community.

CBMS Indicators of Poverty

Unemployment is the most felt problem in Poblacion wherein there were 196 affected individuals. Most of them are located in Central Buyagan and Western Buyagan with 58 and 51 persons respectively. There were 39 unemployed in Upper Kesbeng, 25 in town Proper and 23 unemployed persons in Eastern Buyagan.

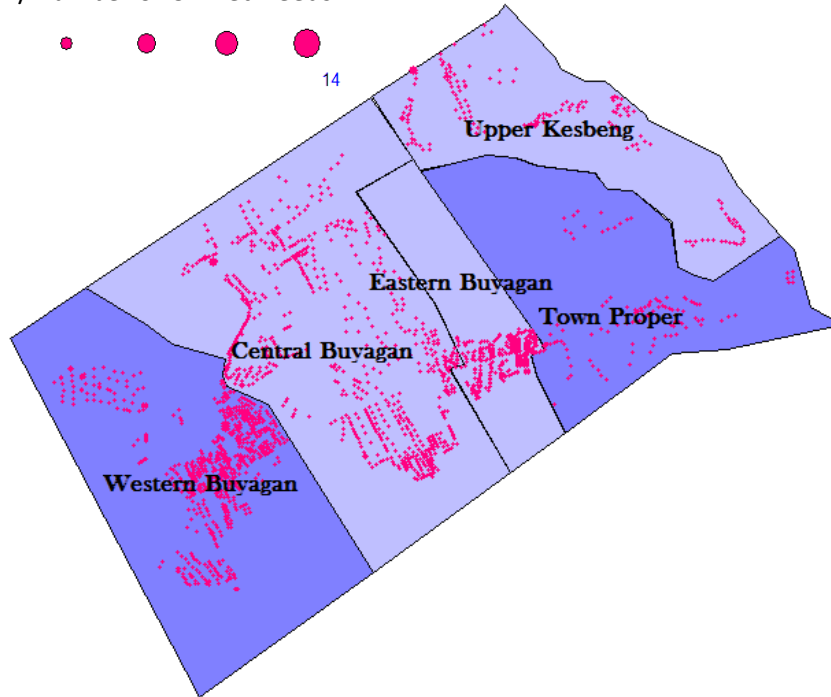
Another felt problem is low income with 150 affected households. There were 53 affected households in Western Buyagan, 44 in Central Buyagan, 31 in Eastern Buyagan, 16 households in Upper Kesbeng, and 6 in Town Proper.



Republic of the Philippines
 Province of Benguet
Municipality of La Trinidad
BARANGAY POBLACION

UNMET NEEDS

HHs w/ number of Unmet Needs



<i>Poverty Indicators/Sitio</i>	Western Buyagan	Central Buyagan	Eastern Buyagan	Town Proper	Upper Kesbeng	Total
A. EDUCATION						
Children Not Attending E/S	23	8	10	1	7	49
Children Not Attending High School	16	26	4	2	3	51
B. HEALTH & NUTRITION						
Children (0-5 years old) who died	3	1	0	0	0	4
Women who Died	0	0	0	0	0	0
Malnourished Children	3	0	1	0	0	4
C. HOUSING						
HH Who are Squatters	0	6	0	0	0	6
HH in Makeshift Housing	8	2	15	0	2	27
D. INCOME & LIVELIHOOD						
HH w/ incomes Below Poverty Threshold	53	44	31	6	16	150
HH w/ incomes Below Food Threshold	23	17	12	4	10	66
HH who Experienced Hunger	0	3	0	0	0	3
Unemployed	51	58	23	25	39	196
E. WATER & SANITATION						
HH without Access to Safe Water	3	4	2	1	12	22
HH with No Sanitary Toilet	0	1	0	1	4	6

Source: CBMS 2010, as verified by Barangay Officials in 2012