



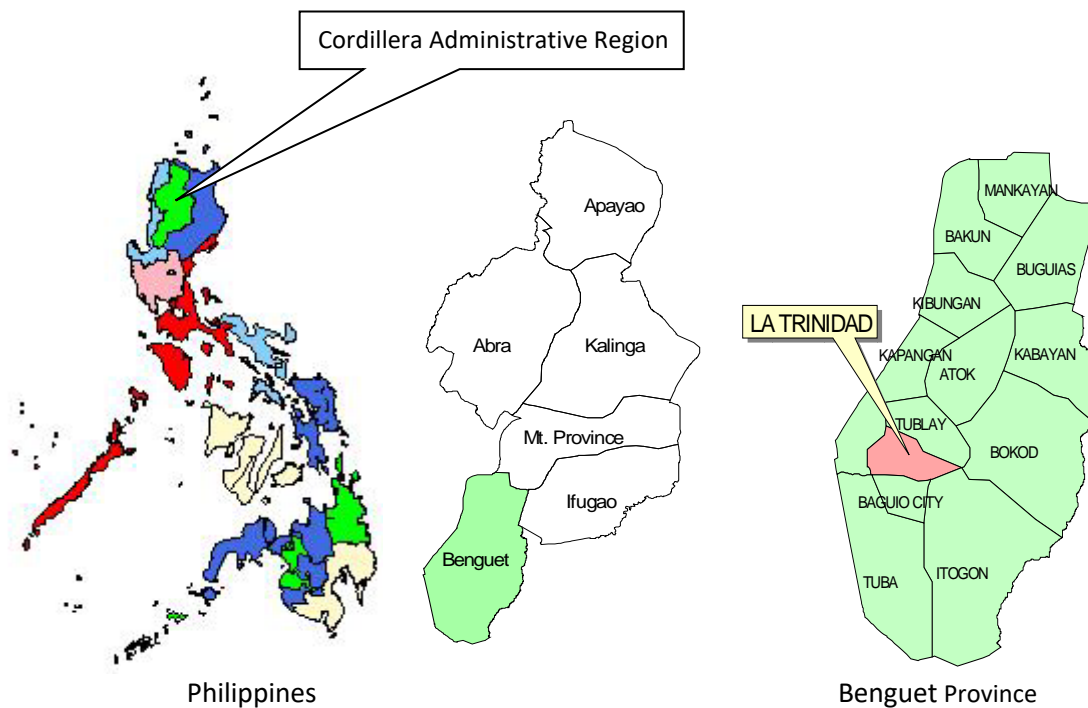
Republic of the Philippines
Province of Benguet
Municipality of La Trinidad
BARANGAY BECKEL

PHYSICAL AND SOCIO-ECONOMIC PROFILE

I. PHYSICAL PROFILE

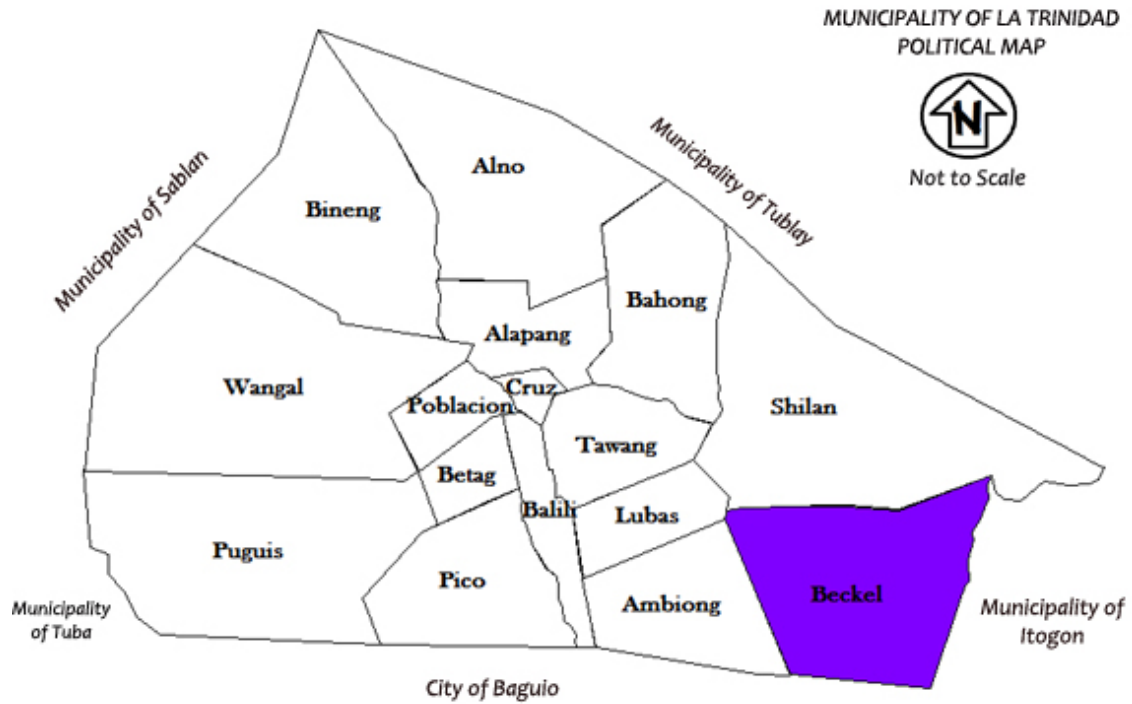
Geographic Location

Barangay Beckel is located on the southwestern part of the Municipality of La Trinidad. It is bounded to the north by barangay Shilan, to the south by the City of Baguio, to the east by the Municipality of Itogon and to the west by barangay Ambiong.

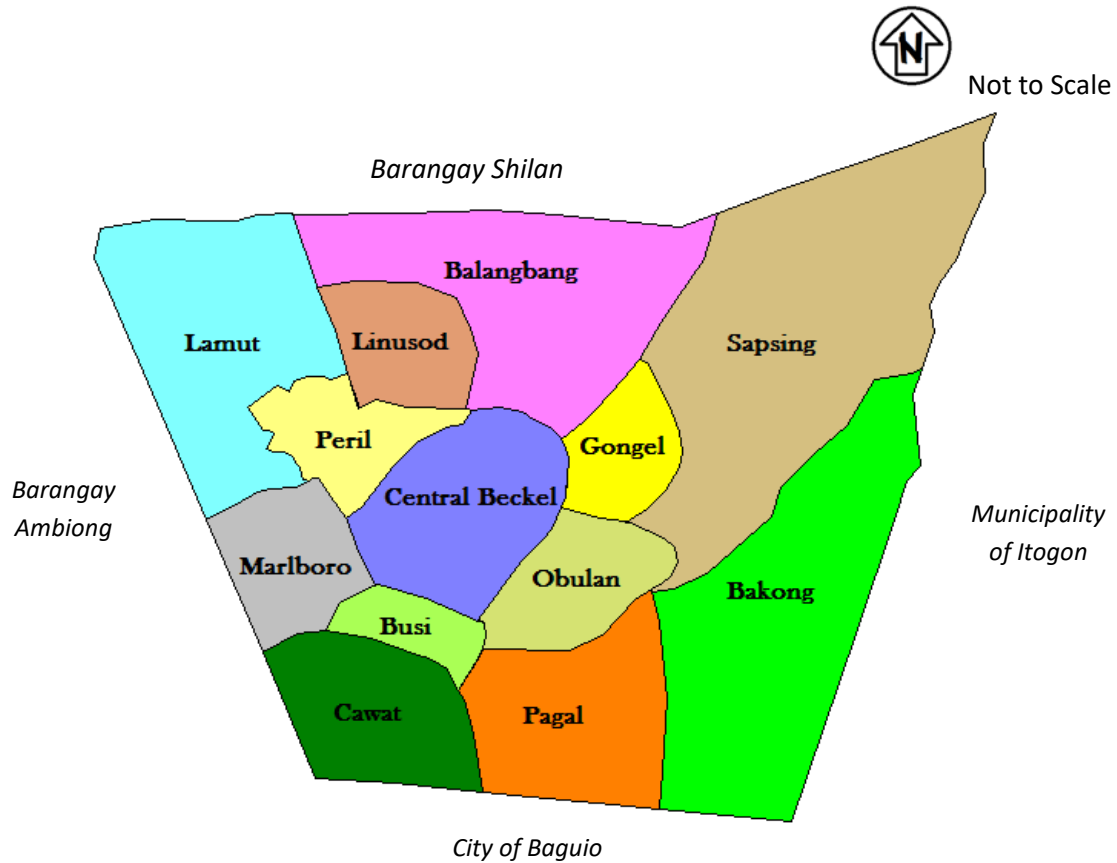




Republic of the Philippines
Province of Benguet
Municipality of La Trinidad
BARANGAY BECKEL



POLITICAL MAP OF BARANGAY BECKEL





Republic of the Philippines
Province of Benguet
Municipality of La Trinidad
BARANGAY BECKEL

Republic of the Philippines
Province of Benguet
Municipality of La Trinidad



BARANGAY BECKEL

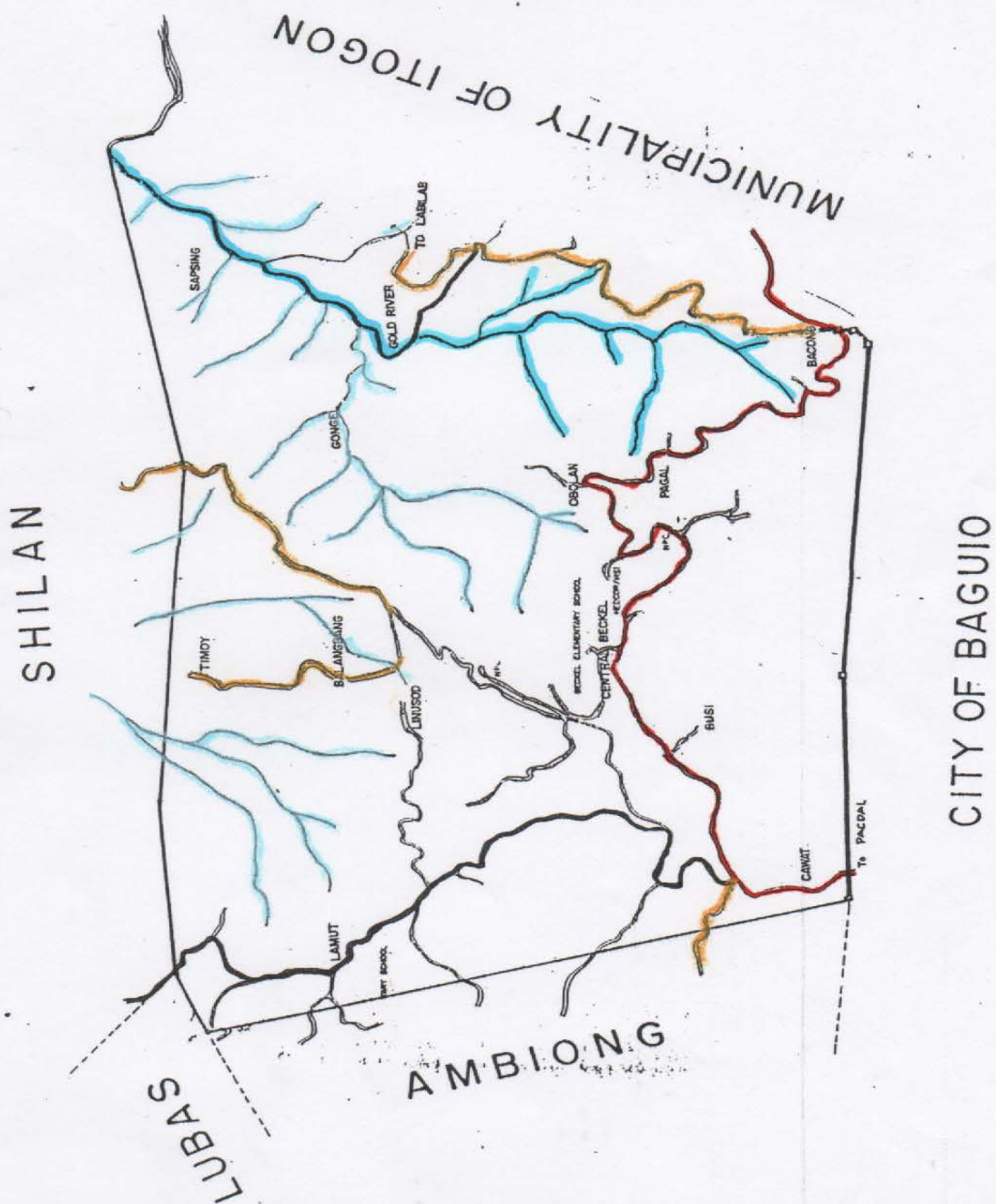
LEGEND:

-  National Road
-  Provincial Road
-  Barangay Road
-  River/Creek
-  Municipal Boundary
-  Barangay Boundary
-  City Boundary

Not to Scale

Data Source:
BLIST Topographic Map,
Aerial Photograph, 1993

Prepared By:
Municipal Planning &
Development Office
La Trinidad, Benguet





Republic of the Philippines
Province of Benguet
Municipality of La Trinidad
BARANGAY BECKEL

Political Subdivision and Land Area

Beckel is one of the sixteen barangays of the Municipality of La Trinidad. It comprises 13 sitios namely: Cawat, Busi, Central Beckel, Peril, Marlboro, Lamut, Linusod, Balangbang, Gongel, Obulan, Pagal, Sapsing, and Bakong. The barangay has an estimated land area of 951.30 hectares representing 11.77% of the municipality's total land area.

Accessibility

The barangay is accessible via Baguio City. It has a distance of 15 kilometers from Poblacion, 4 kilometers from the Baguio-Nueva Viscaya National Road, 1 kilometer from the Beckel-Balangbang Provincial Road and 7 kilometers from Baguio City.

II. NATURAL AND PHYSICAL CHARACTERISTICS

Climate and Rainfall

The barangay has an average temperature of 26°C at maximum and 16°C at minimum. It is classified under the type "A" climate having two pronounced seasons, dry from November to April and wet during the rest of the year.

Topography and Slope

The most dominant topography of Beckel is hilly to mountainous with slopes ranging from 19-30%. This is followed by upland areas with slopes ranging from 9-18%, then rough mountainous areas with slopes ranging from 51% and above and the least is the plain/flat areas with slopes ranging from 0-8%.

Soil Type

There are three types of soil in the barangay namely: sandy, loam and sand-loam. The Ambassador Silt loam, Halsema loam and Bakakeng Sandy loam are found in the area. These soil types are subject to erosion. Great care should be applied to minimize erosion. These types of soil are suitable to a wide variety of agricultural crops. Relief is moderately steep to very steep with a slope crest of 5%. Drainage is good to excessive. Internal drainage is moderately slow. Elevation ranges from 1,200 to 1,400 meters above sea level.

Land Use

The barangay of Beckel has a total land area of 951.30 hectares which is presently used as follows:



Republic of the Philippines
Province of Benguet
Municipality of La Trinidad
BARANGAY BECKEL

Agriculture. A total of 402.11 hectares is devoted to agricultural activities such as farming of vegetables, cut flowers, fruit crops, and livestock and poultry raising.

Forest. The forest area covers an area of 260 hectares.

Watershed. The watershed covers an area of 173.42 hectares.

Roads. The road covers an area of 86.26 hectares.

Residential. The residential area covers an area of 17.03 hectares.

Rivers and Creeks. This covers an area of 18 hectares.

Commercial. The commercial land covers an area of 3.90 hectares.

Industrial. The industrial area covers an area of 0.50 hectares.

<i>Land Use</i>	<i>Areas in Hectares</i>	<i>Percentage</i>
Agricultural	402.11	42.27%
Forest	260.00	27.33%
Watershed	173.42	18.23%
Roads	86.26	9.07%
Residential	17.03	1.79%
Rivers and Creeks	8.08	0.85%
Commercial	3.90	0.41%
Industrial	0.50	0.05%
Institutional	0.00	0.00%
<i>Total</i>	<i>951.30</i>	<i>100.00%</i>

Source: MPDO

III. DEMOGRAPHY

Population, Growth, and Population Estimates

The population for year 1975 was 1,514 and has increased to 1,725 in 1980. This further increased to 2,338 in year 1990, 2,833 in 1995, 2,969 in year 2000, 3,544 in year 2007 and 3,453 in year 2010.

Population: Census years 1975-2010

<i>Census Year</i>	1975	1980	1990	1995	2000	2007	2010
<i>Population</i>	1,514	1,725	2,338	2,833	2,969	3,544	3,453

Source: NSO



Republic of the Philippines
Province of Benguet
Municipality of La Trinidad
BARANGAY BECKEL

Barangay Beckel has a population growth rate of 3.7 between years 1990 and 1995. Between years 1995 and 2000, the population growth rate went down to 1.01. It then increased to 2.561 between 2000 and 2007. Between 2007 and 2010, the recorded growth rate was -0.86.

Intercensal Growth Rate				AVERAGE GROWTH RATE
1990-1995	1995-2000	2000-2007	2007-2010	
3.7	1.01	2.561	-0.86	1.60

Source: LT Physical and Socio-economic Profile 2012

Adopting the derived average growth rate of 1.60, the projected population for year 2013 is at 3,622 people with estimated households of 905. For 2014, the projected population is 3,680 people with 920 estimated households. For 2015, the projected population is at 3,739 with 935 estimated households.

Estimated Population (2012-2020)

Year	Projected Population	Estimated No. of HHs
2011	3,508	877
2012	3,565	891
2013	3,622	905
2014	3,680	920
2015	3,739	935
2016	3,798	950
2017	3,859	965
2018	3,921	980
2019	3,984	996
2020	4,048	1,012

Source: MPDO Estimates based on NSO Census 1995, 2000, 2007 & 2010

Population Doubling Time: 43.8 years

According to CBMS Survey in 2010, Beckel has a total population of 3,181 composed of 1,628 males, representing 51.18% and 1,553 females, representing 48.82%. The total number of households was 766 having an average household size of 4.

Sex	#	%
Male	1,628	51.18
Female	1,553	48.82
<i>Total</i>	<i>3,181</i>	<i>100.00</i>

Total Number of Households : 766

Average Household Size : 4

Source: CBMS 2010

Population by Sitio

Most or 815 individuals reside in Lamut, representing 26.37% of the total population. There were 115 residents in Central Beckel, representing 15.01%. Sitio Obulan has 113 residents and Balangbang has 83 residents, representing 14.75% and 10.84% respectively.



Republic of the Philippines
Province of Benguet
Municipality of La Trinidad
BARANGAY BECKEL

Sitio/Purok	Households		Population
	#	%	#
Cawat	15	1.96%	61
Busi	12	1.57%	34
Central Beckel	115	15.01%	448
Peril	9	1.17%	42
Marlboro	32	4.18%	133
Lamut	202	26.37%	815
Linusod	46	6.01%	207
Balangbang	83	10.84%	292
Gongel	24	3.13%	116
Obulan	113	14.75%	516
Pagal	31	4.05%	144
Sapsing	58	7.57%	272
Bakong	26	3.39%	101
<i>Total</i>	<i>766</i>	<i>100.00%</i>	<i>3,181</i>

Source: CBMS 2010

Density and Classification

The density population for year 1990 was 2 persons per square kilometer and 3 persons per square kilometer for year 1995. For year 2000, the density increased to 3 persons per square kilometer. This further increased to 4 persons per square kilometer in 2010. Based on the given density, Beckel is still classified as a rural barangay.

Population Density (Persons per Square Km)

Census Year	1990	1995	2000	2007	2010
Density	2.46	2.98	3.12	3.73	4

Source: LT Physical & Socio-Economic Profile 2012

Population by Sex and Age Groups

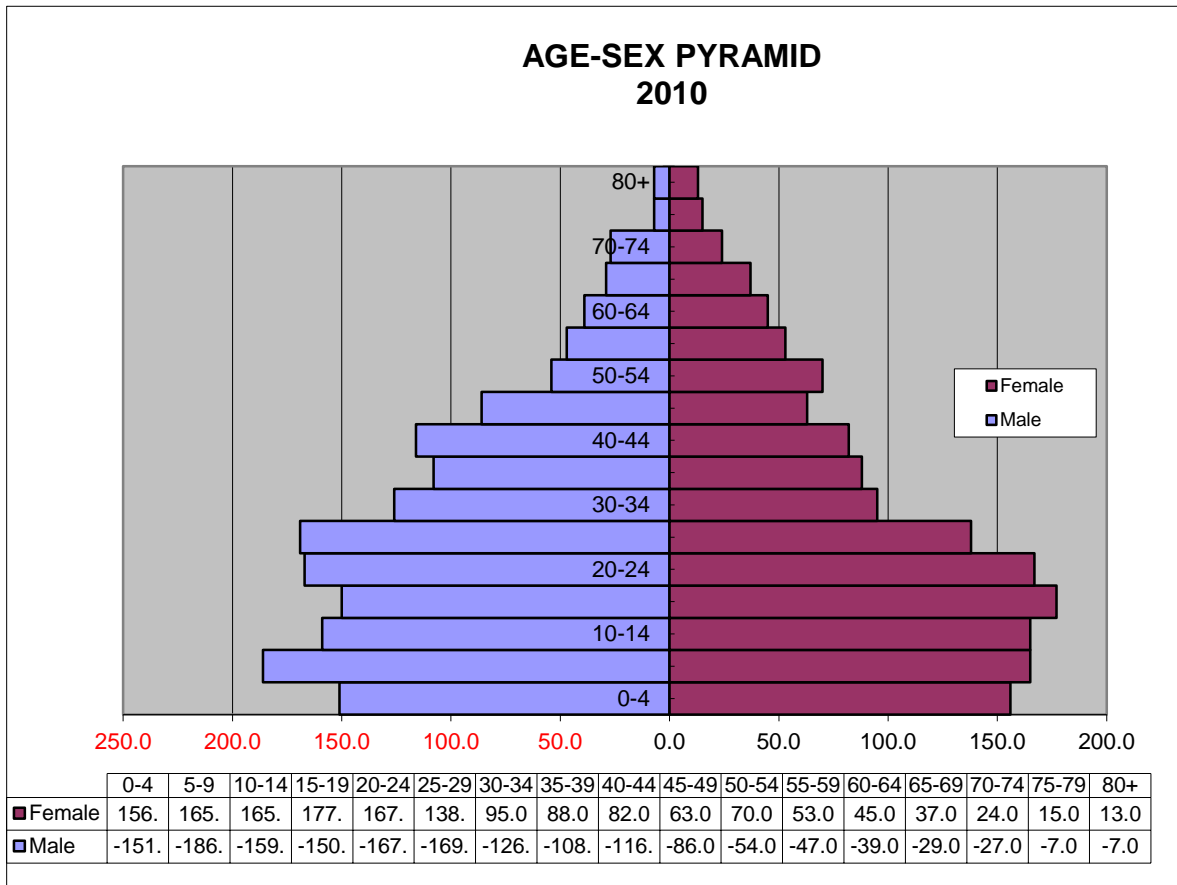
Males in age brackets 5-9 years old have the highest population with 186, representing 5.85% of the total population. Females aging 15-19 have the highest population in the male group with 177, representing 5.56% of the total.

The general sex ratio was 104.83%. This shows that for every 100 females, there were 105 males. A sex ratio which is 100% means that there were equal numbers of males to females. This can be seen in age brackets 20-24.



Republic of the Philippines
 Province of Benguet
Municipality of La Trinidad
BARANGAY BECKEL

AGE-SEX PYRAMID
2010



A sex ratio higher than 100% indicates that male population is greater than female population as seen in the age brackets 5-9, 25-29, 30-34, 35-39, 40-44, 45-49 and 70-74. For sex ratio less than 100%, there is predominance of female population. This can be seen in the age groups 0-4, 10-14, 15-19, 50-54, 55-59, 60-64, 65-69, 75-79, and 80 and above. For age groups 20-24, the sex ratio is 100% which indicates that there is an equal population of male to female.

Age	Total	Male	Female	% Male	%Female	Sex Ratio
0-4	307	151	156	4.75%	4.90%	96.79%
5-9	351	186	165	5.85%	5.19%	112.73%
10-14	324	159	165	5.00%	5.19%	96.36%
15-19	327	150	177	4.72%	5.56%	84.75%
20-24	334	167	167	5.25%	5.25%	100.00%
25-29	307	169	138	5.31%	4.34%	122.46%
30-34	221	126	95	3.96%	2.99%	132.63%
35-39	196	108	88	3.40%	2.77%	122.73%
40-44	198	116	82	3.65%	2.58%	141.46%
45-49	149	86	63	2.70%	1.98%	136.51%
50-54	124	54	70	1.70%	2.20%	77.14%
55-59	100	47	53	1.48%	1.67%	88.68%
60-64	84	39	45	1.23%	1.41%	86.67%
65-69	66	29	37	0.91%	1.16%	78.38%
70-74	51	27	24	0.85%	0.75%	112.50%



Republic of the Philippines
Province of Benguet
Municipality of La Trinidad
BARANGAY BECKEL

75-79	22	7	15	0.22%	0.47%	46.67%
80+	20	7	13	0.22%	0.41%	53.85%
<i>Total</i>	<i>3,181</i>	<i>1,628</i>	<i>1,553</i>	<i>51.18%</i>	<i>48.82%</i>	<i>104.83%</i>

Source: CBMS 2010

<i>Age Group</i>	<i>Male</i>	<i>Female</i>	<i>Both Sexes</i>	<i>Proportion</i>
all ages	1628	1553	3,181	100%
0	2	2	4	0.13%
1	31	27	58	1.82%
2	34	44	78	2.45%
3	43	38	81	2.55%
4	41	45	86	2.70%
5	54	35	89	2.80%
6	35	38	73	2.29%
7	43	33	76	2.39%
8	33	32	65	2.04%
9	21	27	48	1.51%
10	31	30	61	1.92%
11	34	30	64	2.01%
12	24	34	58	1.82%
13	38	34	72	2.26%
14	32	37	69	2.17%
15	21	38	59	1.85%
16	32	44	76	2.39%
17	35	31	66	2.07%
18	28	35	63	1.98%
19	34	29	63	1.98%
20	39	28	67	2.11%
21-25	166	163	329	10.34%
26-30	166	140	306	9.62%
31-35	114	93	207	6.51%
36-40	106	84	190	5.97%
41-45	118	76	194	6.10%
46-50	73	68	141	4.43%
51-55	55	64	119	3.74%
56-60	49	55	104	3.27%
61-65	30	39	69	2.17%
66 & over	66	80	146	4.59%

Source: CBMS 2010

Age Dependency

The total dependency ratio is 55.93 which mean that for every 100 persons in the working age group, 56 persons are dependent on them. The dependency ratio comprised of 30.87% or 982 persons in the young-age group and 5% or 159 persons in the elderly group.



Republic of the Philippines
Province of Benguet
Municipality of La Trinidad
BARANGAY BECKEL

<i>Dependency Ratios</i>	<i>#</i>	<i>% to Total</i>	<i>Ratios</i>
Young-Age Dependency Ratio (0-14)	982	30.87%	48.14
Old-Age Dependency Ratio (65+)	159	5.00%	7.79
Age Dependency Ratio (Total Dependent)	1,141	35.87	55.93
Working Age Group (15-64)	2,040	64.13%	44.07

Source: CBMS 2010

Median Age

The median age of barangay Beckel's total population is 24 years old. This indicates that half of the population belongs to the young population ages 24 years old and below.

Migration

The total number of migrants in Beckel was 550, representing 17.29% of the total population. This is composed of 272 males, representing 49.45% and 278 females, representing 50.55% of the total migrants. The in-migration rate is very high at 159.27 indicating that Beckel is an in-migration area.

<i>Migration by Sex</i>	<i>#</i>	<i>%</i>
Male	272	49.45%
Female	278	50.55%
<i>Total to Population</i>	<i>550</i>	<i>100.00%</i>

Source: CBMS 2010

In-Migration Rate : 159.27

Length of Residency

As to the length of residency in the barangay, 1,202 individuals have stayed in the barangay since birth, representing 37.79% of the total population. A total of 550 people resided in the barangay for a period of 0-5 years, representing 17.29%. Another 331 persons stayed in the barangay for a period of 6-10 years, representing 10.41% of the total.

<i>Length of Residency</i>	<i>#</i>	<i>%</i>
0 - 5 Years	550	17.29%
6 - 10 Years	331	10.41%
11 - 15 Years	226	7.10%
16 - 20 Years	226	7.10%
21 - 25 Years	138	4.34%
26 - 30 Years	120	3.77%
31 - 35 Years	82	2.58%



Republic of the Philippines
Province of Benguet
Municipality of La Trinidad
BARANGAY BECKEL

36 - 40 Years	68	2.14%
41 - 45 Years	65	2.04%
46 - 50 Years	54	1.70%
51 - 55 Years	40	1.26%
56 - 60 Years	34	1.07%
61 - 65 Years	24	0.75%
66 Years and Above	21	0.66%
Since Birth	1,202	37.79%
<i>Total</i>	<i>3,181</i>	<i>100.00%</i>

Source: CBMS 2010

IV. SOCIAL CHARACTERISTICS

A. CULTURAL ATTRIBUTES

Religious Affiliation

Majority of the residents in Beckel belong to Catholic sect with 2,703 members. There were 165 who are members of Protestant sect, which accounted to 5.19%. Individuals who are members of the Assembly of God Church were at 95, representing only 2.99% of the total population.

<i>Religion</i>	<i>#</i>	<i>%</i>
Anglican	4	0.13%
Assembly of God	95	2.99%
Baptist	8	0.25%
Born Again Christian	6	0.19%
Catholic	2,703	84.97%
Church of Christ	3	0.09%
Free Believers	2	0.06%
Iglesia ni Cristo	36	1.13%
Islam	1	0.03%
Jehovah's Witnesses	23	0.72%
Pentecostal	23	0.72%
Protestant	165	5.19%
Revelation of Jesus Christ	4	0.13%
United Church of Christ of the Philippines	16	0.50%
Wesleyan	6	0.19%
Not Stated	74	2.33%
None	12	0.38%
<i>Total</i>	<i>3,181</i>	<i>100.00%</i>

Source: CBMS 2010



Republic of the Philippines
Province of Benguet
Municipality of La Trinidad
BARANGAY BECKEL

Membership to a Community Organization (10 years old and above)

As to membership to community organization, only 795 are members comprised of 407 males and 388 females, representing 31.52% of the total population. Non-members of any organizations were at 1,727, where 883 were males and 844 were females, representing 68.48%.

<i>Membership To A Community Organization</i>	<i>Male</i>	<i>Female</i>	<i>Total</i>	<i>%</i>
Member	407	388	795	31.52%
Non-Member	883	844	1,727	68.48%
<i>Total</i>	<i>1,290</i>	<i>1,232</i>	<i>2,522</i>	<i>100.00%</i>

Source: CBMS 2010

Most of the members of community organization were members of a cooperative at 214, comprised of 135 males and 79 females, representing 26.92%. Civic Association had 153 members, 89 males and 64 females, which accounted to 19.25%. One hundred twenty seven (127) were members of Senior Citizens Association, of which 51 were males and 76 were females, representing 15.97%. Another 126 were members of Youth Group with 63 males and 63 females, representing 15.85% of the total.

<i>Type of Community Organizations</i>	<i>Male</i>	<i>Female</i>	<i>Total</i>	<i>%</i>
Religious Group	20	24	44	5.53%
Youth Group	63	63	126	15.85%
Cultural Group	21	15	36	4.53%
Political Group	0	1	1	0.13%
Women's Organization	0	31	31	3.90%
Agricultural-based Organization	1	1	2	0.25%
Labor Organization	14	0	14	1.76%
Civic Association	89	64	153	19.25%
Cooperative	135	79	214	26.92%
Senior Citizens Association	51	76	127	15.97%
Others	13	34	47	5.91%
<i>Total</i>	<i>407</i>	<i>388</i>	<i>795</i>	<i>100.00%</i>

Source: CBMS 2010

Ethnicity

Majority of the residents in Beckel or 1,612 were Kankanaeys. Ibaloi ethnic group comes in second with 847, representing 26.63%. There were 170 people who are Kalanguya, representing 5.34%. The rest of the population belongs to other indigenous groups.



Republic of the Philippines
Province of Benguet
Municipality of La Trinidad
BARANGAY BECKEL

<i>Indigenous Group</i>	<i>#</i>	<i>%</i>	<i>Indigenous Group</i>	<i>#</i>	<i>%</i>
Aeta	3	0.09%	Kabihug	1	0.03%
Aeta-Abiyan	1	0.03%	Kalanguya	170	5.34%
Ati	1	0.03%	Kalinga	3	0.09%
Badjao	2	0.06%	Kankanaey	1,612	50.68%
Bago	3	0.09%	Mangyan	4	0.13%
Bontoc	5	0.16%	Subanen	3	0.09%
Gaddang	1	0.03%	Tagalog	7	0.22%
Ibaloi	847	26.63%	Tagbanuas	4	0.13%
Ibanag	6	0.19%	Teduray	2	0.06%
Ifugao	10	0.31%	Not Stated	48	1.51%
Ikalahan	3	0.09%	No Indigenous Tribe	433	13.61%
Ilocano	11	0.35%			
Ivatan	1	0.03%	<i>Total</i>	<i>3,181</i>	<i>100.00%</i>

Source: CBMS 2010

B. EDUCATION

Literacy (10 years old and above)

Beckel has a high literacy rate of 96.15% of the population aged 10 year old and above. This comprised of 2,425 individuals with 1,247 males and 1,178 females. There were 97 persons who are illiterate with 43 males and 54 females, representing 3.85% of the total.

<i>Literacy by Sex</i>	<i>Male</i>	<i>Female</i>	<i>Total</i>	<i>%</i>
Literate	1,247	1,178	2,425	96.15%
Illiterate	43	54	97	3.85%
<i>Total</i>	<i>1,290</i>	<i>1,232</i>	<i>2,522</i>	<i>100.00%</i>

Source: CBMS 2010

Out of the total population, only 994 persons or 31.25% are still attending school, of which 475 were males and 519 were females. Persons not attending school were at 2,187, comprising 1,153 males and 1,034 females, representing 68.75% of the total population.

<i>Attending School by Sex</i>	<i>Male</i>	<i>Female</i>	<i>Total</i>	<i>%</i>
Attending School	475	519	994	31.25%
Not attending School	1,153	1,034	2,187	68.75%
<i>Total</i>	<i>1,628</i>	<i>1,553</i>	<i>3,181</i>	<i>100.00%</i>

Source: CBMS 2010



Republic of the Philippines
 Province of Benguet
Municipality of La Trinidad
BARANGAY BECKEL

Educational Attainment of Population Aged 3 years old and above

As to educational Attainment, there were 323 individuals who had never been to school with 156 males and 167 females. This represents 10.62% of the total population aged 3 years old and above. Seventy nine persons were able to go to day care with 42 males and 37 females, which accounted to 2.60%. Sixty (60) people were able to enter nursery or kindergarten or preparatory, where 38 were males and 22 were females, representing only 1.97%.

A total of 549 persons were able to enter elementary with 307 males and 242 females. Out of 549, 282 persons were able to graduate from elementary. It consists of 151 males and 131 females, representing 9.27%. There were 517 who were able enter high school, 274 males and 243 females. At least 497 were able to graduate from high school with 265 males and 232 females, representing 16.34%.

There were 331 people who were able to reach college, where 156 were males and 175 were females. Two hundred seventy six (276) were able to graduate from college with 101 males and 175 females, which accounted to 9.08%. Five (5) individuals were able to obtain units in masters or doctorates with 2 males and 3 females, representing 0.16%. There were 7 individuals who were able to finish their doctors and or Masters Degree. There were 2 males and 5 females, representing 0.23% of the total.

<i>Educational Attainment (3 years old and above)</i>	<i>Male</i>	<i>Female</i>	<i>Total</i>	<i>%</i>
No Grade	156	167	323	10.62%
Day Care	42	37	79	2.60%
Nursery/Kindergarten/Preparatory	38	22	60	1.97%
Grade 1	56	42	98	3.22%
Grade 2	42	35	77	2.53%
Grade 3	65	43	108	3.55%
Grade 4	50	58	108	3.55%
Grade 5	62	40	102	3.35%
Grade 6/7	32	24	56	1.84%
Elementary Graduate	151	131	282	9.27%
1st Year High School	87	57	144	4.74%
2nd Year High School	106	84	190	6.25%
3rd Year High School	59	82	141	4.64%
4th/5th Year High School	22	20	42	1.38%
High School graduate	265	232	497	16.34%
1st year Post Secondary	20	10	30	0.99%
2nd year Post Secondary	9	6	15	0.49%
3rd year Post Secondary	7	3	10	0.33%
Post Secondary graduate	30	29	59	1.94%
1st year College	51	45	96	3.16%
2nd year College	52	68	120	3.95%



Republic of the Philippines
Province of Benguet
Municipality of La Trinidad
BARANGAY BECKEL

3rd year College	33	43	76	2.50%
4th year College or higher	20	19	39	1.28%
College graduate	101	175	276	9.08%
With units Masters/Doctors	2	3	5	0.16%
Doctors/Masters degree	2	5	7	0.23%
Not Stated	1	0	1	0.03%
<i>Total</i>	<i>1,561</i>	<i>1,480</i>	<i>3,041</i>	<i>100.00%</i>

Source: CBMS 2010

Educational Attainment of those in School

From those who are attending school, there were 81 children attending day care with 44 males and 37 females, representing 8.15% of those attending school. Nursery or kindergarten/preparatory had 75 enrollees, 43 of them were males and 32 were females, which accounted for 7.55%. Grade 1 had the greatest number of enrollees from the grade level with 75 enrolled children, where 38 were males and 37 were females, representing 7.55%. Grade 4 had 69 enrollees with 37 males and 32 females, representing 6.94%.

At most, first year high school had 81 enrolled students with 37 males and 44 females, representing 8.15%. Sixty three (63) students were enrolled in Second Year high school, where 29 were males and 34 were females and which accounted to 6.34%. Third Year high school had 69 enrollees, which comprised of 27 males and 42 females, representing 6.94%. Another 69 students were enrolled in fourth year high school with 23 males and 46 females, which accounted to 6.94% of the total.

For college level, there were 62 who were enrolled in First Year College with 30 males and 32 females, representing 6.24%. Forty (40) individuals were enrolled in Second Year College, where 17 were males and 23 were females, which accounted to 4.02%. Thirty nine (39) were enrolled in Third Year College with 16 males and 23 females, representing 3.92%. Only 19 were in fourth Year College, 5 males and 15 females, representing 1.91%. Only one female is enrolled with some units for masters or doctors, representing 0.10%.

<i>Grade/Year Level of those going to school</i>	<i>Male</i>	<i>Female</i>	<i>Total</i>	<i>%</i>
Day Care	44	37	81	8.15%
Nursery/Kindergarten/Preparatory	43	32	75	7.55%
Grade 1	38	37	75	7.55%
Grade 2	33	30	63	6.34%
Grade 3	27	25	52	5.23%
Grade 4	37	32	69	6.94%
Grade 5	28	34	62	6.24%
Grade 6/7	32	29	61	6.14%
1st Year HS	37	44	81	8.15%
2nd Year HS	29	34	63	6.34%
3rd Year HS	27	42	69	6.94%



Republic of the Philippines
Province of Benguet
Municipality of La Trinidad
BARANGAY BECKEL

4th/5th Year HS	23	46	69	6.94%
1st year PS	6	1	7	0.70%
2nd year PS	1	3	4	0.40%
3rd year PS	2	0	2	0.20%
1st year College	30	32	62	6.24%
2nd year College	17	23	40	4.02%
3rd year College	16	23	39	3.92%
4th year College or higher	5	14	19	1.91%
Post Graduate with Units	0	1	1	0.10%
<i>Total</i>	<i>475</i>	<i>519</i>	<i>994</i>	<i>100.00%</i>

Source: CBMS 2010

Attending School by Age Group (3 to 21 years old)

There were 1,327 individuals who belong to the school going age of 3 to 21 years old in the barangay. This comprised of 658 males and 659 females. A total of 956 persons were in school, representing 72.59% of the total number of persons aged 3 to 21 years old. There were 361 individuals who were not in school, representing 27.41%.

For ages suitable for pre-school, most of them were not in school. For those in elementary ages 6 to 12 years old, at least more than 95% of them were in school except for those in 6 years old bracket where only 82% were in school. For those in ages suitable for high school, most of them or at least 91% were in school except for age bracket 16 years old where only 83% were in school. Those ages appropriate for college, there were less compared to those in the lower school levels.

Age Group	Sex			In School		Out of School	
	Male	Female	Total	#	% To Age Group	#	% To Age Group
3	43	38	81	3	3.70%	78	96.30%
4	41	45	86	26	30.23%	60	69.77%
5	54	35	89	60	67.42%	29	32.58%
6	35	38	73	60	82.19%	13	17.81%
7	43	33	76	72	94.74%	4	5.26%
8	33	32	65	63	96.92%	2	3.08%
9	21	27	48	47	97.92%	1	2.08%
10	31	30	61	60	98.36%	1	1.64%
11	34	30	64	63	98.44%	1	1.56%
12	24	34	58	56	96.55%	2	3.45%
13	38	34	72	68	94.44%	4	5.56%
14	32	37	69	67	97.10%	2	2.90%
15	21	38	59	54	91.53%	5	8.47%
16	32	44	76	63	82.89%	13	17.11%
17	35	31	66	50	75.76%	16	24.24%



Republic of the Philippines
Province of Benguet
Municipality of La Trinidad
BARANGAY BECKEL

18	28	35	63	49	77.78%	14	22.22%
19	34	29	63	36	57.14%	27	42.86%
20	39	28	67	35	52.24%	32	47.76%
21	40	41	81	24	29.63%	57	70.37%
3-31	658	659	1,317	956	72.59%	361	27.41%
22-25	38	24	62	31	50.00%	31	50.00%
26-30	166	140	306	5	1.63%	301	98.37%
31-35	114	93	207	2	0.97%	205	99.03%
36 & over	497	466	963	1	0.10%	962	99.90%
<i>Total</i>	<i>1,473</i>	<i>1,382</i>	<i>2,855</i>	<i>995</i>		<i>1,860</i>	

Source: CBMS 2010

Educational Facilities and Enrollment

<i>School Level</i>	<i>Name of School</i>	<i>Enrollment (2011-12)</i>	<i>Category</i>
Elementary	Beckel Elementary School	480	Public
	Lamut Elementary School	220	Public
High School	Eastern La Trinidad National High School	435	Public
Technical Vocational	Talaria Academy for Learning English Inc.		Private

Source: DepEd-LT, TESDA, 2012

Type of School Enrolled In

From those attending school, 785 students were enrolled in public schools, which accounted to 78.97% of the total number of those in school. There were 209 enrollees in private schools, representing 21.03%.

<i>School Type</i>	<i>Total</i>	<i>%</i>
Public School	785	78.97%
Private School	209	21.03%
<i>Total</i>	<i>994</i>	<i>100.00%</i>

Source: CBMS 2010

Sports and Recreational Facilities : Beckel Elementary School Playground
Lamut Elementary School Playground

C. HEALTH

Health Facilities

The Barangay Health Station of Beckel is located beside Central Beckel Elementary School. The midwife holds clinic on Tuesday, Wednesday and Thursday and conducts home visits every Mondays and morning of Friday. Private clinics and hospitals are available at nearby Baguio City which is more accessible by the residents in the community.



Republic of the Philippines
Province of Benguet
Municipality of La Trinidad
BARANGAY BECKEL

Treatment for Sickness

In year 2010, a total of 721 individuals who got sick were recorded. Out of 721 individuals, only 179 members of the household were able to avail medical treatment, representing 23.37%. Some 542 members did not avail of any medical treatment, representing 70.76%. There were 44 households who had members who did not get sick, which accounted to 5.74%.

<i>Availed of Treatment/Cure For Sickness</i>	<i>#</i>	<i>%</i>
Yes	179	23.37%
No	542	70.76%
Did Not Get Sick	44	5.74%
Not Stated	1	0.13%
<i>Total</i>	766	100.00%

Source: CBMS 2010

Access to Health Facilities

Out of 179 who availed treatment, most or 108 patients availed of treatment in the provincial public hospitals, representing 60.34%. There were 41 patients who availed medical treatment in private clinics or hospitals, which accounted to 22.91%. Twenty three (23) patients availed of medical treatment from municipal or city public hospitals, representing 12.85%.

<i>Place Where Received Treatment</i>	<i>#</i>	<i>%</i>
Public Hospital (provincial)	108	60.34%
Public Hospital (municipal/city)	23	12.85%
Public Hospital (district)	0	0.00%
Public Hospital (national)	1	0.56%
Private Hospital/Clinic	41	22.91%
Rural Health Units	1	0.56%
Barangay Health Station/Center	0	0.00%
Non-medical/Non-trained Hilot/Personnel	0	0.00%
Others	5	2.79%
<i>Total</i>	179	100.00%

Source: CBMS 2010

Mortality

As of 2010, 8 deaths were recorded in the community. There were 2 males who died due to disease of the heart, 2 male casualties due to disease of the vascular system, 3 casualties of cancer and a casualty due to other cause.

<i>Cause of Death</i>	<i>Male</i>	<i>Female</i>	<i>Total</i>	<i>%</i>
Diseases of the heart	2	0	2	25.00%
Diseases of the vascular system	2	0	2	25.00%
Cancer	0	3	3	37.50%
Others	0	1	1	12.50%
<i>Total</i>	4	4	8	100.00%

Source: CBMS 2010



Republic of the Philippines
 Province of Benguet
Municipality of La Trinidad
BARANGAY BECKEL

Nutritional Status of Children (0 to 5 years old)

As per records of the Municipal Health Office in 2012, a total of 482 children ages 0 to 5 years old. This is composed of 222 males and 260 females. Out of the 482 children, there were 476 children of normal weight, (220 males and 256 females), representing 98.76%. Two (2) children, a male and a female were overweight, representing 0.41%. Four children, a male and 3 females were severely underweight, representing 0.83% of the total.

<i>Nutritional Status of Children 0-5 Years Old</i>	<i>Male</i>	<i>Female</i>	<i>Total</i>	<i>%</i>
Overweight	1	1	2	0.41%
Normal	220	256	476	98.76%
Underweight	1	3	4	0.83%
Severely Underweight	0	0	0	0.00%
<i>Total</i>	<i>222</i>	<i>260</i>	<i>482</i>	<i>100.00%</i>

Source: MHO 2012

Family Planning Methods Usage

Out of 444 numbers of couples, there were 431 married women of child-bearing age. Couples practicing family planning accounted to 254, representing 57.21% of the total number of couples.

<i>Number of Couples</i>	:	<i>444</i>
<i>Number of Married Women of Child-bearing Age</i>	:	<i>431</i>
<i>Couples Practicing Family Planning</i>	:	<i>254</i>

Most of the couples who practice family planning used pills as family planning method, representing 44.88%. Forty six (46) couples adapted tubal ligation, representing 18.11%. The Standard Days Method was used by 33 couples, which accounted to 12.99%. Another 30 couples use Injectable, representing 11.81% of the total.

<i>Family Planning Method</i>	<i>#</i>	<i>%</i>
Barrier Method	9	3.54%
Basal Body Temperature	1	0.39%
Billings Ovulation Method	4	1.57%
Injectable	30	11.81%
IUD	8	3.15%
Lactational Amenorrhea Method	0	0.00%
Pills	114	44.88%
Standard Days Method	33	12.99%
Symothermal Method	4	1.57%
Tubal Ligation	46	18.11%
Vasectomy	0	0.00%
Don't Know	1	0.39%
Others	4	1.57%
<i>Total</i>	<i>254</i>	<i>100.00%</i>

Source: CBMS 2010



Republic of the Philippines
 Province of Benguet
Municipality of La Trinidad
BARANGAY BECKEL

Contraceptive Prevalence Rate : 58.93% of Currently Married Women (CWM)
 15-49 Years Old Use Contraceptive Methods

: 57.77% of CWM 15-49 Years Old Use
 Modern Contraceptive Method

: 1.16% of CWM 15-49 Years Old Use
 Traditional Contraceptive Method

Environment Sanitation

Solid Waste Management

Waste Generation. A total of 3 metric tons (mt) of waste were generated daily at barangay Beckel. This is composed of 1.70 metric tons from residential area, 1.02 metric tons from institutions, 0.21 metric tons from business establishments and 0.19 metric tons from farms.

<i>Estimated Total Waste Generated</i> : 3 metric tons(mt) daily			
Residential	: 1.70 mt	Commercial	: 0.21 mt
Institutional	: 1.02 mt	Agriculture	: 0.19 mt
Markets	: 0.00 mt		

Source: MPDO Estimate based on 0.534 kg/person/day

System of Garbage Disposal. As to system of garbage disposal, there were different ways to dispose garbage adapted by the residents of Beckel. Most of the households or 640 of them adapted garbage collection, which accounted to 83.55%. Waste segregation was done by 472 households, representing 61.62%. Three hundred fifty three (353) households recycle their garbage, representing 46.08%.

<i>System of Garbage Disposal</i>	<i>#</i>	<i>%</i>
Garbage Collection	640	83.55%
Burning	290	37.86%
Composting	332	43.34%
Recycling	353	46.08%
Waste Segregation	472	61.62%
Compost Pit with Cover	43	5.61%
Compost Pit without Cover	98	12.79%
Others	3	0.39%

Source: CBMS 2010



Republic of the Philippines
Province of Benguet
Municipality of La Trinidad
BARANGAY BECKEL

Garbage Collection. The municipal garbage collectors collected most of the households' garbage. There were 629 households whose garbage was collected by the municipal garbage collectors, representing 82.11% of the total. Only 3 households said that their garbage were collected by the barangay garbage collectors, representing 0.39%. One hundred twenty six (126) households said that they were not serviced by any garbage collector at all, representing 16.45% of the total.

<i>Who Collects the Garbage</i>	<i>#</i>	<i>%</i>
Municipal/ Garbage Collector	629	82.11%
Barangay Garbage Collector	3	0.39%
Private Garbage Collector	0	0.00%
Not Stated	8	1.04%
None	126	16.45%
<i>Total</i>	<i>766</i>	<i>100.00%</i>

Source: CBMS 2010

Collection Frequency. The municipal garbage collector's schedule to haul garbage in Beckel is during Thursdays and Saturdays. Most or 620 households brought out their garbage for collection once a week, representing 80.94%. Fourteen (14) households said that their garbage were being collected daily, representing 1.83%. Six (6) households' said that their garbage were collected thrice a week, representing 0.78% of the total.

<i>Frequency of Garbage Collection</i>	<i>#</i>	<i>%</i>
Daily	14	1.83%
Thrice a Week	6	0.78%
Twice a Week	0	0.00%
Once a Week	620	80.94%
Others	0	0.00%
None	126	16.45%
<i>Total</i>	<i>766</i>	<i>100.00%</i>

Source: CBMS 2010

Sanitation Facilities

As to toilet facility, 526 households have their own water-sealed flush toilets with septic tanks, representing 68.67% of the total households. One hundred eight (108) households shared with others' septic tank, representing 14.10%. There were still households who use pits, 87 of them used closed pits and 42 households used open pits. This represents 11.36% and 5.48% respectively.

<i>Kind of Toilet Facility</i>	<i>#</i>	<i>%</i>
Water-sealed Flush to Sewerage/Septic Tank- own	526	68.67%
Water-sealed Flush to Sewerage/Septic Tank- shared	108	14.10%
Close Pit	87	11.36%
Open Pit	42	5.48%
No Toilet	3	0.39%
<i>Total</i>	<i>766</i>	<i>100.00%</i>

Source: CBMS 2010



Republic of the Philippines
Province of Benguet
Municipality of La Trinidad
BARANGAY BECKEL

D. HOUSING

Residential Construction

From the records of the Municipal Engineering Office in 2012, there were 8 new buildings constructed in the barangay. This represents 2.12% of the total number of new buildings constructed in the municipality of La Trinidad.

House Ownership

As to house ownership, majority or 84.33% of the total households own the house and lot they occupy. Some 67 households lived in a rent-free house and lot with the consent of the owner, representing 8.75%. There were 28 households who rent a house or room including lot, which accounted to 3.66%. Households who own house with rent-free lot with the consent of the owner were at 18, representing 2.35% of the total.

<i>Households by Tenure Status</i>	<i>#</i>	<i>%</i>
Owner, owner-like possession of house and lot	646	84.33%
Rent house/room including lot	28	3.66%
Own house/rent lot	0	0.00%
Own house, rent-free lot with consent of owner	18	2.35%
Own house, rent-free lot without consent of owner	5	0.65%
Rent-free house and lot with consent of owner	67	8.75%
Rent-free house and lot without consent of owner	1	0.13%
Other tenure status	1	0.13%
<i>Total</i>	<i>766</i>	<i>100.00%</i>

Source: CBMS 2010

Average Imputed Rent per Month for the House and Lot: P2,800

Minimum Imputed Rent : P100

Maximum Imputed Rent : P36,000

Construction Materials of Housing Units

According to materials used for walls of houses, 641 households have dwelling units, whose walls were made of strong materials, representing 83.68%. Walls made up of mixed materials but predominantly strong were at 103 representing 13.45%. There were 19 households or 2.48% who have walls made of light materials.

<i>Households by Type of Materials Used for Walls</i>	<i>#</i>	<i>%</i>
Strong Materials	641	83.68%
Light Materials	19	2.48%
Salvaged/Makeshift Materials	1	0.13%
Mixed but Predominantly Strong	103	13.45%
Mixed but Predominantly Light	1	0.13%
Mixed but Predominantly Salvage	0	0.00%
Not Stated	1	0.13%
<i>Total</i>	<i>766</i>	<i>100.00%</i>

Source: CBMS 2010

Imputed Rent: If those house and lot is owned or being used for free, the imputed rent refers to the amount the owner would charge to rent the housing unit.



Republic of the Philippines
Province of Benguet
Municipality of La Trinidad
BARANGAY BECKEL

As to type of materials used for the roof, most of the households or 672 have roofs made of strong materials, representing 87.73% of the total households. There were 74 households whose roofs were made of mixed materials but predominantly strong, representing 9.66%. Roofs of 16 household dwellings were made up of light materials, which accounted to 2.09%.

<i>Households by Type of Materials Used for Roof</i>	<i>#</i>	<i>%</i>
Strong Materials	672	87.73%
Light Materials	16	2.09%
Salvaged/Makeshift Materials	2	0.26%
Mixed but Predominantly Strong	74	9.66%
Mixed but Predominantly Light	1	0.13%
Mixed but Predominantly Salvage	0	0.00%
Not Stated	1	0.13%
<i>Total</i>	<i>766</i>	<i>100.00%</i>

Source: CBMS 2010

Households Conveniences

The Radio/Radio Cassette is the most commonly owned appliances of 682 households, representing 89.03% of the total households. This is followed by Television with 651 households, representing 84.99%. The LPG Gas Stove/Range is owned by 645 households, which accounted to 84.20%.

Five hundred eighty four (584) households owned mobile or cellular phones, which accounted to 76.24%. The CD/VCD/DVD Player is owned by 575 households, representing 75.07%. There were 439 households who owned refrigerator or freezer, representing 57.31% of the total.

<i>Households With Appliances/Durables</i>	<i>#</i>	<i>%</i>
Radio/Radio Cassette	682	89.03%
Television	651	84.99%
CD/VCD/DVD	575	75.07%
Stereo/Component	147	19.19%
Karaoke	82	10.70%
Refrigerator/Freezer	439	57.31%
Electric Fan	86	11.23%
Electric Iron	354	46.21%
LPG Gas Stove/Range	645	84.20%
Washing Machine	339	44.26%
Microwave Oven	129	16.84%
Personal Computer	155	20.23%
Mobile Phone/Cellular Phone	584	76.24%
Landline Telephone	49	6.40%
Air-conditioner	32	4.18%
Sewing Machine	50	6.53%
Car, Jeep, Motorcycle & Other Motorized Vehicles	155	20.23%

Source: CBMS 2010



Republic of the Philippines
Province of Benguet
Municipality of La Trinidad
BARANGAY BECKEL

E. SOCIAL WELFARE

Day Care Center Facilities

Beckel Day Care Center
Lamut Day Care Center

Balangbang Day Care Center

Clientele Groups

Solo Parents

There were 45 solo parents recorded in the barangay wherein 22 were males and 23 were females. Eighteen (18) were solo parents due to non-marriage, of which 11 were males and 7 were females, representing 40% of the total solo parents. Abandonment of spouse was accounted to 12 solo parents, 5 males and 7 females, representing 26.67%. Seven (7) individuals were solo parents due to death of spouse with 2 males and 5 females, representing 15.56% of the total.

<i>Reasons For Being A Solo Parent</i>	<i>Male</i>	<i>Female</i>	<i>Total</i>	<i>%</i>
Death of Spouse	2	5	7	15.56%
Imprisonment of Spouse	0	2	2	4.44%
Mental or Physical Incapacity of Spouse	0	1	1	2.22%
Legal Separation from Spouse for At least One Year	2	0	2	4.44%
Annulment of Marriage	1	0	1	2.22%
Abandonment of Spouse for At least One Year	5	7	12	26.67%
Unmarried Mother/Father Who Preferred to Keep the Child Instead of Others Caring for Her/him	11	7	18	40.00%
Other Reason	1	1	2	4.44%
<i>Total</i>	<i>22</i>	<i>23</i>	<i>45</i>	<i>100.00%</i>

Source: CBMS 2010

Persons with Disability

There were 30 persons with disability in the community, where 25 were males and 5 were females. Three individuals have hardship of hearing, 2 males and a female, representing 10% of the total number of persons with disability. Low vision accounted to only 2 males, representing 6.67%. Another 2 individuals, a male and a female, were totally deaf, representing 6.67%.



Republic of the Philippines
Province of Benguet
Municipality of La Trinidad
BARANGAY BECKEL

<i>Persons With Disability By Type</i>	<i>Male</i>	<i>Female</i>	<i>Total</i>	<i>%</i>
Total Blindness	1	0	1	3.33%
Low Vision	2	0	2	6.67%
Totally Deaf	1	1	2	6.67%
Partially Deaf	2	0	2	6.67%
Hard of Hearing	2	1	3	10.00%
One Leg	2	0	2	6.67%
No legs	1	0	1	3.33%
Mild Cerebral Palsy	1	0	1	3.33%
Regularly Intellectually Impaired	1	0	1	3.33%
Severely Intellectually Impaired	1	1	2	6.67%
Regularly Impaired by Mental Illness	1	1	2	6.67%
Regularly Multiple Impaired	1	0	1	3.33%
Severely Multiple Impaired	2	0	2	6.67%
Others	7	1	8	26.67%
<i>Total</i>	25	5	30	100.00%

Source: CBMS 2010

Disabilities of 17 individuals were due to illness, where 15 were males and 2 were females, representing 56.67% of the total number of persons with disability. There were 6 disabled persons whose disability was due to accident with 5 males and a female, which represents 20%. Disabilities of 5 individuals, 4 males and a female were in-born, which accounted to 16.67%.

<i>Cause Of Disability</i>	<i>Male</i>	<i>Female</i>	<i>Total</i>	<i>%</i>
In-born	4	1	5	16.67%
Illness	15	2	17	56.67%
Accident	5	1	6	20.00%
Others	1	1	2	6.67%
<i>Total</i>	25	5	30	100.01%

Source: CBMS 2010

Out of 30 persons with disability, only 8 individuals were able to receive assistance from different sources. There were 4 individuals who availed medical assistance, representing 13.33% of the total. Financial assistance was availed by 2 persons with disability, which accounted to 6.67%. Another 2 persons received other kinds of assistance, representing 6.67%. Five (5) persons with disability availed assistance from the government and three were beneficiaries of others.

<i>Assistance Received</i>	<i>#</i>	<i>%</i>
Medical Assistance	4	13.33%
Financial Assistance	2	6.67%
Others	2	6.67%
<i>Total</i>	8	26.67%

<i>Source of Assistance Received</i>	<i>#</i>	<i>%</i>
Government	5	16.67%
NGO	0	0.00%
Others	3	10.00%
<i>Total</i>	8	26.67%

Source: CBMS 2010



Republic of the Philippines
Province of Benguet
Municipality of La Trinidad
BARANGAY BECKEL

Senior Citizen

There were 181 senior citizens in the community. There were 117 males and 64 females, representing 5.69% of the total population. Majority or 121 senior citizens have their identification cards wherein 74 were males and 47 were females. There were 60 seniors who do not have identification cards, of which 43 of them were males and 17 were females, representing 33.15% of the total.

<i>Senior Citizen ID Usage</i>	<i>Male</i>	<i>Female</i>	<i>Total</i>	<i>%</i>
Members Who Has Able To Use ID	41	18	59	32.60%
With Identification Card	74	47	121	66.85%
Without Identification Card	43	17	60	33.15%
<i>Total</i>	<i>117</i>	<i>64</i>	<i>181</i>	<i>5.69%</i>

Source: CBMS 2010

Access to Government Programs

Majority of the households in the community or 641 households were able to benefit from various types of Government programs. At most, 220 households were recipients of Health Assistance program, representing 34.32%. There were 163 households who are recipients of Credit program, which represents 25.43%. Forty nine (49) households are beneficiaries of Philhealth for Indigents program, representing 7.64%. As to effect of the Government programs, 96% of the recipients said that the effects of the programs were good.

<i>Types of Programs Received/Availed by the HHs</i>	<i>#</i>	<i>%</i>
Philhealth for Indigents	49	7.64%
Supplemental Feeding Program	6	0.94%
Health assistance program	220	34.32%
Education / scholarship program	31	4.84%
Skills or livelihood training program	7	1.09%
Housing program	18	2.81%
Credit program	163	25.43%
Other types of program, specify	147	22.93%
<i>Total</i>	<i>641</i>	<i>100.00%</i>

Source: CBMS 2010

<i>Program Effect Rating</i>	<i>#</i>	<i>%</i>
Positive	618	96.41%
No Effect	23	3.59%
Negative Effect	0	0.00%
<i>Total</i>	<i>641</i>	<i>100.00%</i>

Source: CBMS 2010



Republic of the Philippines
Province of Benguet
Municipality of La Trinidad
BARANGAY BECKEL

F. PUBLIC SAFETY

Peace and order

The Philippine National Police of La Trinidad recorded 20 incidents of crime in barangay Beckel last 2012. Vehicular accidents accounted to 5 incidents, representing 25% of the total crimes which occurred in the community. There were 4 incidents of physical injuries and 3 incidents of crimes related to special laws, representing 20% and 15% respectively.

<i>Victims of Crime</i>	<i>#</i>	<i>%</i>
Child Abuse	1	5.00%
Other Non-index	2	10.00%
Physical Injuries	4	20.00%
Rape	2	10.00%
Robbery	1	5.00%
Special Laws	3	15.00%
Theft	2	10.00%
Vehicular Accidents	5	25.00%
<i>Total</i>	<i>20</i>	<i>100.00%</i>

Source: PNP-La Trinidad, 2012 data

Calamity

There were 214 households who said that they were affected by natural and/or man-made disasters. Most of them or 210 households were affected by typhoon, representing 98.13%. Two households were victims of flood. Only 1 household was affected by drought, representing 0.47% of the total households.

<i>Types of Calamities</i>	<i>#</i>	<i>%</i>
Typhoon	210	98.13%
Flood	2	0.93%
Drought	1	0.47%
Earthquake	0	0.00%
Volcanic Eruption	0	0.00%
Armed Conflict	0	0.00%
Fire	0	0.00%
Others	1	0.47%
<i>Total</i>	<i>214</i>	<i>100.00%</i>

Source: CBMS 2010



Republic of the Philippines
Province of Benguet
Municipality of La Trinidad
BARANGAY BECKEL

V. ECONOMY

A. SOURCES OF INCOME

Entrepreneurial Activities

A total of 651 households were engaged in entrepreneurial activities for income. Most of the households or 300 households were engaged in crop farming and gardening with an average income of ₱165,154 annually, representing 39.16% of the total households. There were 140 households who are engaged in wholesale and retail trade activities with an average annual income of ₱80,334, which accounted to 18.28%. Households who are engaged in livestock and poultry raising were at 52 having an average annual income of ₱26,521, representing 6.79%.

There were 47 households who were engaged in transportation, storage and communication services having an average income of ₱107,377 annually, representing 6.14%. Mining and quarrying accounted to 36 households with an average annual income of ₱61,083, representing 4.70%. Another 32 households were engaged in construction sector with ₱76,516 average annual income, representing 4.18%.

<i>Entrepreneurial Activities by Income</i>	<i>Households</i>		<i>Income (₱)</i>		
	<i>#</i>	<i>%</i>	<i>Minimum</i>	<i>Average</i>	<i>Maximum</i>
Crop Farming and Gardening	300	39.16%	₱300	₱165,154	₱2,400,000
Livestock and Poultry Raising	52	6.79%	300	26,521	540,000
Fishing Activities	0	0.00%	0	0	0
Forestry and Hunting Activities	0	0.00%	0	0	0
Wholesale & Retail Trade Activities	140	18.28%	250	80,334	780,000
Manufacturing Activities	8	1.04%	5,000	282,125	2,000,000
Community, Social & Personal	18	2.35%	24,000	127,758	500,000
Transportation, Storage, and Communication Services	47	6.14%	100	107,377	360,000
Mining and Quarrying Activities	36	4.70%	5,000	61,083	400,000
Construction	32	4.18%	10,000	76,516	480,000
Other Activities	18	2.35%	100	63,089	300,000
<i>Total</i>	<i>651</i>				

Source: CBMS 2010

Salaries and Wages

There were 356 households who are wage earners having an average income of ₱111,962 annually, representing 46.48% of the total households.

<i>Salaries and Wages by Income</i>	<i>Households</i>		<i>Income (₱)</i>		
	<i>#</i>	<i>%</i>	<i>Minimum</i>	<i>Average</i>	<i>Maximum</i>
Salaries and Wages	356	46.48%	₱1,000	₱111,962	₱1,080,000

Source: CBMS 2010



Republic of the Philippines
Province of Benguet
Municipality of La Trinidad
BARANGAY BECKEL

Additional Source of Income

A total of 743 households have other source of income aside from their main source of income. There were 162 households who received remittances from Overseas Filipino Workers with an average annual income of ₱103,574. Households who received cash receipts, supports, assistance and relief from domestic sources were at 133 with an average income of ₱11,463 annually. Some 128 households have additional income from share received from crops, livestock and poultry raised by other households with an average income of ₱16,763 annually.

There were 107 households who had additional income from cash receipts, supports, assistance and relief received from abroad, of which the average annual income is ₱14,010. Eighty (8) households received dividends from investment having ₱3,005 average annual income. Forty nine (49) households have additional income from retirement pensions with an average annual income of ₱82,606.

<i>Additional Sources of Income</i>	<i>Number of HHs</i>	<i>Minimum Income</i>	<i>Average Income</i>	<i>Maximum Income</i>
Net Share of Crops, Livestock, and Poultry Raised by Other Households	128	₱200	₱16,763	₱360,000
Remittances from Overseas Filipino Workers	162	500	103,574	1,500,000
Receipts from Abroad	107	120	14,010	130,000
Receipts from Domestic Sources	133	125	11,463	160,000
Rentals Received	39	1,500	37,405	250,000
Interest Earned	20	1,000	9,310	30,000
Pension and Retirement Received	49	2,500	82,606	600,000
Dividends from Investment	80	134	3,005	18,531
Other Sources	25	700	137,056	2,500,000
<i>Total</i>	<i>743</i>			

Source: CBMS 2010

Annual Per Capita Poverty Threshold

There were 117 households who have annual per capita income of less than poverty threshold which is ₱15,820. The annual per capita poverty threshold is the minimum annual income required to be spent by each member of the family to satisfy their nutritional requirements and other basic needs. Nonetheless, there were no households who experienced food shortage for the past three months.

Agriculture

There were 300 households who were engaged in agriculture, which accounted to 39.16% of the total number of households in Beckel.



Republic of the Philippines
 Province of Benguet
Municipality of La Trinidad
BARANGAY BECKEL

Tenure Status. Out of 300 farmers, 227 of them owned the land they were working on, representing 75.67% of the total. Thirty seven (37) farmers rent the agricultural land they were tilling, representing 12.33%. Another 36 farmers worked on agricultural land they do not actually own but with the permission or consent of the owner, which accounted to 12%.

<i>Tenure Status (Agricultural Land)</i>	<i>#</i>	<i>%</i>
Owned or owner-like possession	227	75.67%
Rent	37	12.33%
Not owned but with consent of owner	36	12.00%
Not owned and without consent of owner	0	0.00%
Other	0	0.00%
<i>Total</i>	<i>300</i>	<i>100.00%</i>

Source: CBMS 2010

Agricultural Land Area. Most of the farmers or 265 of them worked on an agricultural land area less than 1 hectare, representing 88.33% of the total farmers. There were 34 farmers who cultivated 1 to 3 hectares of agricultural land, which accounted to 11.33%. Only one household worked on an agricultural land area which is more than 5 hectares, representing 0.33% of the total.

<i>Area of Agricultural Land</i>	<i>#</i>	<i>%</i>
Less Than 1 Hectare	265	88.33%
1 - 3 Hectares	34	11.33%
3.1 - 5 Hectares	0	0.00%
More Than 5 Hectares	1	0.33%
Not Specified	0	0.00%
<i>Total</i>	<i>300</i>	<i>100.00%</i>

Source: CBMS 2010

Agricultural Implements. There were 1,054 or 92.38% of the farmers who owned the equipment or facilities they used. Eighty seven (87) farmers do not own the equipment or facilities they used in the farm, which accounted to 7.62%. There were 259 farmers who owned a plow, representing 22.70%. Some 235 or 20.60% farmers used harrow. The insecticide or pesticide sprayer is used by 234 farmers, which represents 20.51%.

<i>Ownership of Equipment/Facilities</i>	<i>#</i>	<i>%</i>
Yes	1,054	92.38%
No	87	7.62%
<i>Total</i>	<i>1,141</i>	<i>100.00%</i>

Source: CBMS 2010



Republic of the Philippines
Province of Benguet
Municipality of La Trinidad
BARANGAY BECKEL

<i>Type of Agricultural Equipment or Facilities Used</i>	<i>#</i>	<i>%</i>
Beast of Burden	2	0.18%
Plow	259	22.70%
Harrow	235	20.60%
Mower	74	6.49%
Thresher or Corn Sheller	14	1.23%
Insecticide or Pesticide Sprayer	234	20.51%
Farm Tractor	4	0.35%
Hand Tractor	4	0.35%
Planter or Transplanter or Dryers	5	0.44%
Mechanical Dryer	5	0.44%
Multipurpose Drying Pavement	20	1.75%
Rice Mill/Corn Mill/Feed Mill	1	0.09%
Harvester, Any Crop	7	0.61%
Warehouse Granary	18	1.58%
Farm shed	106	9.29%
Irrigation Pump	133	11.66%
Other Equipments/Facilities	20	1.75%

Source: CBMS 2010

Livestock Raising

Households engaged in livestock raising were at 45. Out of 45 households who raised livestock, 27 were raising chicken representing 60% of the total. Six (6) households raised hog for fattening, which accounted to 13.33%. There were 3 households who raised sow and 3 households also raised cow, representing 6.67% each. Another 3 households raised duck, which accounted to 6.67% of the total.

<i>Livestock Being Raised by Households</i>	<i>#</i>	<i>%</i>
Hog for Fattening	6	13.33%
Sow	3	6.67%
Goat	1	2.22%
Carabao	0	0.00%
Cow	3	6.67%
Chicken	27	60.00%
Chicken for Egg Laying	1	2.22%
Duck	3	6.67%
Other Livestock/Poultry	1	2.22%
<i>Total</i>	<i>45</i>	<i>100.00%</i>

Source: CBMS 2010

Households who were engaged in livestock raising produced 1,029 live animals, 1,804 kilograms of meat and 1,000 pieces of eggs annually.

<i>Volume of Production of Livestock/Poultry</i>	<i>Volume of Production</i>
Live animals	1,029 heads
Meat	1,804 kgs.
Milk	0 liters
Eggs	1,000 pcs.

Source: CBMS 2010



Republic of the Philippines
Province of Benguet
Municipality of La Trinidad
BARANGAY BECKEL

B. EMPLOYMENT

Labor Force

The total potential labor force in Beckel is 2,040 persons aged 15-64 years old. There were 1,062 males and 978 females. The actual labor force is 1,315 persons, which do not include those not available, unable and not looking for work (such as housewives, students, retired persons and seasonal workers). There were a total of 1,304 employed individuals which comprised of 1,262 persons who are 15-64 years old, 2 persons who are 14 years old and below, and 40 persons who are 65 years old and above. This garnered a high employment rate of 99.16% of the actual labor force. Only 11 unemployed persons (4 males and 7 females) were searching for work with.

<i>Labor Force</i>	<i>Male</i>	<i>Female</i>	<i>Total</i>	<i>%</i>
Potential Labor Force (15-64 years old)	1,062	978	2,040	
<i>Actual Labor Force</i>				
Employed	839	465	1,304	99.16%
<i>Employed Members (15-64 Years Old)</i>	815	447	1,262	95.97%
<i>Employed Members (14 Years Old & Below)</i>	2	0	2	0.15%
<i>Employed Members (65 Years Old & Above)</i>	22	18	40	3.04%
<i>Unemployed Members Who are Looking for Work</i>	4	7	11	0.84%
Actual Labor Force	843	472	1,315	100.00%

Source: CBMS 2010

Nature of Employment

Majority of the employed members of the labor force or 662 persons were permanently employed comprising 403 males and 259 females. Individuals employed in short-term, seasonal or casual basis were at 630 with 430 males and 200 females, representing 48.31%. There were 12 persons (6 males and 6 females) who worked on different jobs on day to day or week to week basis representing 0.92% of the total.

<i>Nature of Employment</i>	<i>Male</i>	<i>Female</i>	<i>Total</i>	<i>%</i>
Permanent	403	259	662	50.77%
Short-term, seasonal, casual	430	200	630	48.31%
Worked on different jobs on day to day/week to week	6	6	12	0.92%
<i>Total</i>	<i>839</i>	<i>465</i>	<i>1,304</i>	<i>100.00%</i>

Source: CBMS 2010

Employment by Sector

There were 548 persons who are employed in agriculture, mining and forestry with 365 males and 183 females, representing 42.02% of the total number of employed persons. This is followed by 162 persons employed in wholesale and retail trade sector, where 52 were males and 110 were females, representing 12.42%. Construction sector employed 139 individuals with 134 males and 5 females, representing 10.66%.



Republic of the Philippines
Province of Benguet
Municipality of La Trinidad
BARANGAY BECKEL

<i>Employment By Sector/Industry</i>	<i>Male</i>	<i>Female</i>	<i>Total</i>	<i>%</i>
Agriculture, Mining, and Forestry	365	183	548	42.02%
Fishing	2	2	4	0.31%
Mining and Quarrying	57	5	62	4.75%
Manufacturing	6	4	10	0.77%
Electricity, Gas, and Water Supply	33	15	48	3.68%
Construction	134	5	139	10.66%
Wholesale & Retail Trade, Vehicle Repair	52	110	162	12.42%
Hotel and Restaurants	9	4	13	1.00%
Transportation, Storage, and Communication	56	2	58	4.45%
Financial Intermediation	0	0	0	0.00%
Real Estate, Renting, and Business Activities	8	9	17	1.30%
Public Administration and Defense	36	16	52	3.99%
Education	14	45	59	4.52%
Health and Social Work	4	12	16	1.23%
Other Community, Social/Personal Activities	22	24	46	3.53%
Private HHs with Employed Persons	33	24	57	4.37%
Extra- territorial Organization	8	5	13	1.00%
<i>Total</i>	<i>839</i>	<i>465</i>	<i>1,304</i>	<i>100.00%</i>

Source: CBMS 2010

Sixty two persons were employed in mining and quarrying sector, of which 57 were males and 5 were females, which accounted to 4.75%. Education sector employed 59 persons, (14 males and 45 females), representing 4.52%. Another 58 individuals were employed in transportation, storage and communication, of which 56 were males and 2 were females, representing 4.45% of the total employed persons.

Primary Occupation or Business

Most of the employed individuals were farmers, forestry workers and fishermen. This accounted to 535 individuals which is composed of 352 males and 183 females, representing 41.03% of the total. Laborers and unskilled workers were at 366, (260 males and 106 females), representing 28.07%. Service workers and shops and market sales workers accounted to 117 individuals, wherein 55 males and 62 females, representing 8.97% of the total.

<i>Type Of Primary Occupation Or Business</i>	<i>Male</i>	<i>Female</i>	<i>Total</i>	<i>%</i>
Officials of Gov't & Special-Interest Organizations, Corporate Executives, Managers, Managing Proprietors and Supervisors	13	12	25	1.92%
Physical, Mathematical & Engineering Science Professionals	28	56	84	6.44%
Technician and Associate Professionals	21	9	30	2.30%
Clerks	4	12	16	1.23%
Service Workers and Shop and Market Sales Workers	55	62	117	8.97%
Farmers, Forestry Workers and Fishermen	352	183	535	41.03%
Trades and Related Workers	30	18	48	3.68%
Plant and Machine Operators and Assemblers	60	2	62	4.75%
Laborers and Unskilled Workers	260	106	366	28.07%
Special Occupations	16	5	21	1.61%
<i>Total</i>	<i>839</i>	<i>465</i>	<i>1,304</i>	<i>100.00%</i>

Source: CBMS 2010



Republic of the Philippines
Province of Benguet
Municipality of La Trinidad
BARANGAY BECKEL

Class of Workers

A greater portion of employed persons or 390 were self-employed without employees, where 231 were males and 159 were females, representing 29.91%. There were 363 persons or 27.84% who worked for private establishments with 286 males and 77 females. Workers who worked for a household were at 182, 114 of them were males and 68 were females, representing 13.96%. Persons who are employed in own family-operated farm or business accounted to 164, which is comprised of 104 males and 60 females, representing 12.58%.

<i>Class Of Worker</i>	<i>Male</i>	<i>Female</i>	<i>Total</i>	<i>%</i>
Worked for a household	114	68	182	13.96%
Worked for a private establishment	286	77	363	27.84%
Worked for government/ government corporation	43	53	96	7.36%
Self employed without employees	231	159	390	29.91%
Employer in own family-operated farm or business	104	60	164	12.58%
Worked with pay on own family operated farm/business	20	8	28	2.15%
Work without pay on own family operated farm/business	41	40	81	6.21%
<i>Total</i>	<i>839</i>	<i>465</i>	<i>1,304</i>	<i>100.01%</i>

Source: CBMS 2010

Professionals

There were 108 persons who were professionals. Seventy seven (77) of them were males and 31 were females, representing 3.40% of the total population. Most of them are professional teachers accounted to 54, 38 males and 16 females, representing 50% of the total professionals. Nurses were at 14 comprised of 7 males and 7 females, representing 12.96%. Thirteen (13) individuals were criminologists with 11 males and 2 females and accounted to 12.04%.

<i>Members Who Are Professionals</i>	<i>Male</i>	<i>Female</i>	<i>Total</i>	<i>%</i>
Architect	1	0	1	0.93%
Attorney-at-Law	3	1	4	3.70%
Certified Public Accountant	3	0	3	2.78%
Civil Engineer	1	1	2	1.85%
Criminologist	11	2	13	12.04%
Elect. and Comm. Engineer	1	1	2	1.85%
Geodetic Engineer	1	0	1	0.93%
Mechanical Engineer	1	0	1	0.93%
Mechanical Plant Engineer	1	0	1	0.93%
Medical Doctor	1	0	1	0.93%
Medical Technologist	4	0	4	3.70%
Midwife	1	0	1	0.93%
Naval Arch. And Marine Engineer	0	1	1	0.93%
Nurse	7	7	14	12.96%
Professional Teacher	38	16	54	50.00%
Social Worker	1	1	2	1.85%
Others	2	1	3	2.78%
<i>Total</i>	<i>77</i>	<i>31</i>	<i>108</i>	<i>100.00%</i>

Source: CBMS 2010



Republic of the Philippines
Province of Benguet
Municipality of La Trinidad
BARANGAY BECKEL

Unemployment and Job Search Method

Of the total potential labor force, there were 11 members who were unemployed but searching for work, of which 4 were males and 7 were females. As method of searching for a job, 3 females registered in private employment agencies, representing 27.27% of the total. Another 3 females placed or answered private advertisements, representing 27.27%. Two (2) males registered in public employment agencies, which accounted to 18.18%. There were also 2 persons who approached relatives or friends, a male and a female, representing 18.18%. Only one male approached employer directly, representing 9.09%.

<i>Job Search Method</i>	<i>Male</i>	<i>Female</i>	<i>Total</i>	<i>%</i>
Registered in public employment agency	2	0	2	18.18%
Registered in private employment agency	0	3	3	27.27%
Approached employer directly	1	0	1	9.09%
Approached relatives/friends	1	1	2	18.18%
Placed or answered private advertisements	0	3	3	27.27%
Others	0	0	0	0.00%
<i>Total</i>	<i>4</i>	<i>7</i>	<i>11</i>	<i>100.00%</i>

Source: CBMS 2010

Reason for Not Searching or Applying for a Job

Out of the potential labor force aged 15 to 64 years old, there were 726 individuals who are not searching for a job. There were 243 males and 524 females. Majority or 397 were students, (165 males and 232 females), and is accounted to 51.76%. Some 256 were not in search of job due to housekeeping duties with 20 males and 236 females, representing 33.38%. Forty seven (47) individuals were not seeking for work for the reason that they are either too young or old, retired and/or permanently disabled, representing 6.13% of the total.

<i>Reasons For Not Looking For Work</i>	<i>Male</i>	<i>Female</i>	<i>Total</i>	<i>%</i>
Believes no work is available	5	3	8	1.04%
Awaiting results of previous job application	9	9	18	2.35%
Temporary illness/disability	8	7	15	1.96%
Bad Weather	0	0	0	0.00%
Waiting for rehire/job recall	10	4	14	1.83%
Too young/old, retired, permanently disabled	20	27	47	6.13%
Housekeeping	20	236	256	33.38%
Schooling	165	232	397	51.76%
Other reasons	6	6	12	1.56%
<i>Total</i>	<i>243</i>	<i>524</i>	<i>726</i>	<i>100.00%</i>

Source: CBMS 2010



Republic of the Philippines
Province of Benguet
Municipality of La Trinidad
BARANGAY BECKEL

Overseas Employment

A total of 115 Overseas Filipino workers who are former members of the households were recorded in Beckel. This comprised of 79 males and 36 females.

Most of the OFWs were workers in Hong Kong which accounted to 31, representing 26.96% of the total OFWs. There were 11 workers in Canada, representing 9.57%. Eleven (11) workers were hired in Italy which accounted to 9.57%. Saudi Arabia accommodated 9 workers, representing 7.83% of the total.

<i>Country of Work</i>	<i>#</i>	<i>%</i>	<i>Country of Work</i>	<i>#</i>	<i>%</i>
Australia	3	2.61%	Korea	2	1.74%
Bahrain	2	1.74%	Kuwait	1	0.87%
Brunei Darussalam	1	0.87%	Macao	2	1.74%
Cambodia	1	0.87%	Qatar	2	1.74%
Canada	11	9.57%	Saudi Arabia	9	7.83%
China	2	1.74%	Singapore	5	4.35%
Cyprus	1	0.87%	Spain	1	0.87%
Denmark	2	1.74%	Taiwan	3	2.61%
Greece	1	0.87%	United Arab Emirates	3	2.61%
Hong Kong	31	26.96%	United Kingdom	3	2.61%
Israel	1	0.87%	United States of America	5	4.35%
Italy	11	9.57%	Others	7	6.09%
Japan	5	4.35%	<i>Total</i>	<i>115</i>	<i>100.00%</i>

Source: CBMS 2010

Kind of Work Abroad

Physical, mathematical and engineering science professionals were at 44 with 29 males and 15 females, having a percentage rate of 38.26% of the total OFWs. There were 34 OFWs who are laborers and unskilled workers abroad, of which 25 were males and 9 were females, representing 29.57%. Another 30 individuals worked abroad as service workers and shops and market sales workers with 20 males and 10 females, representing 26.09%.

<i>Kind Of Work Abroad</i>	<i>Male</i>	<i>Female</i>	<i>Total</i>	<i>%</i>
Officials of Gov't & Special-Interest Organizations, Corporate Executives, Managers, Managing Proprietors & Supervisors	2	0	2	1.74%
Physical, Mathematical & Engineering Science Professionals	29	15	44	38.26%
Technician and Associate Professionals	0	0	0	0.00%
Clerks	0	0	0	0.00%
Service Workers and Shop and Market Sales Workers	20	10	30	26.09%
Farmers, Forestry Workers and Fishermen	0	0	0	0.00%
Trades and Related Workers	2	1	3	2.61%
Plant and Machine Operators and Assemblers	1	1	2	1.74%
Laborers and Unskilled Workers	25	9	34	29.57%
Special Occupations	0	0	0	0.00%
<i>Total</i>	<i>79</i>	<i>36</i>	<i>115</i>	<i>100.00%</i>

Source: CBMS 2010



Republic of the Philippines
Province of Benguet
Municipality of La Trinidad
BARANGAY BECKEL

C. INFRASTRUCTURE AND UTILITIES

Electricity

There were 723 households who have electrical connections with BENEKO, representing 94.39% of the total households. Forty three (43) of these households had no electrical connection, representing 5.61%. The average monthly electrical bill of those who have electrical connections was at P664.00.

Number of Households with Electricity Connections: 723 (94.39% of the total households)

Number of Households w/o Electricity Connections: 43 (5.61% of the total households)

Average Monthly Electrical Bill : P 664.00

<i>Source of Electricity in the House/Building</i>	<i>#</i>	<i>%</i>
Electric Company	723	94.39%
Generator	1	0.13%
Solar	1	0.13%
Battery	1	0.13%
None	40	5.22%
<i>Total</i>	<i>766</i>	<i>100.39%</i>

Source: CBMS 2010

Access to Safe Drinking Water

Out of the total number of households, only 95 households have access to safe drinking water (purified water or bottled water), representing 12.40%. There were 344 households whose source of drinking water is from rivers, stream, lake and/or spring, accounted to 44.91%. Households whose water is connected to the community water system were at 142 and Households who shared water system with others were at 126, representing 18.545 and 16.45% respectively.

<i>Source of Drinking Water</i>	<i>#</i>	<i>%</i>
Community Water System-own	142	18.54%
Community Water System-shared	126	16.45%
Deep Well-own	21	2.74%
Deep Well-shared	11	1.44%
Artesian Well-own	0	0.00%
Artesian Well-shared	2	0.26%
Dug/Shallow Well-own	2	0.26%
Dug/Shallow Well-shared	3	0.39%
River, Stream, Lake, Spring	344	44.91%
Bottled Water	95	12.40%
Tanker Truck/Peddler	19	2.48%
Others	0	0.00%
Not Stated	1	0.13%
<i>Total</i>	<i>766</i>	<i>100.00%</i>

Source: CBMS 2010



Republic of the Philippines
Province of Benguet
Municipality of La Trinidad
BARANGAY BECKEL

Most of the households or 522 of them had sources of water for drinking just within their premises, representing 68.15%. Ninety two (92) households' sources of drinking water are outside their premises and more than 250 meters and which accounted to 12.01%. There were 37 households whose drinking water is outside their premises but just around 250 meters or less, representing 4.83% of the total households.

<i>Distance of Source of Drinking Water</i>	<i>#</i>	<i>%</i>
Within Premises	522	68.15%
Outside Premises But 250 Meters/Less	37	4.83%
251 Meters or More	92	12.01%
Don't Know	0	0.00%
Not Stated	115	15.01%
<i>Total</i>	<i>766</i>	<i>100.00%</i>

Source: CBMS 2010

Domestic Water System

The Beckel Neighborhood Multi-Purpose Cooperative (BNMPC) runs a domestic water system which serves 35% of the total households in the community.

Roads

<i>Name of Road</i>	<i>Length (km)</i>	<i>Road ROW (m)</i>	<i>Area of Jurisdiction</i>	<i>Remarks</i>
Beguet-Nueve Vizcaya Road	4.800	20.00	National	
Bakong-Gold River-Beckel Road	2.000	2.980	Barangay	
Balangbang-Timoy Road	0.950	2.720	Barangay	Concrete/Gravel
Beckel Proper-Bosi Road	0.050	3.000	Barangay	
Lamut-Linusod Road	0.915	2.800	Barangay	Gravel
Sapsing-Obulan-Cemetery Road	1.000	3.000	Barangay	
Obulan-Pagal Road	1.085	3.120	Barangay	Concrete

Source: CLUP 2000-10 & 2013-2023

VI. GOVERNANCE

Vision

We envision barangay Beckel as a God-loving, law-abiding, sports oriented, healthy and safe community where the residents live in a friendly and peaceful environment, enjoying proper standards of living under effective Governance.



Republic of the Philippines
Province of Benguet
Municipality of La Trinidad
BARANGAY BECKEL

Mission

To deliver socio-economic services through active and dedicated Barangay Development Council utilizing maximum resources with active participation of citizens living in an ecologically balanced community.

Goals

1. To boost environment protection awareness.
2. To actively implement Barangay Ordinances and deliver social services effectively and efficiently.
3. To encourage the youth, NGOs, and individuals as well to participate in barangay activities, public assemblies, and social gatherings.
4. To provide projects in support to child welfare and livelihood programs

CBMS Indicators of Poverty

The most felt problem in barangay Beckel is access to safe water where a total of 355 households were affected. Most or 79 of the affected households resided in Balangbang. Seventy four (74) in Lamut and forty two (42) in Linusod.

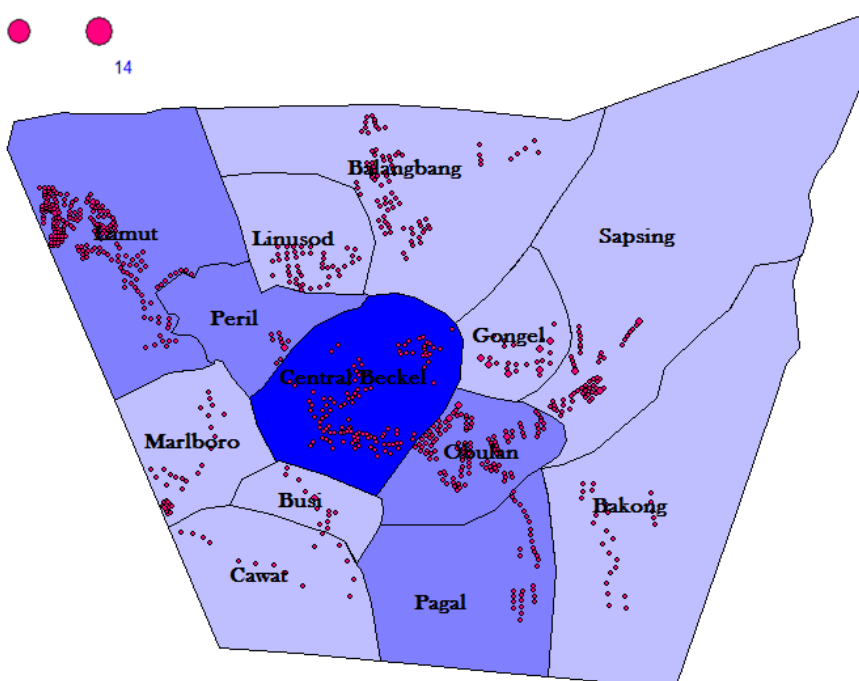
Another most felt problem among the residents is low income wherein 106 households were affected. Households who have low income are mostly found in Lamut, Obulan and Sapsing.



Republic of the Philippines
Province of Benguet
Municipality of La Trinidad
BARANGAY BECKEL

UNMET NEEDS

HHs w/ number of Unmet Needs



Poverty Indicators/Sitio	Cawat	Busi	Central Beckel	Peril	Marlboro	Lamut	Linusod	Balangbang	Gongel	Obulan	Pagal	Sapsing	Bakong	Total
A. EDUCATION														
Children Not Attending E/S	0	0	1	0	0	4	0	1	0	0	0	0	1	7
Children Not Attending H/S	1	0	0	0	0	3	1	2	0	1	2	1	1	12
B. HEALTH & NUTRITION														
Children (0-5 years old) who died	0	0	0	0	0	0	0	0	0	0	0	0	0	0
Women who Died	0	0	0	0	0	0	0	0	0	0	0	0	0	0
Malnourished Children	0	0	0	0	0	2	0	0	0	0	0	2	0	4
C. HOUSING														
HH Who are Squatters	0	0	0	0	0	0	1	1	0	1	0	0	1	4
HH in Makeshift Housing	0	0	0	0	0	0	0	0	0	1	0	0	0	1
D. INCOME & LIVELIHOOD														
HH w/ incomes Below Poverty Threshold	3	1	6	0	3	27	3	4	10	25	0	21	3	106
HH w/ incomes Below Food Threshold	0	1	3	0	0	7	0	3	6	16	0	14	0	50
HH who Experienced Hunger	0	0	0	0	0	0	0	0	0	0	0	0	0	0
Unemployed	0	0	3	0	0	0	0	0	0	0	0	0	1	4
E. WATER & SANITATION														
HH without Access to Safe Water	11	10	11	0	17	74	42	79	22	15	14	41	19	355
HH with No Sanitary Toilet	0	0	0	0	6	17	0	1	0	0	0	1	1	26

Source: CBMS 2010, as verified by Barangay Officials in 2012