



Republic of the Philippines
Province of Benguet
Municipality of La Trinidad
BARANGAY PUGUIS

PHYSICAL AND SOCIO-ECONOMIC PROFILE

I. PHYSICAL PROFILE

Geographic Location

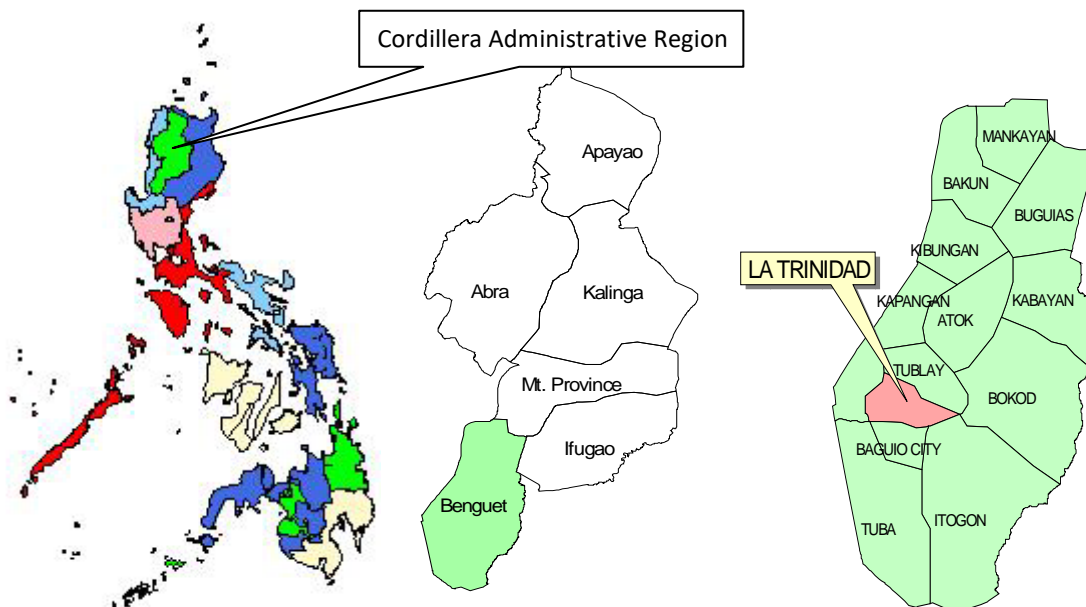
Barangay Puguis is the 3rd largest barangay of the Municipality of La Trinidad, Benguet. It is located on the southwestern part of the municipality, bounded on the north by barangay Wangal, on the south by Baguio City and the Municipality of Tuba, on the east by Barangay Betag and Pico and on the west by the Municipality of Sablan.

Land Area

The barangay has an estimated land area of 1,021.82 hectares representing 12.65% of the municipality's total land area.

Political Subdivisions

Puguis has seven (7) existing sitios namely: Ampasit, Buhao, Guadayan, Lamtang, Longlong, Proper Puguis and Wayside.

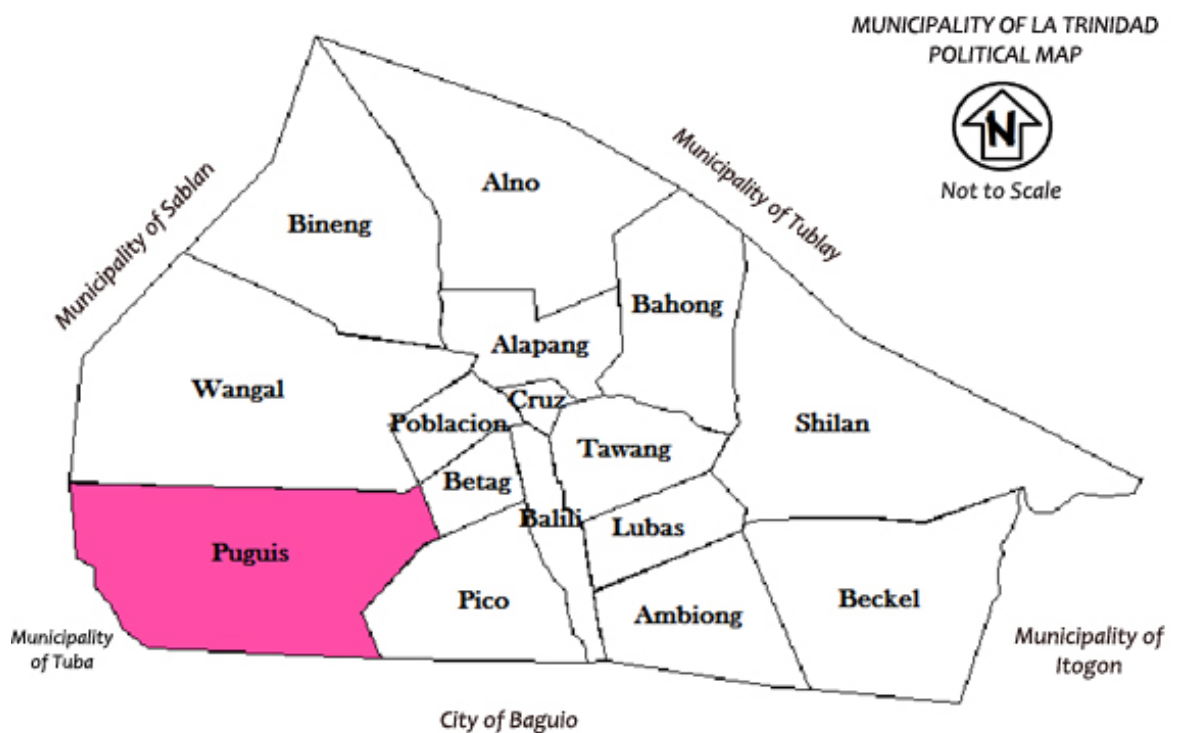




Republic of the Philippines
Province of Benguet
Municipality of La Trinidad
BARANGAY PUGUIS

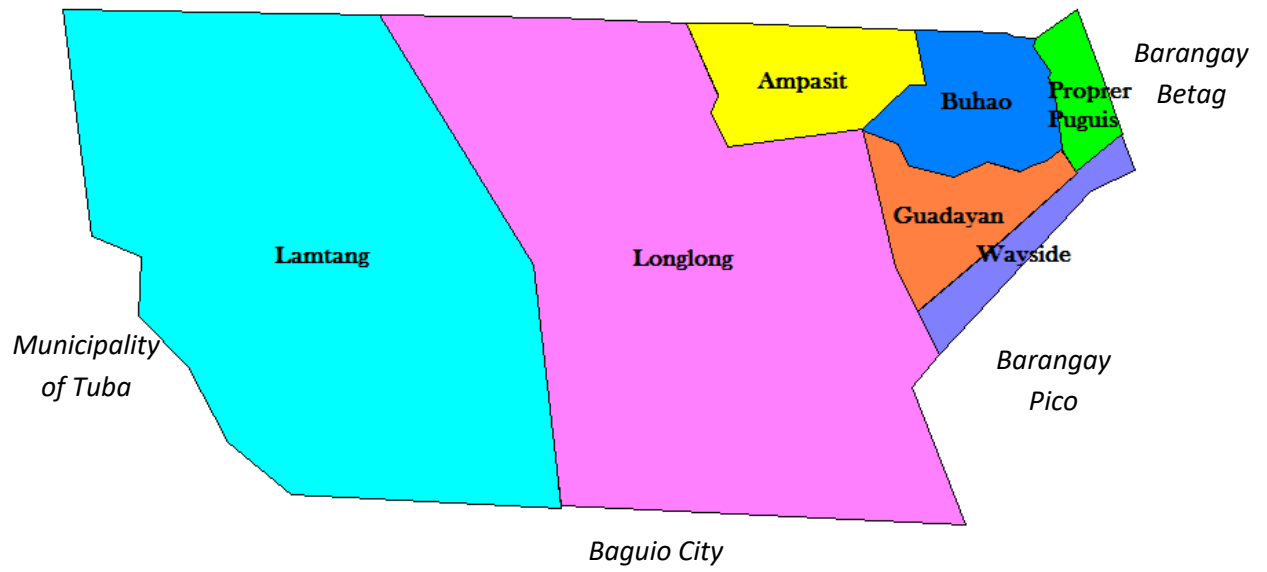
Philippines

Benguet Province





Republic of the Philippines
Province of Benguet
Municipality of La Trinidad
BARANGAY PUGUIS










Prepared By: MPDO La Trinidad under the CBMS Project, 2013



Republic of the Philippines
Province of Benguet
Municipality of La Trinidad
BARANGAY PUGUIS

Republic of the Philippines
Province of Benguet
Municipality of La Trinidad

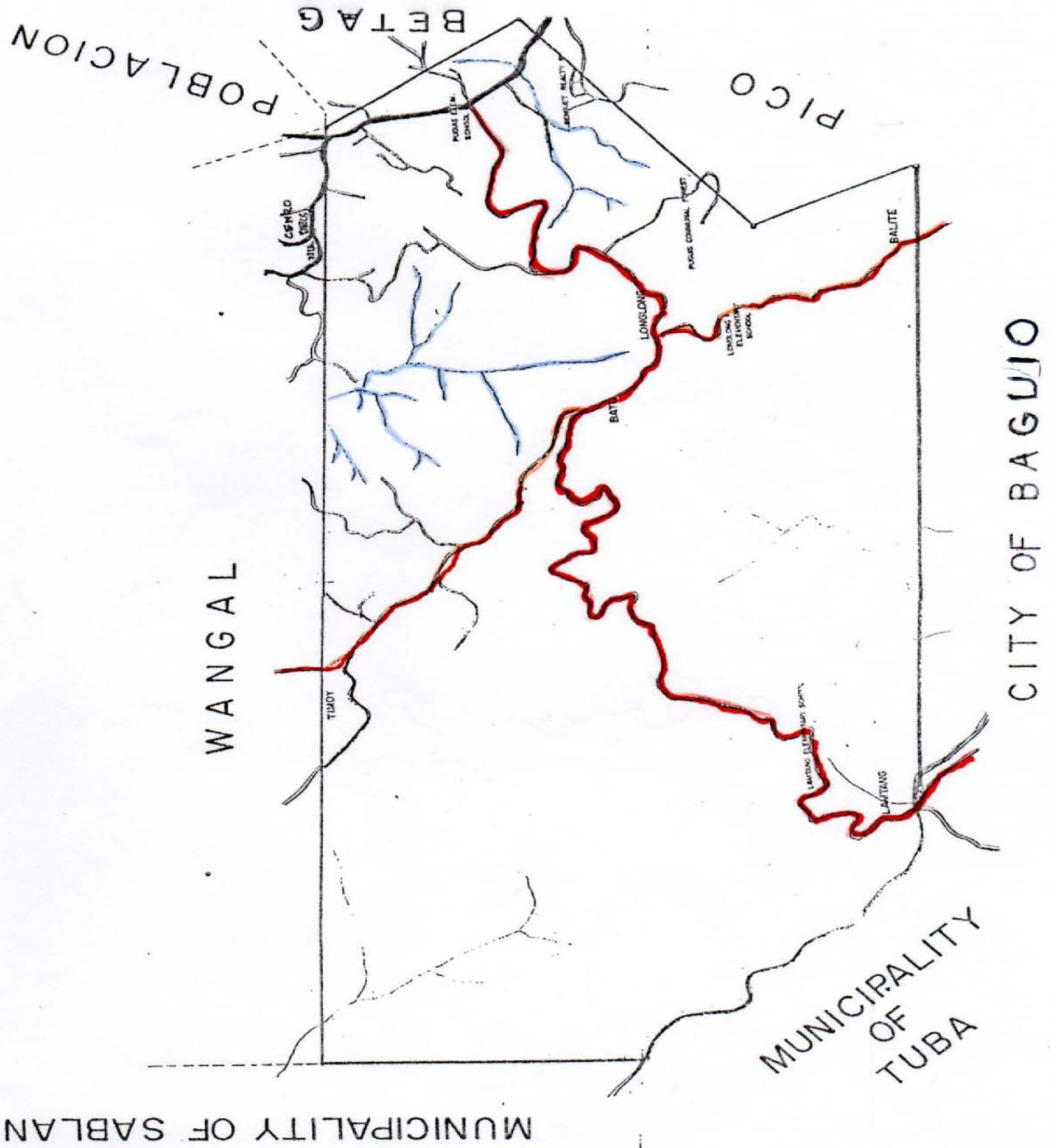

**BARANGAY
PUGUIS**

- LEGEND:
-  National Road
 -  Provincial Road
 -  Barangay Road
 -  River/Creek
 -  Municipal Boundary
 -  Barangay Boundary
 -  City Boundary

Not to Scale

Data Source:
BLIST Topographic Map,
Aerial Photograph, 1993

Prepared By:
Municipal Planning &
Development Office
La Trinidad, Benguet





Republic of the Philippines
Province of Benguet
Municipality of La Trinidad
BARANGAY PUGUIS

Accessibility

Barangay Puguis is 1 kilometer away from the Municipal Hall of La Trinidad. Puguis is accessible via Pico-Puguis road through the Baguio-Bontoc National road. One can take a jeep from Baguio-Pico-Motorpool line or Baguio-Longlong line. Public utility jeeps are available at the La Trinidad Public Market. Taxis are also plying the area.

II. NATURAL AND PHYSICAL CHARACTERISTICS

Climate and Rainfall

The barangay has an average temperature of 26°C from May to July and 16°C from December to February. It has also two pronounced seasons which are wet and dry from June to September and from October to May, respectively.

Topography and Slope

The land surface of the barangay is dominantly elevated as almost all of its sitios are located along the mountainous areas.

Soil Type

There are three type of soil found in the barangay namely: sandy, loam and sandy loam. The Rough Mountainous land, Puguis Gravelly loam, Buyagan Clay loam and La Trinidad loam are found in the area. These lands are very rough and are precipitous escarpment, high cliffs where slopes exceed 100%. Relief is moderately steep to very steep with undulating areas with good to excessive drainage. Elevation ranges from 1,400 to 1,500 above sea level.

Water Bodies

There are no water bodies but there are 7 common springs in barangay Puguis.

Existing Land Use

Forest. The dominant land use is forest. The forest land covers an area of 349.77 hectares. The Puguis Communal Forest covers an area of 48.1550 hectares.

Agriculture. The agricultural land covers an area of 323.20 hectares.

Agro-forest. The agro-forest area covers an area of 171.05 hectares.

Road. The road covers an area of 93.19 hectares.

Residential. The residential area covers an area of 70.31 hectares.

Commercial. The commercial area covers an area of 11.44 hectares.

Institutional. The institutional area owned by Benguet State University covers an area of 2.86 hectares.



Republic of the Philippines
Province of Benguet
Municipality of La Trinidad
BARANGAY PUGUIS

<i>Land Use</i>	<i>Areas in Hectares</i>	<i>Percentage</i>
Forest	349.77	34.23%
Agricultural	323.20	31.63%
Agro-forest	171.05	16.74%
Road	93.19	9.12%
Residential	70.31	6.88%
Commercial	11.44	1.12%
Institutional	2.86	0.28%
<i>Total</i>	<i>1,021.82</i>	<i>100.00%</i>

Source: *Puguis Socio-Economic Profile, 1998*

III. DEMOGRAPHY

Population, Growth, and Population Estimates

In year 1975, the population was 1,366 and has increased to 2,061 in 1980. It further increased to 3,424 in 1990, 4,228 in 1995, 4,269 in 2000, 6,551 in year 2007, and 7,163 in 2010.

Population: Census years 1975-2010

<i>Census Year</i>	1975	1980	1990	1995	2000	2007	2010
<i>Population</i>	1,366	2,061	3,424	4,228	4,269	6,551	7,163

Source: NSO

Between year 1990 and 1995, the population growth rate was 4%. This dropped down to 0.21% between 1995 and 2000. Between 2000 and 2007, the growth rate was 6.309% and went down to 3.02% between 2007 and 2010.

<i>Intercensal Growth Rate</i>				<i>AVERAGE GROWTH RATE</i>
1990-1995	1995-2000	2000-2007	2007-2010	
4	0.21	6.309	3.02	3.39

Source: *LT Physical and Socio-economic Profile 2012*

Adopting the derived average growth rate of 3.39%, the projected population for 2014 is 8,183 with an estimated numbers of households of 2,046. For year 2015, the projected population is 8,460 with 2,115 estimated households. And for year 2016, the projected population is 8,747 having an estimated numbers of households of 2,187.

<i>Year</i>	<i>Projected Population</i>	<i>Estimated No. of HHs</i>	<i>Year</i>	<i>Projected Population</i>	<i>Estimated No. of HHs</i>
2011	7,405	1,851	2016	8,747	2,187
2012	7,656	1,914	2017	9,043	2,261
2013	7,915	1,979	2018	9,349	2,337
2014	8,183	2,046	2019	9,665	2,416
2015	8,460	2,115	2020	9,993	2,498

Source: *MPDO Estimates based on Census 1995, 2000, 2007, & 2010*

Population Doubling Time : 20.6 years



Republic of the Philippines
 Province of Benguet
Municipality of La Trinidad
BARANGAY PUGUIS

In a separate survey conducted jointly by the municipal and barangay local governments, the total population of Barangay Puguis was 6,696, which comprised of 50.18% or 3,360 males and 49.82% or 3,336 females. The total households were at 1,623 with an average household size of 4.

Sex	#	%
Male	3,360	50.18%
Female	3,336	49.82%
<i>Total</i>	<i>6,696</i>	<i>100.00%</i>

Total Number of HHs : 1,623

Average Households Size: 4

Source: CBMS 2010

Population by Sitio

Most of the households were concentrated in Sitio Longlong accounted to 363 or 22.37% with population of 1,499. This is followed by Sitio Buhao with 324 households and a population of 1,466, representing 19.96%. Proper Puguis has 262 households with 1,001 population, representing 16.14%

Sitio/Purok	Households		Population
	#	%	#
Ampasit	104	6.41%	409
Buhao	324	19.96%	1,466
Guadayan	212	13.06%	826
Lamtang	160	9.86%	718
Longlong	363	22.37%	1,499
Proper Puguis	262	16.14%	1,001
Wayside	198	12.20%	777
<i>Total</i>	<i>1,623</i>	<i>100.00%</i>	<i>6,696</i>

Source: CBMS 2010

Density and Classification

The population density in Puguis increased from 3.35 persons per square kilometer in 1990 to 4.14 persons per square kilometer in 1995. For year 2000, the population density is 4.18 persons per square kilometer. This has increased to 6.41 persons per square kilometer and 7 persons per square kilometer in 2010.

Population Density (Persons per Square Km)

Census Year	1990	1995	2000	2007	2010
Density	3.35	4.14	4.18	6.41	7

Source: LT Physical & Socio-Economic Profile 2012

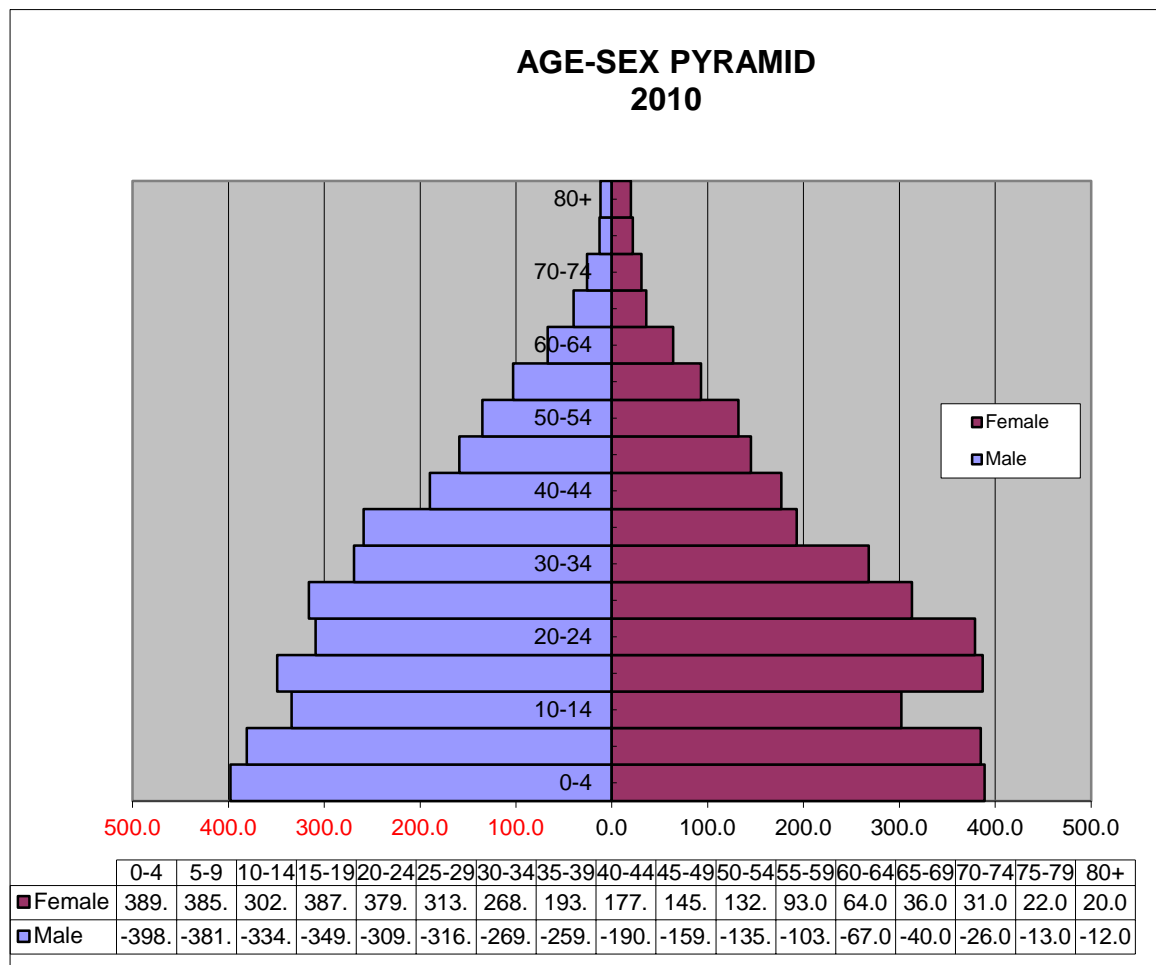


Republic of the Philippines
 Province of Benguet
Municipality of La Trinidad
BARANGAY PUGUIS

Population by Sex and Age Groups

Males in age group 0-4 have the most number of populations, representing 5.94% of the total population. While females 0-4 years old have the highest population from the female group, representing 5.81%.

The total sex ratio was 101% which means that for every 100 female, there are 101 males. A sex ratio higher than 100% indicates that there is predominance of the male population as shown in age groups 0-4, 10-14, 25-29, 30-34, 35-39, 40-44, 45-49, 50-54, 55-59, 60-64, and 65-69. Sex ratio less than 100% indicates that female population is predominant to male population as seen in age groups of 5-9, 15-19, 20-24, 70-74, 75-79, and 80 and above.





Republic of the Philippines
 Province of Benguet
Municipality of La Trinidad
BARANGAY PUGUIS

Population by Sex and Age Group

Age Group	Total	Male	Female	% Male	% Female	Sex Ratio
0-4	787	398	389	5.94%	5.81%	102.31%
5-9	766	381	385	5.69%	5.75%	98.96%
10-14	636	334	302	4.99%	4.51%	110.60%
15-19	736	349	387	5.21%	5.78%	90.18%
20-24	688	309	379	4.61%	5.66%	81.53%
25-29	629	316	313	4.72%	4.67%	100.96%
30-34	537	269	268	4.02%	4.00%	100.37%
35-39	452	259	193	3.87%	2.88%	134.20%
40-44	367	190	177	2.84%	2.64%	107.34%
45-49	304	159	145	2.37%	2.17%	109.66%
50-54	267	135	132	2.02%	1.97%	102.27%
55-59	196	103	93	1.54%	1.39%	110.75%
60-64	131	67	64	1.00%	0.96%	104.69%
65-69	76	40	36	0.60%	0.54%	111.11%
70-74	57	26	31	0.39%	0.46%	83.87%
75-79	35	13	22	0.19%	0.33%	59.09%
80+	32	12	20	0.18%	0.30%	60.00%
Total	6,696	3,360	3,336	50.18%	49.82%	100.72%

Age Group	Male	Female	Both Sexes	Proportion
0	71	89	160	2.39%
1	87	73	160	2.39%
2	76	74	150	2.24%
3	78	84	162	2.42%
4	86	69	155	2.31%
5	79	82	161	2.40%
6	90	66	156	2.33%
7	65	87	152	2.27%
8	75	67	142	2.12%
9	72	83	155	2.31%
10	72	70	142	2.12%
11	64	58	122	1.82%
12	73	60	133	1.99%
13	62	55	117	1.75%
14	63	59	122	1.82%
15	61	66	127	1.90%
16	54	92	146	2.18%
17	74	84	158	2.36%
18	83	70	153	2.28%
19	77	75	152	2.27%
20	55	76	131	1.96%
21-25	321	374	695	10.38%
26-30	310	302	612	9.14%
31-35	277	239	516	7.71%
36-40	241	198	439	6.56%
41-45	166	173	339	5.06%
46-50	169	139	308	4.60%
51-55	123	122	245	3.66%
56-60	100	91	191	2.85%
61-65	54	57	111	1.66%
66 & over	82	102	184	2.75%

Source: CBMS 2010



Republic of the Philippines
 Province of Benguet
Municipality of La Trinidad
BARANGAY PUGUIS

Age Dependency

The total dependency ratio is 55.46 which mean that for every 100 potential workers, 55.46 are economically dependents. This ratio of dependents consists of 50.82% or 2,189 young dependents and 4.64% or 200 elders.

<i>Dependency Ratios</i>	<i>#</i>	<i>% to Total</i>	<i>Ratios</i>
Young-Age Dependency Ratio (0-14)	2,189	32.69	50.82
Old-Age Dependency Ratio (65+)	200	2.99	4.64
Age Dependency Ratio (Total Dependent)	2,389	35.68	55.46
Working Age Group (15-64)	4,307	64.32	44.54

Source: CBMS 2010

Median Age

The median age of the total population of Puguis was 23 years old. This indicates that half of the population belongs to the young population ages 23 years old and below.

Migration

There were 1,824 migrants in Puguis, representing 27.24% of the total population. This comprised of 843 males, representing 46.22% of the total migrants. Female migrants were at 981, representing 53.78%. The in-migration rate is very high at 254.66 which indicates that Puguis is an in-migration area.

<i>Migrants by Sex</i>	<i>#</i>	<i>%</i>
Male	843	46.22%
Female	981	53.78%
<i>Total</i>	<i>1,824</i>	<i>100.00%</i>

Source: CBMS 2010

In migration Rate : 254.66

Length of Residency

With regards to length of residency, there were 2,980 persons who resided in the barangay since birth, representing 44.50%. A total of 1,824 persons stayed in the barangay for a period of 0-5 years, representing 27.24%. Eight hundred six (806) persons stayed in the barangay for a period of 6-10 years, representing 12.04%.

<i>Length of Residency</i>	<i>#</i>	<i>%</i>
0 - 5 Years	1,824	27.24%
6 - 10 Years	806	12.04%
11 - 15 Years	466	6.96%
16 - 20 Years	219	3.27%
21 - 25 Years	144	2.15%



Republic of the Philippines
Province of Benguet
Municipality of La Trinidad
BARANGAY PUGUIS

26 - 30 Years	93	1.39%
31 - 35 Years	56	0.84%
36 - 40 Years	49	0.73%
41 - 45 Years	17	0.25%
46 - 50 Years	20	0.30%
51 - 55 Years	3	0.04%
56 - 60 Years	11	0.16%
61 - 65 Years	2	0.03%
66 Years and Above	4	0.06%
Since Birth	2,980	44.50%
Not Stated	2	0.03%
<i>Total</i>	<i>6,696</i>	<i>100.00%</i>

Source: CBMS 2010

IV. SOCIAL CHARACTERISTICS

A. CULTURAL ATTRIBUTES

Religious Affiliation

More than half of the total population or 3,790 persons belong to the Catholic sect, representing 56.60%. This is followed by Protestant sect with 1,147 persons, representing 17.13%. There were 214 persons who belong to Anglican, representing 3.20%. Members of Assembly of God Church were accounted to 174 or 2.60% of the total.

<i>Religion</i>	<i>#</i>	<i>%</i>	<i>Religion</i>	<i>#</i>	<i>%</i>
Anglican	214	3.20%	KKMI	45	0.67%
Assembly of God	174	2.60%	KKMLSFI	5	0.07%
BAC	5	0.07%	LCF	20	0.30%
Baptist	115	1.72%	LDC	2	0.03%
Bethel Church	7	0.10%	LDS	5	0.07%
Born Again Christian	173	2.58%	LSF	2	0.03%
Buddhist	3	0.04%	Lutheran	16	0.24%
Catholic	3,790	56.60%	Mormons	8	0.12%
Christian Faith	16	0.24%	Nazarene	61	0.91%
Christian Science	8	0.12%	Palti-ing	98	1.46%
Church of Christ	5	0.07%	Pentecostal	56	0.84%
CSPI	4	0.06%	PMMC	1	0.01%
Episcopalian	3	0.04%	Protestant	1,147	17.13%
Espiritista	16	0.24%	Rainbow Mission	6	0.09%
Evangelical	11	0.16%	Seventh Day Adventist	9	0.13%
FBCFI	6	0.09%	TCCA	1	0.01%
GCI	7	0.10%	United Church of Christ of the Philippines	126	1.88%
Holy Grail	1	0.01%	Vision	11	0.16%
Iglesia ni Cristo	114	1.70%	Wesleyan	8	0.12%
Islam	23	0.34%	Not Stated	230	3.43%
Jehovah's Witnesses	81	1.21%	None	57	0.85%
Jesus is Alive	4	0.06%			
JMC	2	0.03%	<i>Total</i>	<i>6,696</i>	<i>100.00%</i>

Source: CBMS 2010



Republic of the Philippines
 Province of Benguet
Municipality of La Trinidad
BARANGAY PUGUIS

Membership to a Community Organization (10 years old and above)

In terms of community affairs participation, a total of 567 persons are members of a community organization, representing 11.02% of the total population. This is composed of 270 males and 297 females. A total of 4,574 persons were not member of a community organization with 2,310 males and 2,264 females, representing 88.94%.

<i>Membership To A Community Organization</i>	<i>Male</i>	<i>Female</i>	<i>Total</i>	<i>%</i>
Member	270	297	567	11.02%
Non-Member	2,310	2,264	4,574	88.94%
Not Stated	1	1	2	0.04%
<i>Total</i>	<i>2,581</i>	<i>2,562</i>	<i>5,143</i>	<i>100.00%</i>

Source: CBMS 2010

Among the members of community organizations, most of them are members of Senior Citizen Association accounted to 158, 74 males and 84 females, representing 27.87%. Women's organization accounted to 76 members with 2 males and 74 females, representing 13.40%. Members of Religious Group were at 69, of whom 28 were males and 41 were females, representing 12.17%. Forty eight (48) persons were members of a cooperative with 27 males and 21 females, representing 8.47%.

<i>Type of Community Organizations</i>	<i>Male</i>	<i>Female</i>	<i>Total</i>	<i>%</i>
Religious Group	28	41	69	12.17%
Youth Group	17	16	33	5.82%
Cultural Group	4	6	10	2%
Political Group	7	2	9	2%
Women's Organization	2	74	76	13.40%
Agriculture-Based Organization	41	6	47	8.29%
Labor Organization	13	5	18	3.17%
Civic Association	11	5	16	2.82%
Cooperative	27	21	48	8.47%
Senior Citizen Association	74	84	158	27.87%
Others	46	37	83	14.64%

Source: CBMS 2010

Ethnicity

The total population of Puguis is mostly comprised of Kankanaeys which is accounted to 3,194 or 47.70%. This is followed by Ibaloi accounted to 1,748, representing 26.11%. There were 193 who are Ilocanos, representing 2.88%. Seventy nine (79) belong to Tagalog ethnic group which accounted to 1.18% of the total.



Republic of the Philippines
Province of Benguet
Municipality of La Trinidad
BARANGAY PUGUIS

<i>Indigenous Group</i>	<i>#</i>	<i>%</i>	<i>Indigenous group</i>	<i>#</i>	<i>%</i>
Abra	1	0.01%	Ilonggo	4	0.06%
Aeta	7	0.10%	Isneg	1	0.01%
Agta	1	0.01%	Itneg	14	0.21%
American	5	0.07%	Kalanguya	73	1.09%
Aromanen	1	0.01%	Kalinga	13	0.19%
Ati	7	0.10%	Kankanaey	3,194	47.70%
Ayangan	1	0.01%	Kapampangan	9	0.13%
Bago	47	0.70%	Kiangnan	9	0.13%
Balangao	2	0.03%	Lagawe	1	0.01%
Batak	1	0.01%	Maeng	3	0.04%
Batangeño	1	0.01%	Mangyan	2	0.03%
Bicolano	7	0.10%	Maranao	3	0.04%
Bisaya	53	0.79%	Muslim	16	0.24%
Boholano	6	0.09%	Pangasinense	26	0.39%
Bontoc	37	0.55%	Pinokpok	1	0.01%
Cebuano	9	0.13%	Tagalog	79	1.18%
Daet	3	0.04%	Tarlac	4	0.06%
Gaddang	7	0.10%	Teduray	2	0.03%
Hawis	2	0.03%	Tingguian	3	0.04%
Ibaloi	1,748	26.11%	Tuwali	9	0.13%
Ibanag	25	0.37%	Waray	2	0.03%
Ifugao	36	0.54%	Not Stated	32	0.48%
Igorot	6	0.09%	No Indigenous Tribe	990	14.78%
Ilocano	193	2.88%	<i>Total</i>	<i>6,696</i>	<i>100.00%</i>

Source: CBMS 2010

B. EDUCATION

Literacy (10 years old and above)

There were 5,019 persons who are literate with 2,525 males and 2,494 females, garnering a literacy rate of 97.59%. A total of 122 persons were illiterate, representing 2.37%. This is composed of 55 males and 67 females.

<i>Literacy (10 Years Old And Above)</i>	<i>Male</i>	<i>Female</i>	<i>Total</i>	<i>%</i>
Literate	2,525	2,494	5,019	97.59%
Illiterate	55	67	122	2.37%
Not Stated	1	1	2	0.04%
<i>Total</i>	<i>2,581</i>	<i>2,562</i>	<i>5,143</i>	<i>100.00%</i>

Source: CBMS 2010

From the total population, 2,120 persons are still attending school with 1,035 males and 1,085 females, representing 31.66% of the total population. There were 4,573 persons not attending school (includes all age brackets), where 2,322 were males and 2,251 were females, representing 68.30%.



Republic of the Philippines
Province of Benguet
Municipality of La Trinidad
BARANGAY PUGUIS

<i>Attending School by Sex</i>	<i>Male</i>	<i>Female</i>	<i>Total</i>	<i>%</i>
Attending School	1,035	1,085	2,120	31.66%
Not attending School	2,322	2,251	4,573	68.30%
Not Stated	2	1	3	0.04%
<i>Total</i>	<i>3,359</i>	<i>3,337</i>	<i>6,696</i>	<i>100.00%</i>

Source: CBMS 2010

Educational Attainment of Population Aged 3 years old and above

According to educational attainment, a total of 449 were not in school with 216 males and 233 females, representing 7.21%. There were 135 who were able to go to day care, where 69 were males and 66 were females, representing 2.17%. One hundred forty five (145) persons were able to enter nursery with 78 males and 67 females, representing 2.33%.

<i>Educational Attainment by Age (3 y/o +)</i>	<i>Male</i>	<i>Female</i>	<i>Total</i>	<i>%</i>
No Grade	216	233	449	7.21%
Day Care	69	66	135	2.17%
Nursery/Kindergarten/Preparatory	78	67	145	2.33%
Grade 1	93	89	182	2.92%
Grade 2	105	86	191	3.07%
Grade 3	101	87	188	3.02%
Grade 4	100	93	193	3.10%
Grade 5	108	75	183	2.94%
Grade 6/7	38	35	73	1.17%
Elementary Graduate	284	233	517	8.30%
1st Year High School	140	85	225	3.61%
2nd Year High School	168	128	296	4.75%
3rd Year High School	94	108	202	3.24%
4th/5th Year High School	24	33	57	0.92%
High School graduate	457	468	925	14.86%
1st year Post Secondary	30	19	49	0.79%
2nd year Post Secondary	48	28	76	1.22%
3rd year Post Secondary	5	2	7	0.11%
Post Secondary graduate	104	81	185	2.97%
1st year College	108	113	221	3.55%
2nd year College	150	169	319	5.12%
3rd year College	117	137	254	4.08%
4th year College or Higher	63	57	120	1.93%
College Graduate	387	567	954	15.32%
With units Masters/Doctors	20	24	44	0.71%
Doctors/Masters degree	10	7	17	0.27%
Not Stated	9	10	19	0.31%
<i>Total</i>	<i>3,126</i>	<i>3,100</i>	<i>6,226</i>	<i>100.00%</i>

Source: CBMS 2010

There were 1,010 persons who were able to enter elementary, and a total of 517 persons were able to graduate from elementary with 284 males and 233 females, representing 8.30%. Individuals who were able to enter high school accounted to 780. Some 925 persons were able to graduate, of whom 457 were males and 468 were females, representing 14.86%.



Republic of the Philippines
 Province of Benguet
Municipality of La Trinidad
BARANGAY PUGUIS

A total of 914 persons were able to reach college level. While 954 were able to finish college with 387 males and 567 females, representing 15.32%. Some 44 individuals were able to obtain units in masters and/or doctorates, wherein 20 were males and 24 were females, representing 0.71%. Seventeen (17) persons were able to finish their doctors and/or Masters Degree with 10 males and 7 females, representing 0.27%.

Educational Attainment of those in School

For those who are still attending school, there were 160 enrollees in day care with 78 males and 82 females, representing 7.55%. Nursery, kindergarten or preparatory had 142 enrolled persons, 76 males and 66 females, representing 6.70%. From the grade level, Grade 1 had the most number of enrollees accounted to 182 with 96 males and 86 females, representing 8.58%. This is followed by Grade 3 with 151 enrollees, 81 males and 70 females, representing 7.12%.

There were 137 enrollees in first year high school with 86 males and 51 females, representing 6.46%. Second year high school had 106 enrolled students, wherein 51 were males and 55 were females, representing 5%. A total of 97 students were enrolled in third year high school with 45 males and 52 females, representing 4.58%. Ninety four (94) students were enrolled in fourth year high school with 36 males and 58 females and is accounted to 4.43%.

<i>Grade/Year Level</i>	<i>Male</i>	<i>Female</i>	<i>Total</i>	<i>%</i>
Day Care	78	82	160	7.55%
Nursery/Kindergarten/Preparatory	76	66	142	6.70%
Grade 1	96	86	182	8.58%
Grade 2	70	69	139	6.56%
Grade 3	81	70	151	7.12%
Grade 4	74	70	144	6.79%
Grade 5	60	67	127	5.99%
Grade 6/7	70	63	133	6.27%
1st Year High School	86	51	137	6.46%
2nd Year High School	51	55	106	5.00%
3rd Year High School	45	52	97	4.58%
4th/5th Year High School	36	58	94	4.43%
1st year Post Secondary	7	10	17	0.80%
2nd year Post Secondary	7	4	11	0.52%
3rd year Post Secondary	1	2	3	0.14%
1st year College	50	91	141	6.65%
2nd year College	53	60	113	5.33%
3rd year College	46	65	111	5.24%
4th year College or higher	48	61	109	5.14%
Post Graduate w/ Units	1	2	3	0.14%
<i>Total</i>				

Source: CBMS 2010



Republic of the Philippines
Province of Benguet
Municipality of La Trinidad
BARANGAY PUGUIS

For College level, a number of 141 students were enrolled in first year college, which is comprised of 50 males and 91 females, representing 6.65%. There were 113 enrollees in second year college with 53 males and 60 females, representing 5.33%. Third year college had 111 enrolled students, 46 males and 65 females, representing 5.24%. Fourth year college had 109 enrollees with 48 males and 61 females which accounted to 5.14%. Three (3) persons were enrolled with units for masters and/or doctors with a male and 2 females, representing 0.14% of the total.

Attending School by Age Group (3 to 21 years old)

There were a total of 2,740 persons who belong to the school going age of 3 to 21 years old. This is comprised of 1,354 males and 1,386 females. A total of 2,055 persons were in school and 685 were not in school, representing 75% and 25% respectively.

Attending/Not Attending School by Age Group (3 to 21 years old)

Age Group	Sex			In School		Out of School	
	Male	Female	Total	#	% To Age Group	#	% To Age Group
3	78	84	162	37	22.84%	125	77.16%
4	86	69	155	115	74.19%	40	25.81%
5	79	82	161	154	95.65%	7	4.35%
6	90	66	156	154	98.72%	2	1.28%
7	65	87	152	149	98.03%	3	1.97%
8	75	67	142	140	98.59%	2	1.41%
9	72	83	155	152	98.06%	3	1.94%
10	72	70	142	137	96.48%	5	3.52%
11	64	58	122	118	96.72%	4	3.28%
12	73	60	133	123	92.48%	10	7.52%
13	62	55	117	108	92.31%	9	7.69%
14	63	59	122	104	85.25%	18	14.75%
15	61	66	127	104	81.89%	23	18.11%
16	54	92	146	105	71.92%	41	28.08%
17	74	84	158	100	63.29%	58	36.71%
18	83	70	153	92	60.13%	61	39.87%
19	77	75	152	91	59.87%	61	40.13%
20	55	76	131	44	33.59%	87	66.41%
21	71	83	154	28	18.18%	126	81.82%
3 to 21	1,354	1,386	2,740	2,055	75.00%	685	25.00%
22-25	250	291	541	42	7.76%	499	92.24%
26-30	310	302	612	12	1.96%	600	98.04%
31-35	277	239	516	6	1.16%	510	98.84%
36 & over	935	882	1,817	5	0.28%	1,812	99.72%
<i>Total</i>	<i>3,126</i>	<i>3,100</i>	<i>6,226</i>	<i>2,120</i>		<i>4,106</i>	

Source: CBMS 2010



Republic of the Philippines
 Province of Benguet
Municipality of La Trinidad
BARANGAY PUGUIS

For those who are in pre-school age, at least more than 74% were in school except for those in age group of 3 years old wherein 22.84% were in school. For those in elementary ages 6-12 years old, more than 96% were in school except for those in 12 years old bracket where only 92% were in school. For those ages applicable for high school, at least 82% were in school except for those in age bracket 16 were only 73% were in school. For those ages appropriate for college level, there were less compared to those in lower school levels.

Educational Facilities and Enrollment

<i>School Level</i>	<i>Name of School</i>	<i>Enrollment (2011-12)</i>	<i>Category</i>
Pre-school & Elementary	Molders of Dreams Educational Center	38	Private
	Super Kids Learning Center	71	Private
Elementary	Puguis Elementary School	1,186	Public
	Lamtang Elementary School	68	Public
	Longlong Elementary School	296	Public
College	Philippine College of Ministry of Baguio City, Inc.		Private
Technical Vocational	Help English Language Program Inc.		Private
	The Units English Tutorial Institute, Inc.		
<i>Total</i>		<i>1,659</i>	

Source: DepEd-LT, TESDA, 2012

Type of School Enrolled In

Out of 2,120 who are still attending school, 1,437 were enrolled in public school, representing 67.78%. While private schools had 683 enrollees, representing 32.22%

<i>School Type</i>	<i>Total</i>	<i>%</i>
Public School	1,437	67.78%
Private School	683	32.22%
<i>Total</i>	<i>2,120</i>	<i>100.00%</i>

Source: CBMS 2010

Sports and Recreation Facilities : Open Gymnasium, Puguis E/S
 Longlong E/S Play Ground
 Lamtang E/S Play Ground



Republic of the Philippines
 Province of Benguet
Municipality of La Trinidad
BARANGAY PUGUIS

C. HEALTH

Health Facilities

The Barangay Health Station of Puguis is located near Puguis Elementary School building. The barangay midwife holds clinic on Mondays, Wednesdays, and morning of Fridays. For Tuesdays and Thursdays, the midwife holds clinic at Longlong and Lamtang. Private clinics and the Benguet General Hospital (provincial hospital) are found about 2 kilometers away at the core of La Trinidad. There were also hospitals and clinics available at nearby Baguio City.

Treatment for Sickness

There were 1,449 households with members who got sick, representing 89.28% of the total households. A total of 327 members of the households availed of medical treatment, representing 20.15%. Members of the households did not avail any medical treatment were at 1,122, representing 69.13%. One hundred seventy four (174) households had members who did not get sick, representing 10.72% of the total.

<i>Availment Treatment/Cure For Sickness</i>	<i>#</i>	<i>%</i>
Yes	327	20.15%
No	1,122	69.13%
Did Not Get Sick	174	10.72%
<i>Total</i>	<i>1,623</i>	<i>100.00%</i>

Source: CBMS 2010

Access to Health Facilities

There were 155 patients who availed of treatment from the provincial public hospital, representing 47.40%. Ninety eight (98) patients received treatment in a private hospital or clinic, representing 29.97%. Fifty nine (59) individuals received medical treatment from municipal public hospital, representing 18.04%.

<i>Place Where Received Treatment</i>	<i>#</i>	<i>%</i>
Public Hospital (provincial)	155	47.40%
Public Hospital (municipal/city)	59	18.04%
Public Hospital (district)	0	0.00%
Public Hospital (national)	5	1.53%
Private Hospital/clinic	98	29.97%
Rural Health Units	6	1.83%
Barangay Health Station/Center	2	0.61%
Non-medical/Non-trained Hilot/Personnel	2	0.61%
Others	0	0.00%
<i>Total</i>	<i>327</i>	<i>100.00%</i>

Source: CBMS 2010



Republic of the Philippines
 Province of Benguet
Municipality of La Trinidad
BARANGAY PUGUIS

Mortality

A total of 49 deaths were recorded in the community, which is comprised of 27 males and 22 females. There were 8 persons who died due to cancer, 5 males and 3 females, representing 16.33% of the total number of deaths. Five (5) persons were casualties of diseases of the heart with 4 males and a female, representing 10.20%. Pneumonia had 4 casualties with 2 males and 2 females, representing 8.16%.

<i>Cause of Death</i>	<i>Male</i>	<i>Female</i>	<i>Total</i>	<i>%</i>
Diseases of the heart	4	1	5	10.20%
Diseases of the vascular system	1	2	3	6.12%
Pneumonia	2	2	4	8.16%
Cancer	5	3	8	16.33%
Complications During Pregnancy	1	0	1	2.04%
Others	14	14	28	57.14%
<i>Total</i>	<i>27</i>	<i>22</i>	<i>49</i>	<i>100.00%</i>

Source: CBMS 2010

Nutritional Status of Children (0 to 5 years old)

As per records of the Municipal Health Office in 2012, there were 1,245 children aged 0 to 5 years old with 631 males and 614 females. Majority of them or 99.28% were of normal weight which is comprised of 627 males and 609 females. Underweight children were at 4, 3 males and a female, representing 0.32%. Three (3) females were overweight, representing 0.24%. Two (2) children were severely underweight, a male and a female, representing 0.16%.

<i>Nutritional Status of Children 0-5 Years Old</i>	<i>Male</i>	<i>Female</i>	<i>Total</i>	<i>%</i>
Overweight	0	3	3	0.24
Normal	627	609	1,236	99.28
Underweight	3	1	4	0.32
Severely Underweight	1	1	2	0.16
<i>Total</i>	<i>631</i>	<i>614</i>	<i>1,245</i>	<i>100.00%</i>

Source: MHO 2012

Family Planning Methods Usage

There were 1,040 women of child-bearing age. Out of 1,040, only 520 couples were practicing family planning, representing 50% of the total number of couples.

Number of Married Women of Child-bearing Age : 1,040
Couples Practicing Family Planning : 520

Most of the couples who practiced family planning used pills accounted to 212, representing 40.77%. There were 83 couples who adapted tubal ligation, representing 15.96%. Some 81 couples used injectable as family planning method, representing 15.58%. Twenty four (24) couples adapted barrier method, representing 4.62%



Republic of the Philippines
 Province of Benguet
Municipality of La Trinidad
BARANGAY PUGUIS

<i>Couples by Family Planning Method</i>	#	%
Barrier Method	24	4.62%
Basal Body Temperature	2	0.38%
Billings Ovulation Method	2	0.38%
Injectible	81	15.58%
IUD	19	3.65%
Lactational Amenorrhea Method	0	0.00%
Pills	212	40.77%
Standard Days Method	22	4.23%
Symothermal Method	6	1.15%
Tubal Ligation	83	15.96%
Vasectomy	0	0.00%
Don't Know	1	0.19%
Others	68	13.08%
<i>Total</i>	520	100.00%

Source: CBMS 2010

Contraceptive Prevalence Rate : 50.00% of Currently Married Women (CWM)
 15-49 Years Old Use Contraceptive Methods

: 43.37% of CWM 15-49 Years Old Use
 Modern Contraceptive Method

: 6.63% of CWM 15-49 Years Old Use
 Traditional Contraceptive Method

Environmental Sanitation

Solid Waste Management

Waste Generation. A total of 14 metric tons of waste were generated daily at Puguis. This is composed of 3.58 metric tons of waste from residential areas, 1.74 metric tons from institutional areas, 8 metric tons from markets, 0.39 metric tons from business establishments and 0.18 metric tons from farms.

<i>Estimated Total Waste Generated</i> : 14 metric tons(mt) daily	
Residential : 3.58 mt	Commercial : 0.39 mt
Institutional : 1.74 mt	Agriculture : 0.18 mt
Markets : 8.00 mt	

Source: MPDO Estimate based on 0.534 kg/person/day



Republic of the Philippines
 Province of Benguet
Municipality of La Trinidad
BARANGAY PUGUIS

System of Garbage Disposal. There were various ways of disposing garbage adapted by the community in Puguis. Most of the households or 1,397 households adapted garbage collection, representing 86.08%. Waste segregation was adapted by 1,322 households, representing 81.45%. Some 1,096 households do recycling which accounted to 67.53%. Composting was done by 756 households, representing 46.58%.

<i>System of Garbage Disposal</i>	<i>#</i>	<i>%</i>
Garbage Collection	1,397	86.08%
Burning	415	25.57%
Composting	756	46.58%
Recycling	1,096	67.53%
Waste Segregation	1,322	81.45%
Compost Pit with Cover	98	6.04%
Compost Pit without Cover	531	32.72%
Others	4	0.25%

Source: CBMS 2010

Garbage Collection. Majority of the garbage of the community was collected by the municipal garbage collector. There were 1,339 households whose garbage was collected by the municipal garbage collector in the designated collection points, representing 82.50%. Fifty six (56) households' garbage was collected by the barangay garbage collector, representing 3.45%. Two (2) households' garbage was collected by a private collector (probably recyclable garbage), representing 0.12%. Some 226 households said they are not serviced by any garbage collector at all.

<i>Who Collects the Garbage</i>	<i>#</i>	<i>%</i>
Municipal garbage collector	1,339	82.50%
Barangay garbage collector	56	3.45%
Private garbage collector	2	0.12%
None	226	13.92%
<i>Total</i>	<i>1,623</i>	<i>100.00%</i>

Source: CBMS 2010

Collection Frequency. A total of 858 households said that their garbage was being collected daily, representing 52.87% of the total households. Some 371 households' garbage was being collected once a week, representing 22.86%. There were 100 households, whose garbage was being collected twice a week, representing 6.16% of the total.

<i>Frequency of Garbage Collection</i>	<i>#</i>	<i>%</i>
Daily	858	52.87%
Thrice a Week	65	4.00%
Twice a Week	100	6.16%
Once a Week	371	22.86%
Others	3	0.18%
None	226	13.92%
<i>Total</i>	<i>1,623</i>	<i>100.00%</i>

Source: CBMS 2010



Republic of the Philippines
 Province of Benguet
Municipality of La Trinidad
BARANGAY PUGUIS

Sanitation Facilities

There were 1,245 households who have their own flush toilets with septic tanks, representing 76.71%. Some 236 households shared with other households' septic tanks, representing 14.54%. Other households still used pits with 49 households who use closed pits and 91 households who uses open pit, representing 3.02% and 5.61% respectively.

<i>Kind of Toilet Facility</i>	<i>#</i>	<i>%</i>
Water-sealed Flush to Sewerage/Septic Tank- own	1,245	76.71%
Water-sealed Flush to Sewerage/Septic Tank- shared	236	14.54%
Close Pit	49	3.02%
Open Pit	91	5.61%
No Toilet	0	0.00%
Others	2	0.12%
<i>Total</i>	<i>1,623</i>	<i>100.00%</i>

Source: CBMS 2010

D. HOUSING

Residential Construction

According to records of the Municipal Engineering Office last 2012, there were 45 new buildings constructed in Puguis. This represents 11.91% of the total new buildings being constructed in La Trinidad.

House Ownership

A total of 857 households were owners of house and lots, representing 52.80% of the total households. There were 406 households who rent a house or room including lot, representing 25.02%. Households who lived in a rent-free house and lot with the consent of the owner were at 226 households, representing 13.92%. Eighty nine (89) households own a house with rent-free lot with consent of the owner, representing 5.48%.

<i>Households by Tenure Status</i>	<i>#</i>	<i>%</i>
Owner, owner-like possession of house and lot	857	52.80%
Rent house/room including lot	406	25.02%
Own house/rent lot	1	0.06%
Own house, rent-free lot with consent of owner	89	5.48%
Own house, rent-free lot without consent of owner	25	1.54%
Rent-free house and lot with consent of owner	226	13.92%
Rent-free house and lot without consent of owner	13	0.80%
Other tenure status	6	0.37%
<i>Total</i>	<i>1,623</i>	<i>100.00%</i>

Source: CBMS 2010



Republic of the Philippines
 Province of Benguet
Municipality of La Trinidad
BARANGAY PUGUIS

Average Imputed Rent per Month for the House and/Lot: P4,452
Minimum Imputed Rent : P100
Maximum Imputed Rent : P120,000

Construction Materials of Housing Units

According to type of materials used for walls of houses, there were 1,362 households, whose walls were made of strong materials, representing 83.92%. A total of 201 households have house walls made up of mixed materials but predominantly strong, representing 12.38%. Twenty seven (27) households have walls made of salvaged or makeshift materials, representing 1.66% of the total households.

<i>Households by Type of Materials Used for Walls</i>	<i>#</i>	<i>%</i>
Strong Materials	1,362	83.92%
Light Materials	16	0.99%
Salvaged/Makeshift Materials	27	1.66%
Mixed but Predominantly Strong	201	12.38%
Mixed but Predominantly Light	10	0.62%
Mixed but Predominantly Salvage	7	0.43%
<i>Total</i>	<i>1,623</i>	<i>100.00%</i>

Source: CBMS 2010

With regards to type of materials used for the roof, a total of 1,332 households have house roofs made of strong materials, representing 82.07% of the total households. There were 232 households whose roofs were made of mixed but predominantly strong materials, representing 14.29%. Thirty two (32) households have house roofs made of salvage or makeshift materials, representing 1.97% of the total.

<i>Households by Type of Materials Used for Roof</i>	<i>#</i>	<i>%</i>
Strong Materials	1,332	82.07%
Light Materials	9	0.55%
Salvaged/Makeshift Materials	32	1.97%
Mixed but Predominantly Strong	232	14.29%
Mixed but Predominantly Light	12	0.74%
Mixed but Predominantly Salvage	6	0.37%
<i>Total</i>	<i>1,623</i>	<i>100.00%</i>

Source: CBMS 2010

Imputed Rent: if the house and lot is owned or being used for free, the imputed rent refers to the amount the owner would charge to rent the housing unit.



Republic of the Philippines
 Province of Benguet
Municipality of La Trinidad
BARANGAY PUGUIS

Households Conveniences

The most commonly owned appliance were LPG Gas Stove/Range with 1,465 households, representing 90.26%. This is followed by mobile phone or cellular phone with 1,398 households, representing 86.14%. Television was owned by 1,344 households, accounted to 82.81% of the total households.

There were 1,222 households who owned a radio or radio cassette, representing 75.29%. The CD/VCD/DVD Player was owned by 1,083 households, representing 66.73%. Some 786 households had refrigerator or freezer, representing 48.43%. A total of 767 households had washing machine which accounted to 47.26% of the total households.

<i>Households With Appliances/Durables</i>	<i>#</i>	<i>%</i>
Radio/Radio Cassette	1,222	75.29%
Television	1,344	82.81%
CD/VCD/DVD	1,083	66.73%
Stereo/Component	318	19.59%
Karaoke	155	9.55%
Refrigerator/Freezer	786	48.43%
Electric Fan	255	15.71%
Electric Iron	757	46.64%
LPG Gas Stove/Range	1,465	90.26%
Washing Machine	767	47.26%
Microwave Oven	271	16.70%
Personal Computer	455	28.03%
Mobile Phone/Cellular Phone	1,398	86.14%
Landline Telephone	119	7.33%
Air-conditioner	19	1.17%
Sewing Machine	76	4.68%
Car, Jeep, Motorcycle and Other Motorized Vehicles	435	26.80%

Source: CBMS 2010

E. SOCIAL WELFARE

Day Care Center Facilities

Lamtang Day Care Center
 Puguis Extension Day Care Center
 Puguis Proper Day Care Center

House of Prayer Day Care Center
 Longlong Day Care Center



Republic of the Philippines
 Province of Benguet
Municipality of La Trinidad
BARANGAY PUGUIS

Clientele Groups

Solo Parents

There were 143 solo parents in the community with 60 males and 83 females. Most of them were solo parents due to death of spouse accounted to 71, 24 males and 47 females, representing 49.65% of the total. Twenty five (25) were solo parents by reason of non-marriage with 14 males and 11 females, representing 17.48%. Abandonment of spouse was accounted to 15 solo parents, where 8 were males and 7 were females, representing 10.49%.

<i>Reasons For Being A Solo Parent</i>	<i>Male</i>	<i>Female</i>	<i>Total</i>	<i>%</i>
Death of Spouse	24	47	71	49.65%
Mental or Physical Incapacity of Spouse	1	5	6	4.20%
Legal Separation from Spouse for At least One Year	5	7	12	8.39%
Annulment of Marriage	0	3	3	2.10%
Abandonment of Spouse for At least One Year	8	7	15	10.49%
Unmarried Mother/Father Who Preferred to Keep the Child Instead of Others Caring for Her/Him	14	11	25	17.48%
Assumes the Responsibility of the Head of the Family	2	3	5	3.50%
Other Reason	6	0	6	4.20%
<i>Total</i>	<i>60</i>	<i>83</i>	<i>143</i>	<i>100.00%</i>

Source: CBMS 2010

Persons with Disability

A total of 89 persons with disability were recorded in the community with 69 males and 20 females. There were 7 persons who are partially deaf, of which 3 were males and 4 were females, representing 7.87%. Partially blind persons were at 4, 3 males and 1 female, representing 4.49%. Another 4 persons have low vision, where 3 were males and 1 was a female, representing 4.49%. Four (4) persons have oral defect with 3 males and a female, representing 4.49% of the total.

<i>Persons With Disability By Type</i>	<i>Male</i>	<i>Female</i>	<i>Total</i>	<i>%</i>
Total Blindness	2	1	3	3.37%
Partial Blindness	3	1	4	4.49%
Low Vision	3	1	4	4.49%
Totally Deaf	2	0	2	2.25%
Partially Deaf	3	4	7	7.87%
Hard of Hearing	1	1	2	2.25%
Oral Defect	3	1	4	4.49%
No Hands	1	0	1	1.12%
One Leg	0	1	1	1.12%
Mild Cerebral Palsy	1	0	1	1.12%
Severe Cerebral Palsy	2	0	2	2.25%
Regularly Intellectually Impaired	3	0	3	3.37%



Republic of the Philippines
 Province of Benguet
Municipality of La Trinidad
BARANGAY PUGUIS

Severely Intellectually Impaired	3	0	3	3.37%
Regularly Impaired by Mental Illness	1	1	2	2.25%
Severely Impaired by Mental Illness	1	1	2	2.25%
Regularly Multiple Impaired	1	0	1	1.12%
Severely Multiple Impaired	1	0	1	1.12%
Others	38	8	46	51.69%
<i>Total</i>	<i>69</i>	<i>20</i>	<i>89</i>	<i>100.00%</i>

Source: CBMS 2010

Some 42 person have disability due to illness, of whom 33 were males and 9 were females, representing 47.19%. There were 27 persons, whose disability is in-born with 22 males and 5 females, representing 30.34%. Twelve (12) persons' disability is due to accident with 8 males and 4 females, representing 13.48%.

<i>Cause of Disability</i>	<i>Male</i>	<i>Female</i>	<i>Total</i>	<i>%</i>
In-born	22	5	27	30.34%
Illness	33	9	42	47.19%
Accident	8	4	12	13.48%
Others	6	2	8	8.99%
<i>Total</i>	<i>69</i>	<i>20</i>	<i>89</i>	<i>100.00%</i>

Source: CBMS 2010

Out of 89 persons with disability, only 4 individuals received assistance, representing 4.49% of the total. Two (2) individuals received financial assistance, representing 2.25%. Medical assistance was received by 1 person with disability, representing 1.12%. One (1) individual received other kind of assistance, representing 1.12%. The sources of assistance were from Government with 3 recipients and from non-government agency with 1 recipient.

<i>Assistance Received</i>	<i>#</i>	<i>%</i>
Financial Assistance	2	2.25%
Medical Assistance	1	1.12%
Others	1	1.12%
<i>Total</i>	<i>4</i>	<i>4.49%</i>

Source: CBMS 2010

<i>Source of Assistance Received</i>	<i>#</i>	<i>%</i>
Government	3	3.37%
NGO	1	1.12%
<i>Total</i>	<i>4</i>	<i>4.49%</i>

Source: CBMS 2010



Republic of the Philippines
Province of Benguet
Municipality of La Trinidad
BARANGAY PUGUIS

Senior Citizens

Puguis has a total number of 203 senior citizens with 142 males and 61 females, representing 3.03% of the total population. There were 113 seniors who have senior citizen identification cards, wherein 78 were males and 35 were females, representing 55.67%. Ninety (90) seniors do not have identification cards with 64 males and 26 females, representing 44.33%. Six (6) senior citizens were able to use their identification cards, representing 5.31%.

<i>Senior Citizen ID Usage</i>	<i>Male</i>	<i>Female</i>	<i>Total</i>	<i>%</i>
Members who has Able to Use ID	6	0	6	5.31%
With Identification Cards	78	35	113	55.67%
Without Identification Cards	64	26	90	44.33%
<i>Total</i>	<i>142</i>	<i>61</i>	<i>203</i>	<i>100.00%</i>

Source: CBMS 2010

Access to Government Programs

There were 686 households who were able to benefit from the different programs of the Government, representing 42.27% of the total number of households. Most of them or 191 households were recipients of Supplemental Feeding program, representing 27.84%. The Philhealth for the Indigents have 185 beneficiaries, representing 26.97%. A total of 182 households were recipients of the Health Assistance program, accounted to 26.53% of the total. From these programs, at least 92.86% of the beneficiaries of the programs said that the effects of the programs were good.

<i>Type of Programs Received/Availed by the HHs</i>	<i>#</i>	<i>%</i>
Recipient of CARP	3	0.44%
Philhealth for Indigents	185	26.97%
Supplemental Feeding Program	191	27.84%
Health assistance program	182	26.53%
Education / scholarship program	69	10.06%
Skills or livelihood training program	19	2.77%
Housing program	9	1.31%
Credit program	27	3.94%
Other types of program, specify	1	0.15%
<i>Total</i>	<i>686</i>	<i>100.00%</i>

Source: CBMS 2010

<i>Effect of the Programs</i>	<i>#</i>	<i>%</i>
Positive	637	92.86%
No Effect	49	7.14%
Negative Effect	0	0.00%
<i>Total</i>	<i>686</i>	<i>100.00%</i>

Source: CBMS 2010



Republic of the Philippines
 Province of Benguet
Municipality of La Trinidad
BARANGAY PUGUIS

F. PUBLIC SAFETY

Peace and Order

A total of 147 incidents of crime were recorded in Puguis. Most of these crimes were vehicular accident accounted to 74, representing 50.34%. This is followed by theft with 22 incidents, representing 14.97%. Physical injuries were accounted to 14 incidents, representing 9.52%. And other non-index crimes were at 12, representing 8.16% of the total.

<i>Victims of Crime</i>	<i>#</i>	<i>%</i>
Car Napping	1	0.68%
Child Abuse	7	4.76%
Homicide	1	0.68%
Other Non-index	12	8.16%
Physical Injuries	14	9.52%
Rape	1	0.68%
Robbery	6	4.08%
Theft	22	14.97%
Special Laws	2	1.36%
VAWC	7	4.76%
Vehicular Accidents	74	50.34%
<i>Total</i>	<i>147</i>	<i>100.00%</i>

Source: PNP-LT, 2012 Data

Calamity

There were 1,069 households who were affected by natural and/or man-made disasters in 2010. Most are affected by typhoon accounted to 717 households, representing 67.07%. Some 261 households were affected by flood, representing 24.42%. Drought had 64 casualties, representing 5.99%.

<i>Types of Calamities</i>	<i>#</i>	<i>%</i>
Typhoon	717	67.07%
Flood	261	24.42%
Drought	64	5.99%
Earthquake	4	0.37%
Volcanic Eruption	0	0.00%
Armed Conflict	0	0.00%
Fire	3	0.28%
Others	20	1.87%
<i>Total</i>	<i>1,069</i>	<i>100.00%</i>

Source: CBMS 2010



Republic of the Philippines
Province of Benguet
Municipality of La Trinidad
BARANGAY PUGUIS

V. ECONOMY

A. SOURCES OF INCOME

Entrepreneurial Activities

As to income, 829 households were engaged in entrepreneurial activities including agricultural activities, representing 51.08%. At most, 308 households were engaged in crop farming and gardening with an average income of P52,299.00 annually. There were 238 households who were in wholesale and retail trade activities having an average annual income of P139,697. Transportation, storage, and communication services had 118 households with an average annual income of P123,174.00.

<i>Entrepreneurial Activities by Income</i>	<i>Households</i>		<i>Income (P)</i>		
	<i>#</i>	<i>%</i>	<i>Minimum</i>	<i>Average</i>	<i>Maximum</i>
Crop Farming and Gardening	308	18.98%	P 1,000	P52,299	P600,000
Livestock and Poultry Raising	24	1.48%	6,000	45,854	360,000
Fishing Activities	1	0.06%	10,000	10,000	10,000
Forestry and Hunting Activities	2	0.12%	24,000	300,000	576,000
Wholesale & Retail Trade Activities	238	14.66%	220	139,697	2,000,000
Manufacturing Activities	28	1.73%	3,000	192,446	2,500,000
Community, Social & Personal	49	3.02%	8,000	112,494	360,000
Transportation, Storage, and Communication Services	118	7.27%	6,000	123,174	840,000
Mining and Quarrying Activities	3	0.19%	35,000	43,533	50,000
Construction	24	1.48%	5,000	387,558	7,000,000
Other Activities	34	2.10%	5,000	113,494	600,000
<i>Total</i>	<i>829</i>				

Source: CBMS 2010

Salaries and Wages

More than half of the total households or 1,021 households in the community were wage earners. Their average annual income was P143,873.00.

<i>Salaries and Wages by Income</i>	<i>Households</i>		<i>Income (P)</i>		
	<i>#</i>	<i>%</i>	<i>Minimum</i>	<i>Average</i>	<i>Maximum</i>
Salaries and Wages	1,021	62.91%	P2,400	P143,873	P4,738,000

Source: CBMS 2010

Additional Source of Income

Aside from the main source of income, there were 833 households who have other sources of income. A total of 220 households received remittances from Overseas Filipino Workers with an average income of P108,802.00 annually. There were 166 households who received cash receipts, support, assistance and relief from domestic sources with an average annual income of P17,890.00.



Republic of the Philippines
Province of Benguet
Municipality of La Trinidad
BARANGAY PUGUIS

Some 119 households had additional income from cash receipts, support, assistance and relief received from abroad having an average income of ₱1,864,613 annually. Seventy two (72) households received additional income from rentals of agricultural lands, spaces, buildings and other properties with an average annual income of ₱71,388.00. There were 58 households who have additional income from their net share of crops, livestock, and poultry raised by other households having an average annual income of ₱39,040.00.

<i>Additional Sources of Income</i>	<i>Number of HHs</i>	<i>Minimum Income</i>	<i>Average Income</i>	<i>Maximum Income</i>
Net Share of Crops, Livestock, and Poultry Raised by Other Households	58	₱500	₱39,040	₱363,600
Remittances from Overseas Filipino Workers	220	1,000	108,802	1,200,000
Receipts from Abroad	119	200	1,864,613	220,000,000
Receipts from Domestic Sources	166	200	17,890	216,000
Rentals Received	72	1,000	71,388	600,000
Interest Earned	27	120	27,664	180,000
Pension and Retirement Received	53	500	153,194	3,000,000
Dividends from Investment	17	1,000	13,818	46,000
Other Sources	101	300	52,323	372,000
<i>Total</i>	<i>833</i>			

Source: CBMS 2010

Annual Per Capita Poverty Income

There were 239 households whose annual per capita income are below poverty threshold (₱15,820), representing 14.73%. The annual per capita poverty threshold is the minimum annual income required to be spent by each member of a family to satisfy their nutritional requirements and other basic needs.

Agriculture

Households who are engaged in agricultural activities were at 308, representing 18.98% of the total households.

Tenure Status. Out of the 308 households engaged in agriculture, 167 households were owners of agricultural land, representing 54.22%. There were 93 households who are renting the agricultural land they were tilling, representing 30.19%. Thirty (30) households do not actually own the land they were tilling but with the consent of the owner, representing 9.74%.

<i>Tenure Status (Agricultural Land)</i>	<i>#</i>	<i>%</i>
Owned or owner-like possession	167	54.22%
Rent	93	30.19%
Not owned but with consent of owner	30	9.74%
Not owned and without consent of owner	2	0.65%
Other	12	3.90%
Not Stated	4	1.30%
<i>Total</i>	<i>308</i>	<i>100.00%</i>

Source: CBMS 2010



Republic of the Philippines
Province of Benguet
Municipality of La Trinidad
BARANGAY PUGUIS

Agricultural Land Area. There were 256 households who worked on an agricultural land less than 1 hectare, representing 83.12%. Thirty three (33) households were working on 1 to 3 hectares of land, representing 10.71%. Three (3) households were tilling land that is more than 5 hectares, representing 0.97%. And 2 households were working on 3-5 hectares of land, representing 0.65%.

<i>Area of Agricultural Land</i>	<i>#</i>	<i>%</i>
Less Than 1 Hectare	256	83.12%
1 - 3 Hectares	33	10.71%
3.1 - 5 Hectares	2	0.65%
More Than 5 Hectares	3	0.97%
Not Specified	14	4.55%
<i>Total</i>	<i>308</i>	<i>100.00%</i>

Source: CBMS 2010

Agricultural Implements. A total of 590 farmers owned the equipment and facilities they used, representing 93.50%. Forty one (41) households do not own the equipment and facilities they used, representing 6.50%. The most commonly owned equipment/facility was insecticide or pesticide sprayer with 182 households, representing 28.84%. There were 75 households who owned a harrow, representing 11.89%. The plow was owned by 59 households, representing 9.35% of the total.

<i>Own Equipments/Facilities</i>	<i>#</i>	<i>%</i>
Yes	590	93.50%
No	41	6.50%
<i>Type of Agricultural Equipment or Facilities Used</i>	<i>#</i>	<i>%</i>
Beast Of Burden	6	0.95%
Plow	59	9.35%
Harrow	75	11.89%
Mower	40	6.34%
Thresher or Corn Sheller	13	2.06%
Insecticide or Pesticide Sprayer	182	28.84%
Farm Tractor	13	2.06%
Hand Tractor	5	0.79%
Turtle or Mud Boat	0	0.00%
Planter or Transplanter or Dryers	3	0.48%
Mechanical Dryer	0	0.00%
Multipurpose Drying Pavement	3	0.48%
Rice Mill/Corn Mill/Feed Mill	2	0.32%
Harvester, Any Crop	7	1.11%
Warehouse Granary	25	3.96%
Farm Shed	30	4.75%
Irrigation Pump	43	6.81%
Other Equipments/Facilities	125	19.81%

Source: CBMS 2010



Republic of the Philippines
Province of Benguet
Municipality of La Trinidad
BARANGAY PUGUIS

Livestock Raising

There were 24 households who were engaged in livestock raising. Eighteen (18) households were raising hog for fattening, representing 75%. Three (3) households were raising chicken, representing 12.50%. Sow was raised by 2 households, representing 8.33%.

<i>Livestock Being Raised by Households</i>	<i>#</i>	<i>%</i>
Hog for Fattening	18	75.00%
Sow	2	8.33%
Goat	0	0.00%
Carabao	0	0.00%
Cow	0	0.00%
Chicken	3	12.50%
Chicken for Egg Laying	0	0.00%
Duck	0	0.00%
Other Livestock/Poultry	1	4.17%
<i>Total</i>	<i>24</i>	<i>100.00%</i>

Source: CBMS 2010

There were 169 live animals, 4,050 kilograms of meat, and 120 pieces of eggs were produced annually by those households who were engaged in livestock or poultry raising.

<i>Volume of Production of Livestock/Poultry</i>	<i>Volume of Production</i>
Live animals	169 heads
Meat	4,050 kgs.
Milk	0 liters
Eggs	120 pcs.

Source: CBMS 2010

Fishing

Only one household was engaged in fishing.

B. EMPLOYMENT

Labor Force

The potential labor force of barangay Puguis is composed of 4,307 persons with 2,156 males and 2,151 females, representing 64.32% of the total population. The actual labor force is 2,766 persons with 1,700 males and 1,066 females, which does not include those unable, not available and not looking for work (e.g. students, disabled, housewives, retirees, and seasonal workers). There were 2,553 persons who are employed, where 2,486 persons were 15-64 years old, 7 were 14 years old and below, and 60 persons were 65 years old and above, garnering a 92.30% employment rate. A total of 213 individuals were unemployed which are composed of 86 males and 127 females, representing 7.70%.



Republic of the Philippines
Province of Benguet
Municipality of La Trinidad
BARANGAY PUGUIS

<i>Labor Force</i>	<i>Male</i>	<i>Female</i>	<i>Total</i>	<i>%</i>
Potential Labor Force (15-64 years old)	2,156	2,151	4,307	
<i>Actual Labor Force</i>				
Employed	1,614	939	2,553	92.30%
<i>Employed Members (15-64 Years Old)</i>	1,576	910	2,486	89.88%
<i>Employed Members (14 Years Old & Below)</i>	6	1	7	0.25%
<i>Employed Members (65 Years Old & Above)</i>	32	28	60	2.17%
Unemployed Members Who are Looking for Work	86	127	213	7.70%
Actual Labor Force	1,700	1,066	2,766	100.00%

Source: CBMS 2010

Nature of Employment

There were 1,684 persons who are permanently employed with 1,037 males and 647 females, representing 65.96%. Persons employed on a short-term, seasonal and/or casual basis were at 778, wherein 511 were males and 267 were females, representing 30.47%. A total of 91 persons worked on different jobs on day to day or week to week basis, where 66 were males and 25 were females, representing 3.56% of the total.

<i>Nature Of Employment</i>	<i>Male</i>	<i>Female</i>	<i>Total</i>	<i>%</i>
Permanent	1,037	647	1,684	65.96%
Short-term, seasonal, casual	511	267	778	30.47%
Worked on different jobs on day to day/week to week	66	25	91	3.56%
<i>Total</i>	<i>1,614</i>	<i>939</i>	<i>2,553</i>	<i>100.00%</i>

Source: CBMS 2010

Employment by Sector

Most of the employed members of the labor force were in agriculture, mining and forestry sector accounted to 750, with 465 males and 285 females, representing 29.37%. There were 415 persons employed in wholesale and retail trade, wherein 191 were males and 224 were females, representing 16.25%. Transportation, storage and communication employed 314 persons, 297 males and 17 females, representing 12.29%.

A total of 200 persons were in construction sector with 196 males and 4 females, representing 7.83%. Some 171 persons were employed in other community, social/personal activities, which composed of 108 males and 63 females, representing 6.69%. Public administration and defense sector had 145 persons with 105 males and 40 females, representing 5.68%. One hundred twenty six (126) persons were in education sector, 39 males and 87 females, representing 4.94% of the total.



Republic of the Philippines
Province of Benguet
Municipality of La Trinidad
BARANGAY PUGUIS

<i>Employment By Sector/Industry</i>	<i>Male</i>	<i>Female</i>	<i>Total</i>	<i>%</i>
Agriculture, Mining, and Forestry	465	285	750	29.37%
Fishing	5	1	6	0.24%
Mining and Quarrying	13	3	16	0.63%
Manufacturing	41	37	78	3.06%
Electricity, Gas, and Water Supply	28	10	38	1.49%
Construction	196	4	200	7.83%
Wholesale & Retail Trade, Vehicle Repair	191	224	415	16.25%
Hotel and Restaurants	30	48	78	3.06%
Transportation, Storage, and Communication	297	17	314	12.29%
Financial Intermediation	14	13	27	1.06%
Real Estate, Renting, and Business Activities	23	18	41	1.61%
Public Administration and Defense	105	40	145	5.68%
Education	39	87	126	4.94%
Health and Social Work	16	51	67	2.62%
Other Community, Social/Personal Activities	108	63	171	6.69%
Private HHs with Employed Persons	41	34	75	2.94%
Extra- territorial Organization	2	3	5	0.20%
Others	0	1	1	0.04%
<i>Total</i>	<i>1,614</i>	<i>939</i>	<i>2,553</i>	<i>100.00%</i>

Source: CBMS 2010

Primary Occupation or Business

There were 630 persons who are laborers and unskilled workers, of whom 443 males and 187 females, representing 24.68%. Service workers, shop workers and market sales workers accounted to 515 with 231 males and 284 females, representing 20.17%. Some 469 persons were farmers, forestry workers and fishermen with 301 males and 168 females, representing 18.37%. Plant operators, machine operators and assemblers accounted to 335. This is composed of 311 males and 24 females, representing 13.12%.

<i>Type Of Primary Occupation or Business</i>	<i>Male</i>	<i>Female</i>	<i>Total</i>	<i>%</i>
Officials of Gov't & Special-Interest Organizations, Corporate, Executives, Managers, Managing Proprietors and Supervisors	73	45	118	4.62%
Physical, Mathematical & Engineering Science Professionals	68	114	182	7.13%
Technician and Associate Professionals	55	21	76	2.98%
Clerks	16	44	60	2.35%
Service Workers and Shop and Market Sales Workers	231	284	515	20.17%
Farmers, Forestry Workers and Fishermen	301	168	469	18.37%
Trades and Related Workers	104	44	148	5.80%
Plant and Machine Operators and Assemblers	311	24	335	13.12%
Laborers and Unskilled Workers	443	187	630	24.68%
Special Occupations	12	8	20	0.78%
<i>Total</i>	<i>1,614</i>	<i>939</i>	<i>2,553</i>	<i>100.00%</i>

Source: CBMS 2010



Republic of the Philippines
 Province of Benguet
Municipality of La Trinidad
BARANGAY PUGUIS

Class of Workers

A total of 923 persons worked for private establishments with 630 males and 293 females, representing 36.15%. There were 522 persons who are self employed, where 331 were males and 191 were females, representing 20.45%. Persons who worked for a household were at 437 with 280 males and 157 females, representing 17.12%. Three hundred nineteen (319) persons worked for government or Government Corporation with 183 males and 136 females, representing 12.50%.

<i>Class Of Worker</i>	<i>Male</i>	<i>Female</i>	<i>Total</i>	<i>%</i>
Worked for a household	280	157	437	17.12%
Worked for a private establishment	630	293	923	36.15%
Worked for government/ government corporation	183	136	319	12.50%
Self employed without employees	331	191	522	20.45%
Employer in own family-operated farm or business	74	68	142	5.56%
Worked with pay on own family operated farm/business	52	30	82	3.21%
Work without pay on own family operated farm/business	64	64	128	5.01%
<i>Total</i>	<i>1,614</i>	<i>939</i>	<i>2,553</i>	<i>100.00%</i>

Source: CBMS 2010

Professionals

There were 343 who are professionals in the community with 282 males and 61 females, representing 5.12% of the total population. At most, 108 were professional teachers with 86 males and 22 females, representing 31.49%. Nurses were at 80, of whom 62 were males and 18 were females, representing 23.32%. Twenty five (25) persons were criminologists, composed of 22 males and 3 females, representing 7.29%. Civil engineers were accounted to 19, where 17 were males and 2 were females, representing 5.54%.

<i>Type of Professionals</i>	<i>Male</i>	<i>Female</i>	<i>Total</i>	<i>%</i>
Aeronautical Engineering	2	0	2	0.58%
Agriculturist	10	2	12	3.50%
Architect	1	1	2	0.58%
Attorney-at-Law	5	0	5	1.46%
Certified Plant Mechanic	1	0	1	0.29%
Certified Public Accountant	15	3	18	5.25%
Chemist	1	0	1	0.29%
Civil Engineer	17	2	19	5.54%
Criminologist	22	3	25	7.29%
Dentist	1	0	1	0.29%
Elect. and Comm. Engineer	1	0	1	0.29%
Forester	3	0	3	0.88%
Geodetic Engineer	1	0	1	0.29%
Librarian	1	0	1	0.29%
Mechanical Engineer	4	0	4	1.17%



Republic of the Philippines
Province of Benguet
Municipality of La Trinidad
BARANGAY PUGUIS

Mechanical Plant Engineer	1	0	1	0.29%
Medical Doctor	1	1	2	0.58%
Medical Laboratory Technician	1	0	1	0.29%
Medical Technologist	1	0	1	0.29%
Midwife	3	1	4	1.17%
Mining Engineer	1	0	1	0.29%
Naval Arch. And Marine Engineer	1	0	1	0.29%
Nurse	62	18	80	23.32%
Nutrition Dietitian	2	0	2	0.58%
Occupational Therapist	1	0	1	0.29%
Pharmacist	4	0	4	1.17%
Physical Therapist	1	1	2	0.58%
Physical Therapy Technician	1	0	1	0.29%
Physician	5	2	7	2.04%
Professional Teacher	86	22	108	31.49%
Radiologic Technologist	1	0	1	0.29%
Registered Electrical Engineer	3	0	3	0.88%
Sanitary Engineer	1	0	1	0.29%
Social Worker	5	3	8	2.33%
Veterinarian	2	0	2	0.58%
X-ray Technologist	1	0	1	0.29%
Others	13	2	15	4.37%
<i>Total</i>	<i>282</i>	<i>61</i>	<i>343</i>	<i>100.00%</i>

Source: CBMS 2010

Unemployment and Job Search Method

There were 213 unemployed persons in the community, where 86 were males and 127 were females. As a method for searching a job, 87 persons approached relatives or friends, representing 40.85%. Thirty six (36) individuals registered in private employment agencies with 10 males and 26 females, representing 16.90%. Thirty five (35) persons approached employer directly, where 11 were males and 24 were females, representing 16.43%. Another 35 unemployed persons placed or answered private advertisements with 13 males and 22 females, representing 16.43%.

<i>Job Search Method</i>	<i>Male</i>	<i>Female</i>	<i>Total</i>	<i>%</i>
Registered in public employment agency	7	9	16	7.51%
Registered in private employment agency	10	26	36	16.90%
Approached employer directly	11	24	35	16.43%
Approached relatives/friends	44	43	87	40.85%
Placed or answered private advertisements	13	22	35	16.43%
Others	1	3	4	1.88%
<i>Total</i>	<i>86</i>	<i>127</i>	<i>213</i>	<i>100.00%</i>

Source: CBMS 2010



Republic of the Philippines
 Province of Benguet
Municipality of La Trinidad
BARANGAY PUGUIS

Reason for Not Searching or Applying for a Job

A total of 1,608 persons were not searching for work, which composed of 494 males and 1,114 females, representing 37.33% of the total potential labor force. Most of them or 666 persons were not applying for work due to housekeeping responsibilities with 48 males and 618 females, representing 41.42%. This is followed by students with 626, of whom 285 were males and 341 were females, representing 38.93%. One hundred sixty two (162) persons or 10.07% were either young or too old, retired, or permanently disabled, where 78 were males and 84 were females.

<i>Reasons For Not Looking For Work</i>	<i>Male</i>	<i>Female</i>	<i>Total</i>	<i>%</i>
Believes no work is available	21	14	35	2.18%
Awaiting results of previous job application	16	19	35	2.18%
Temporary illness/disability	15	13	28	1.74%
Bad Weather	1	1	2	0.12%
Waiting for rehire/job recall	10	6	16	1.00%
Too young/old, retired, permanently disabled	78	84	162	10.07%
Housekeeping	48	618	666	41.42%
Schooling	285	341	626	38.93%
Other reasons	20	18	38	2.36%
<i>Total</i>	<i>494</i>	<i>1,114</i>	<i>1,608</i>	<i>100.00%</i>

Source: CBMS 2010

Overseas Employment

There were 215 former members of the households who were Overseas Filipino Workers, where 135 were males and 80 were females. Thirty eight (38) workers were in Hong Kong, representing 17.67% of the total. Saudi Arabia hired 28 workers, representing 13.02%. Nineteen (19) OFWs were in Canada, representing 8.84%. Fifteen (15) individuals were workers in United Arab Emirates, representing 6.98% of the total.

<i>Country of Work</i>	<i>#</i>	<i>%</i>
Australia	4	1.86%
Brunei Darussalam	1	0.47%
Canada	19	8.84%
China	3	1.40%
Cyprus	2	0.93%
Germany	2	0.93%
Greece	1	0.47%
Hong Kong	38	17.67%
Indonesia	2	0.93%
Ireland	1	0.47%
Israel	7	3.26%



Republic of the Philippines
Province of Benguet
Municipality of La Trinidad
BARANGAY PUGUIS

Italy	5	2.33%
Japan	3	1.40%
Jordan	1	0.47%
Kenya	1	0.47%
Korea	8	3.72%
Kuwait	3	1.40%
Libyan Arab Jamahiriya	1	0.47%
Macao	2	0.93%
Malaysia	3	1.40%
Mali	1	0.47%
New Zealand	6	2.79%
Oman	2	0.93%
Qatar	1	0.47%
Saudi Arabia	28	13.02%
Singapore	7	3.26%
South Africa	1	0.47%
Switzerland	1	0.47%
Taiwan	9	4.19%
Thailand	2	0.93%
United Arab Emirates	15	6.98%
United Kingdom	12	5.58%
United States of America	14	6.51%
Yemen	1	0.47%
Zambia	3	1.40%
Others	5	2.33%
<i>Total</i>	<i>215</i>	<i>100.00%</i>

Source: CBMS 2010

Kind of Work Abroad

As to kind of work abroad, there were 130 OFWs who are service workers, shop workers and market sales workers, of whom 87 were males and 43 were females, representing 60.47%. Physical, mathematical and engineering science professionals were accounted to 54 with 31 males and 23 females, representing 25.12%. Eleven (11) OFWs were laborers and unskilled workers with 7 males and 4 females, representing 5.12%.

<i>Kind of Work in Abroad</i>	<i>Male</i>	<i>Female</i>	<i>Total</i>	<i>%</i>
Officials of Gov't & Special-Interest Organizations, Corporate Executives, Managers, Managing Proprietors and Supervisors	2	3	5	2.33%
Physical, Mathematical & Engineering Science Professionals	31	23	54	25.12%
Technician and Associate Professionals	0	3	3	1.40%
Clerks	0	0	0	0.00%
Service Workers, Shop Workers and Market Sales Workers	87	43	130	60.47%
Farmers, Forestry Workers and Fishermen	0	0	0	0.00%
Trades and Related Workers	0	0	0	0.00%
Plant and Machine Operators and Assemblers	4	2	6	2.79%
Laborers and Unskilled Workers	7	4	11	5.12%
Special Occupations	4	2	6	2.79%
<i>Total</i>	<i>135</i>	<i>80</i>	<i>215</i>	<i>100.00%</i>

Source: CBMS 2010



Republic of the Philippines
Province of Benguet
Municipality of La Trinidad
BARANGAY PUGUIS

C. INFRASTRUCTURE AND UTILITIES

Electricity

A total of 1,564 households have electrical connection with BENEKO, representing 96.43% of the total households. Fifty nine (59) households had no electrical connection, representing 3.64%. The average monthly electrical bill was at ₱4,452.00.

Number of Households with Electricity Connections: 1,564 (96.43% of total HHs)

Number of Households w/o Electricity Connections: 59 (3.64% of the HHs)

Average Monthly Electric Bill : ₱4,452.00

<i>Source of Electricity in the House/Building</i>	<i>#</i>	<i>%</i>
Electric Company	1,564	96.37%
Generator	4	0.25%
Solar	1	0.06%
Battery	3	0.18%
None	51	3.14%
<i>Total</i>	<i>1,623</i>	<i>100.00%</i>

Source: CBMS 2010

Access to Safe Drinking Water

More than half of the total households or 888 households have access to safe water (bottled water). There were 343 households, whose sources of drinking water are from rivers, streams, lakes and springs, representing 21.13%. Households whose water is connected to community water system were at 200, representing 12.32%. Sixty three (63) households shared deep well to other households, representing 3.88%.

<i>Source of Drinking Water</i>	<i>#</i>	<i>%</i>
Community Water System-own	200	12.32%
Community Water System-shared	59	3.64%
Deep Well-own	18	1.11%
Deep Well-shared	63	3.88%
Artesian Well-own	0	0.00%
Artesian Well-shared	1	0.06%
Dug/Shallow Well-own	4	0.25%
Dug/Shallow Well-shared	3	0.18%
Rivers, Streams, Lakes, Springs	343	21.13%
Bottled Water	888	54.71%
Tanker Truck/Peddler	42	2.59%
Others	2	0.12%
<i>Total</i>	<i>1,623</i>	<i>100.00%</i>

Source: CBMS 2010



Republic of the Philippines
 Province of Benguet
Municipality of La Trinidad
BARANGAY PUGUIS

There were 427 households whose source of water is within their premises, representing 26.31%. Households whose source of drinking water is outside their premises but less than 250 meters were at 205, representing 12.63%. Fifty (50) households had source of drinking water outside their premises and it is more than 250 meters, representing 3.08%.

<i>Distance of Source of Drinking Water</i>	<i>#</i>	<i>%</i>
Within Premises	427	26.31%
Outside Premises But 250 Meters/Less	205	12.63%
251 Meters or More	50	3.08%
Don't Know	9	0.55%
Not Stated	932	57.42%
<i>Total</i>	<i>1,623</i>	<i>100.00%</i>

Source: CBMS 2010

Domestic Water System

The La Trinidad Strawberry Multi-Purpose Cooperative (LTSMP) runs a domestic water system which serves 16% of the total households in the community.

As per record of the La Trinidad Water District, a total of 1,025 households were being served by their domestic water system.

Roads

<i>Name of Road</i>	<i>Length (km)</i>	<i>Road ROW (M)</i>	<i>Area of Jurisdiction</i>	<i>Remarks</i>
Pico-Lamtang Road	8.828	20.000	National	Concrete/Asphalt/Gravel
Longlong-Balite-Pinsao Road	1.547	2.540	Barangay	Concrete/Gravel
Longlong-Timoy Road	0.286	2.630	Barangay	Gravel
Stockfarm-Ampasit-Puguis Road	1.045	2.830	Barangay	Concrete/Earth/Dirt

Source: CLUP 2000-10 & 2013-2023



Republic of the Philippines
Province of Benguet
Municipality of La Trinidad
BARANGAY PUGUIS

VI. GOVERNANCE

Vision

We envision Barangay Puguis a balanced, self-sustaining agricultural, and well-developed community with God-fearing, healthy and united people living within.

Mission

- To unite the people within the barangay and promote active participation towards achieving our vision.
- To exercise the Council's maximum taxing powers granted by the Local Code.
- To partner experts in the conduct of programs and activities benefiting the whole community.

Goals

- Evaluate and prioritize proposed projects and wisely allocate available funds.
- Strengthen all Non-Government Organizations in the barangay.
- Continuous sponsor of health, nutrition and clean and green activities.

CBMS Indicators of Poverty

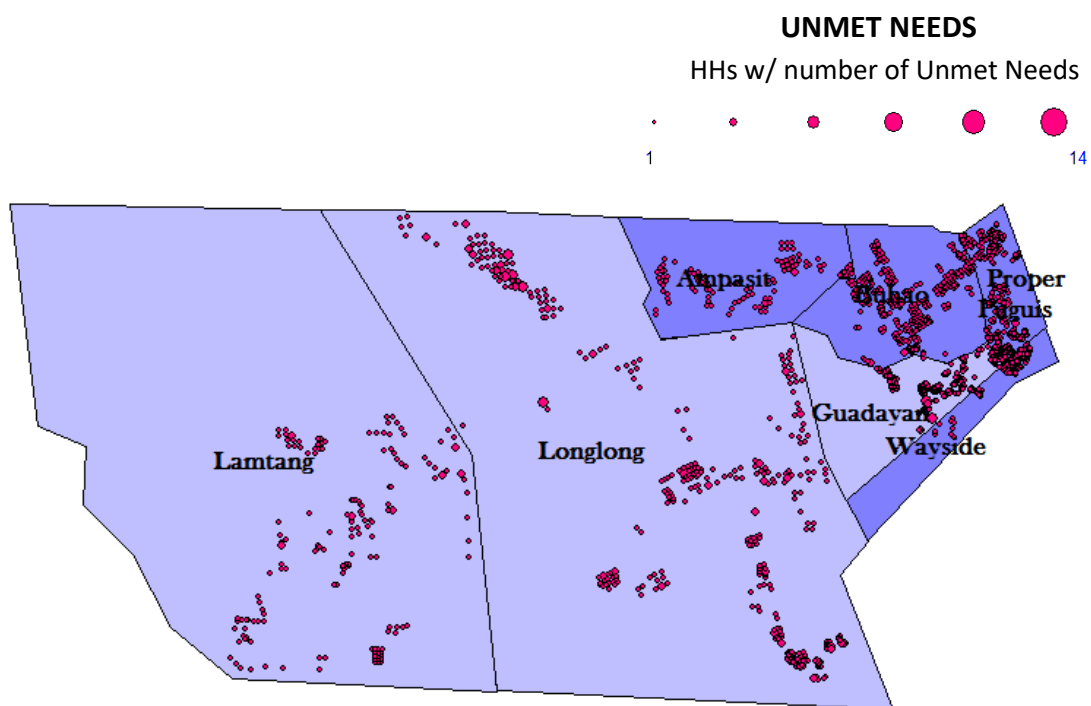
Access to safe water is the most felt problem of the community wherein there were 394 households who are affected. Most of the affected households were situated in Longlong, Lamtang and Guadayan with 151 households, 91 households, and 78 households respectively.

Another most felt problem among the residents in Puguis is low income with 239 affected households. There were 98 affected households in Longlong, 34 households in Buhao, and 31 households in Proper Puguis.

Some 198 individuals were affected by unemployment where most of them were residents of Buhao accounted to 60 persons, Longlong with 40 persons, and Proper Puguis with 31 persons.



Republic of the Philippines
 Province of Benguet
Municipality of La Trinidad
BARANGAY PUGUIS



Poverty Indicators/Sitio	Ampasit	Buhao	Guadayan	Lamtang	Longlong	Proper Puguis	Wayside	Total
A. EDUCATION								
Children Not Attending E/S	2	4	4	1	7	9	1	28
Children Not Attending High School	4	18	10	9	23	15	12	91
B. HEALTH & NUTRITION								
Children (0-5 years old) who died	0	1	2	1	0	0	1	5
Women who Died	0	0	0	0	0	0	0	0
Malnourished Children	0	0	0	0	0	0	0	0
C. HOUSING								
HH Who are Squatters	2	4	28	1	9	0	0	44
HH in Makeshift Housing	0	2	11	5	8	8	7	41
D. INCOME & LIVELIHOOD								
HH w/ incomes Below Poverty Threshold	14	34	21	20	98	31	21	239
HH w/ incomes Below Food Threshold	6	21	13	14	55	16	9	134
HH who Experienced Hunger	0	1	0	1	1	0	0	3
Unemployed	15	60	22	18	40	31	12	198
E. WATER & SANITATION								
HH without Access to Safe Water	31	23	78	91	151	4	16	394
HH with No Sanitary Toilet	4	4	4	6	72	2	1	93

Source: CBMS 2010, as verified by Barangay Officials in 2012