



Republic of the Philippines
Province of Benguet
Municipality of La Trinidad
BARANGAY BINENG

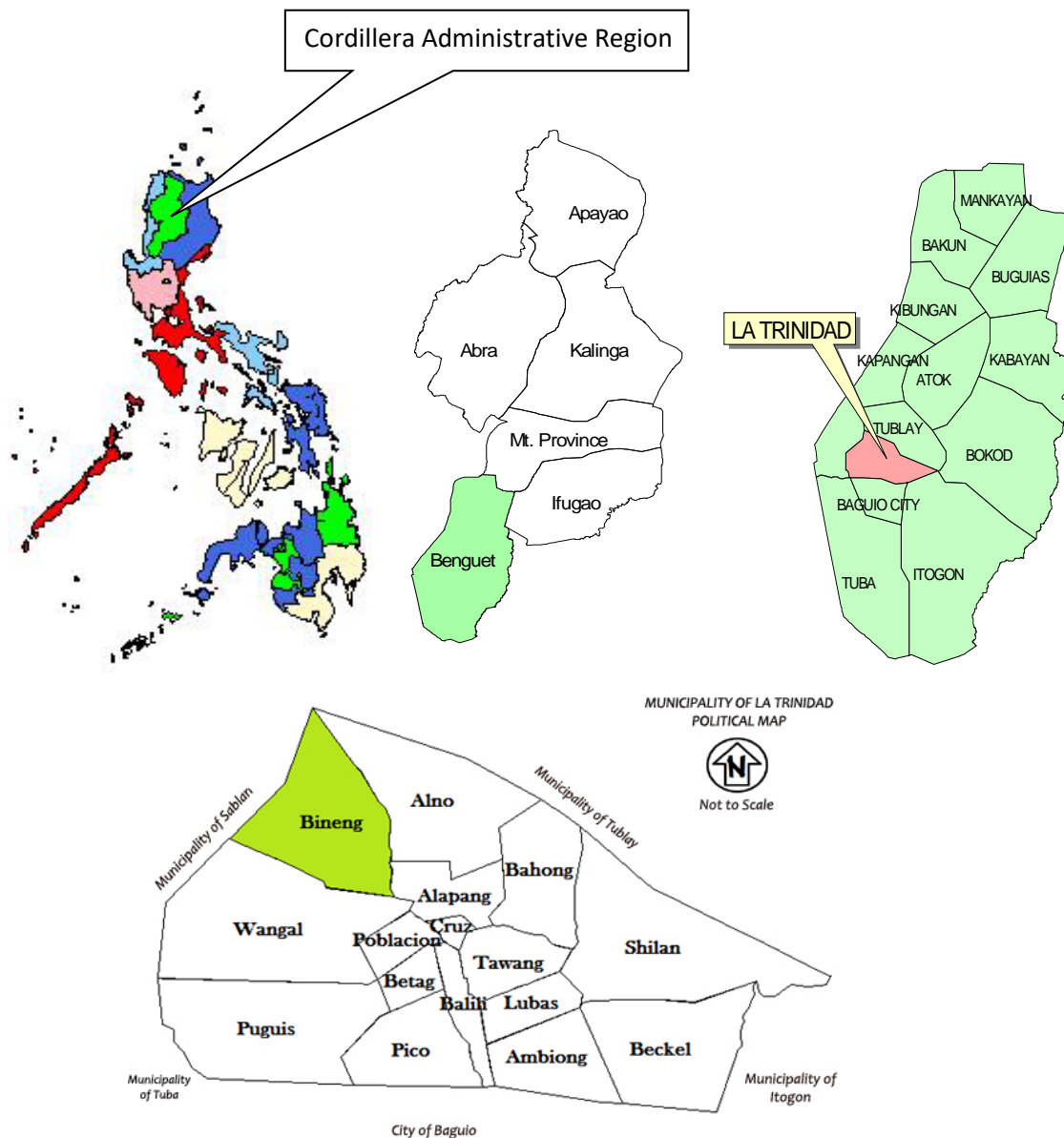
PHYSICAL AND SOCIO-ECONOMIC PROFILE

I. PHYSICAL PROFILE

Geographic Location

Bineng is one of the barangays of the municipality of La Trinidad, Province of Benguet, and part of the Cordillera Administrative Region.

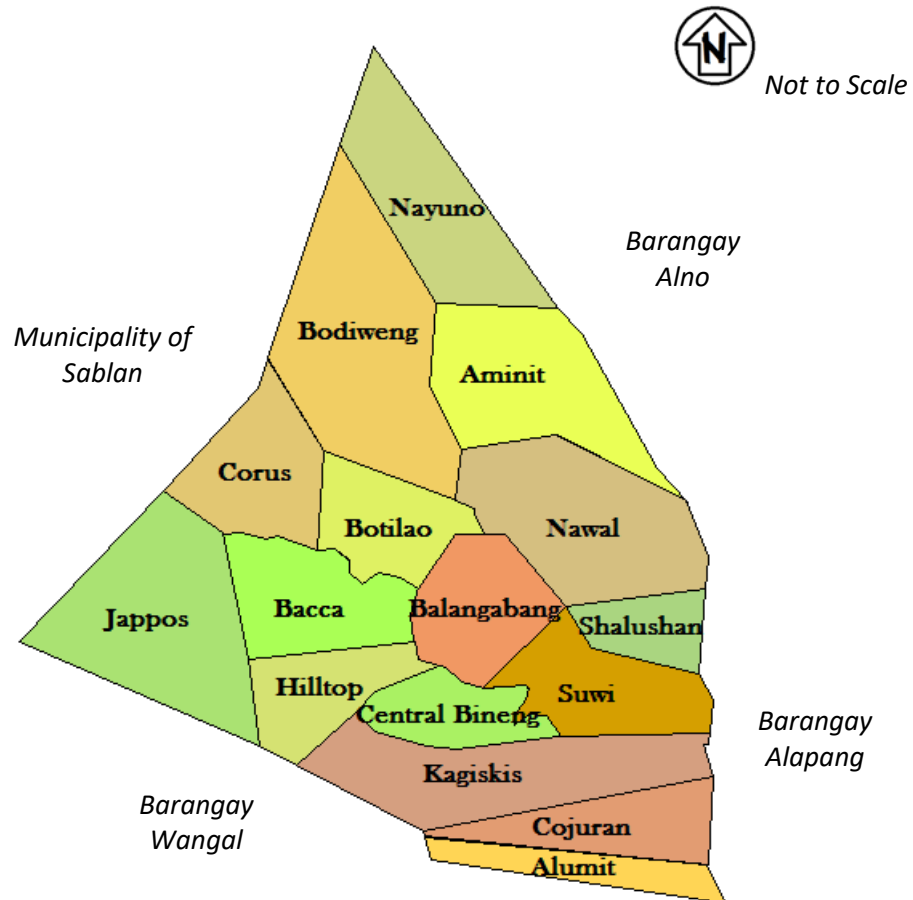
Barangay Bineng is located on the southwestern part of La Trinidad. The barangay shares its boundaries with Tublay and Alno to the north, Wangal and Poblacion to the south, Alno and Alapang to the east and Sablan to the west. The barangay has a distance of 2 kilometers from Poblacion and 8 kilometers from Baguio City.





Republic of the Philippines
Province of Benguet
Municipality of La Trinidad
BARANGAY BINENG

POLITICAL MAP OF BARANGAY BINENG



Prepared By: MPDO La Trinidad under the CBMS Project, 2013

Land Area and Political Subdivisions

The barangay has a land area of 825.4258 hectares. There are 16 sitios in Bineng namely: Alumit, Aminit, Bacca, Balangabang, Bodiweng, Botilao, Central Bineng, Cojuran, Corus, Hilltop, Japos, Kagiskis, Nawal, Nayuno, Shalushan and Suwi.

Accessibility

One can access barangay Bineng by passing by the provincial Capitol and the Provincial Jail. Public Utility Jeeps are available at the foot of the Provincial Capitol, in front of the Mt. Pulag restaurant. Taxis are also available for those who want to reach the barangay quickly.



Republic of the Philippines
Province of Benguet
Municipality of La Trinidad
BARANGAY BINENG

<p>LEGEND:</p> <ul style="list-style-type: none">National Road =Provincial Road =Barangay Road =River/Creek =Municipal Boundary - - - -Barangay Boundary —	<p>Republic of the Philippines Province of Benguet Municipality of La Trinidad</p>	<p>Data Source: BLIST Topographic Map, Aerial Photograph, 1993</p>
<p style="text-align: center;">N Not to Scale</p> <p style="text-align: center;">BARANGAY BINENG</p>		<p>Prepared By: Municipal Planning & Development Office La Trinidad, Benguet</p>





Republic of the Philippines
Province of Benguet
Municipality of La Trinidad
BARANGAY BINENG

II. NATURAL AND PHYSICAL CHARACTERISTICS

Climate and Rainfall

The barangay has an average temperature of 26°C at a maximum and 16°C at minimum, thus considered a temperate barangay. It is classified under the “tropical” climate having two seasons, dry from November to April and wet during the rest of the months.

Topography and Slope

Bineng is located on the lowest-lying area in the municipality. It is located 500 meters above sea level. Barangay Bineng has slopes ranging from 0 percent and above. The most dominant topography of Bineng is hilly to mountainous with slopes ranging from 19% to 30%. This is followed by upland areas (slope of 18% to 19%), rough mountainous areas (slope of 31% to 50%), the very steep, extremely rough mountainous areas (slope of 51% and above) and the least is the plain/flat areas (slope of 0% to 8%). Mount Mungao, one of the prominent mountains of the municipality, is located in this barangay.

Soil Type

There are two types of soil in the barangay classified as Bineng Loam Soil and Rough Mountainous soil. Bineng Loam soil has an elevation ranging from 900 to 1,400 meters above sea level. External drainage is excessive while internal drainage is fair. This soil type is prone to erosion. The rough mountainous lands are precipitous escarpment, high cliffs where slopes exceeds 100%. These types of soil are suitable to a wide variety of agricultural crops.

Water Bodies

The barangay have two rivers, the Gayasi River and the Danao River which is located at Sitio Japos. Moreover, the Balili River drains itself along the boundary of Bineng, Alno, and Alapang towards Tublay. Barangay Bineng is also endowed with waterfalls and scenic springs. The Wangal Bineng Boundary has Intermittent Waterfalls and the Bodiweng Hot and Fresh Water Springs. Moreover, it has 10 common springs.

Existing Land Use

Land Use	Areas in Hectares	Percentage
Forests	458.27	55.52%
Agricultural	169.54	20.54%
Road Network	87.08	10.55%



Republic of the Philippines
Province of Benguet
Municipality of La Trinidad
BARANGAY BINENG

Water Bodies	77.92	9.44%
Residential	32.11	3.89%
Commercial	0.50	0.06%
<i>Total</i>	<i>825.4258</i>	<i>100.00%</i>

Source: Bineng Socio-Economic Profile 1998

III. DEMOGRAPHY

Population, Growth, and Population Estimates

Bineng's population in 1995 was 590, and slowly grown to 669 in 1980, 810 in 1990, and 1,067 in 1995. It continuously increased to 1,277 in 2000, 1,312 in 2007 and 1,487 in 2010.

Population: Census years 1975-2010

<i>Census Year</i>	1975	1980	1990	1995	2000	2007	2010
<i>Population</i>	590	669	810	1,067	1,277	1,312	1,487

Source: NSO

The population growth rate of Bineng between 1990 and 1995 was high at 5.9%. Between 1995 and 2000, the population growth rate was 3.92%. Between 2000 and 2007, the growth rate was 0.387% and 4.26% between year 2007 and 2010.

<i>Intercensal Growth Rate</i>				<i>AVERAGE GROWTH RATE</i>
1990-1995	1995-2000	2000-2007	2007-2010	
5.9	3.92	0.387	4.26	3.62

Source: LT Physical and Socio-economic Profile 2012

Adopting the derived average growth rate of 3.62, the projected population for 2013 is 1,654 persons with an estimated number of households at 414. For year 2014, the projected population is 1,714 persons and 429 estimated households. For 2015, the projected population is 1,776 persons with 444 estimated households.

Estimated Population (2012-2020)

<i>Year</i>	<i>Projected Population</i>	<i>Estimated No. of HHs</i>
2011	1,541	385
2012	1,597	399
2013	1,654	414
2014	1,714	429
2015	1,776	444
2016	1,840	460
2017	1,907	477
2018	1,976	494
2019	2,047	512
2020	2,121	530

Source: MPDO Estimates based on NSO Census 1995, 2000, 2007 & 2010

Population Doubling Time : 19.3 years



Republic of the Philippines
Province of Benguet
Municipality of La Trinidad
BARANGAY BINENG

According to the result of the CBMS survey conducted by the municipal and barangay local governments, the total population is 1,329. This comprised 724 males representing 54.48% and 605 females representing 45.52%. The total number of households was 349 with an average household size of 4.

Sex	#	%
Male	724	54.48%
Female	605	45.52%
<i>Total</i>	<i>1,329</i>	<i>100.00%</i>

Total Number of Households : 349

Average Household Size : 4

Source: CBMS 2010

Population by Sitio

Most of the population resides in Sitio Hilltop with 204, representing 15.35% of the total population. There were 175 residents in Central Bineng, representing 13.17%. Balangabang has 162 residents, Cojuran with 135, and Suwi with 109 residents. These represents 12.19%, 10.16% and 8.20% respectively.

Sitio/Purok	Households	Population	
		#	%
Alumit	9	39	2.93%
Aminit	7	24	1.81%
Bacca	13	48	3.61%
Balangabang	42	162	12.19%
Bodiweng	31	96	7.22%
Botilao	2	9	0.68%
Central Bineng	47	175	13.17%
Cojuran	30	135	10.16%
Corus	18	62	4.67%
Hilltop	48	204	15.35%
Japos	21	89	6.70%
Kagiskis	22	70	5.27%
Nawal	5	18	1.35%
Nayuno	20	82	6.17%
Shalushan	3	7	0.53%
Suwi	31	109	8.20%
<i>Total</i>	<i>349</i>	<i>1,329</i>	<i>100.00%</i>

Source: CBMS 2010

Density and Classification

The population density in Bineng in year 1990, 1995, 2000, and 2007 has remained at approximately 1 person per square kilometer. This has increased to 2 persons per square kilometer in year 2010. Bineng is classified as rural area based on the derived densities.



Republic of the Philippines
 Province of Benguet
Municipality of La Trinidad
BARANGAY BINENG

Population Density (Persons per Square Km)

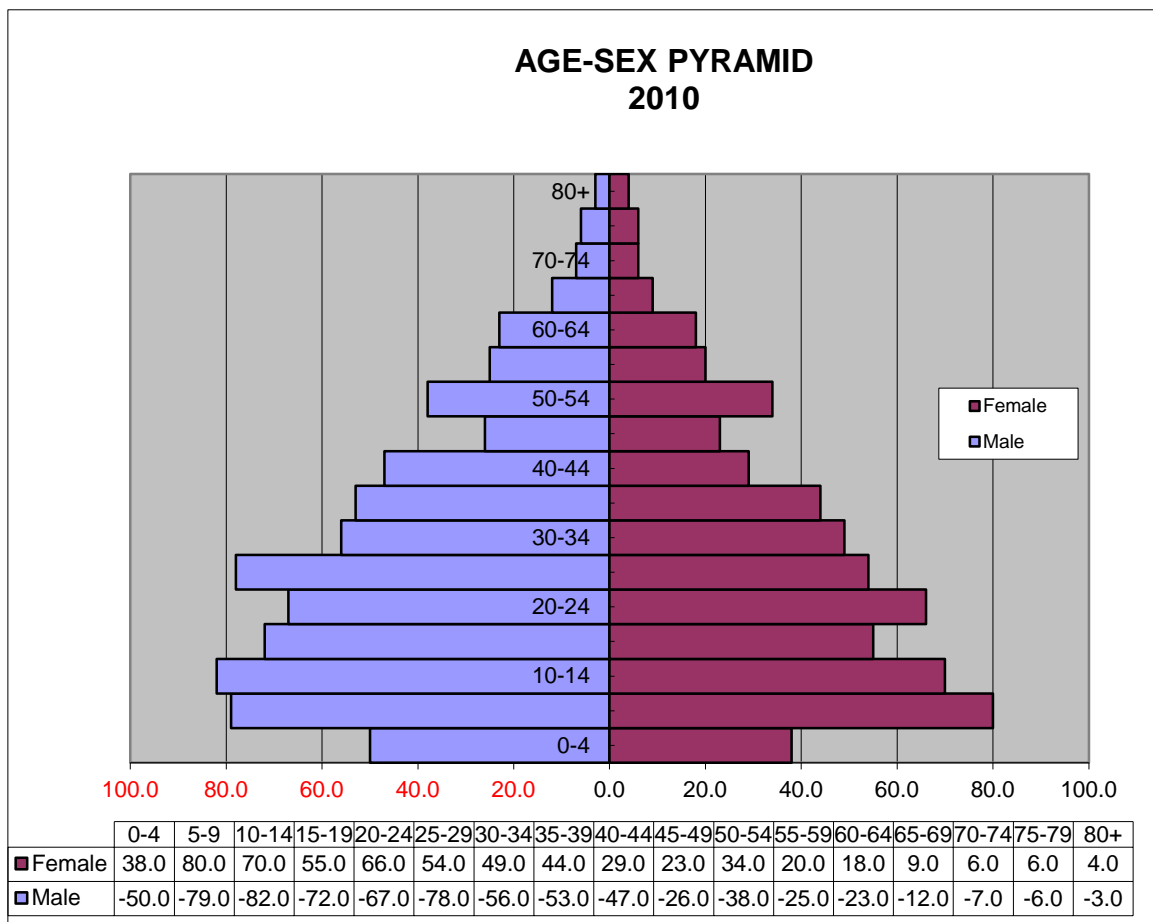
Census Year	1990	1995	2000	2007	2010
Density	0.98	1.29	1.55	1.59	2

Source: LT Physical & Socio-Economic Profile 2012

Population by Sex and Age Groups

Males aging 10-14 have the greatest number in the male group, representing 6.17% of the total population. Females aging 5-9 have the highest number in the female group, representing 6.02%.

The total sex ratio was 120% which means that for every 100, there are 120 males. A ratio higher than 100 indicates that male population is predominant over the female population. This can be seen in all of the age groups except age groups 5-9 and 80 and above. A ratio less than 100 indicates that female population is predominant as seen in age groups of 5-9 and 80 and above. Only in age group 75-79 has a sex ratio of 100 which means that there is an equal number of male and female.





Republic of the Philippines
Province of Benguet
Municipality of La Trinidad
BARANGAY BINENG

<i>Age</i>	<i>Total</i>	<i>Male</i>	<i>Female</i>	<i>% Male</i>	<i>%Female</i>	<i>Sex Ratio</i>
0-4	88	50	38	3.76%	2.86%	131.58%
5-9	159	79	80	5.94%	6.02%	98.75%
10-14	152	82	70	6.17%	5.27%	117.14%
15-19	127	72	55	5.42%	4.14%	130.91%
20-24	133	67	66	5.04%	4.97%	101.52%
25-29	132	78	54	5.87%	4.06%	144.44%
30-34	105	56	49	4.21%	3.69%	114.29%
35-39	97	53	44	3.99%	3.31%	120.45%
40-44	76	47	29	3.54%	2.18%	162.07%
45-49	49	26	23	1.96%	1.73%	113.04%
50-54	72	38	34	2.86%	2.56%	111.76%
55-59	45	25	20	1.88%	1.50%	125.00%
60-64	41	23	18	1.73%	1.35%	127.78%
65-69	21	12	9	0.90%	0.68%	133.33%
70-74	13	7	6	0.53%	0.45%	116.67%
75-79	12	6	6	0.45%	0.45%	100.00%
80+	7	3	4	0.23%	0.30%	75.00%
<i>Total</i>	<i>1,329</i>	<i>724</i>	<i>605</i>	<i>54.48%</i>	<i>45.52%</i>	<i>119.67%</i>

<i>Age Group</i>	<i>Male</i>	<i>Female</i>	<i>Both Sexes</i>	<i>Proportion</i>
all ages	724	605	1,329	100%
0	0	0	0	0.00%
1	4	1	5	0.38%
2	13	8	21	1.58%
3	19	16	35	2.63%
4	14	13	27	2.03%
5	15	16	31	2.33%
6	15	15	30	2.26%
7	11	11	22	1.66%
8	17	19	36	2.71%
9	21	19	40	3.01%
10	16	19	35	2.63%
11	18	18	36	2.71%
12	14	14	28	2.11%
13	14	10	24	1.81%
14	20	9	29	2.18%
15	9	15	24	1.81%
16	23	13	36	2.71%
17	15	6	21	1.58%
18	13	13	26	1.96%
19	12	8	20	1.50%
20	15	16	31	2.33%
21-25	63	64	127	9.56%
26-30	77	53	130	9.78%
31-35	62	47	109	8.20%
36-40	43	38	81	6.09%
41-45	44	28	72	5.42%
46-50	32	25	57	4.29%



Republic of the Philippines
Province of Benguet
Municipality of La Trinidad
BARANGAY BINENG

51-55	36	32	68	5.12%
56-60	21	20	41	3.09%
61-65	23	17	40	3.01%
66 & over	25	22	47	3.54%

Source: CBMS 2010

Age Dependency

There were 877 persons who belong to the working age group, representing 65.99% of the total population. The total number of dependents is 452, which is composed of 399 young dependents and 53 elder dependents, representing 34.01% of the total.

<i>Dependency Ratios</i>	<i>#</i>	<i>% to Total</i>	<i>Ratios</i>
Young-Age Dependency Ratio (0-14)	399	30.02%	45.50
Old-Age Dependency Ratio (65+)	53	3.99%	6.04
Age Dependency Ratio (Total Dependent)	452	34.01%	51.54
Working Age Group (15-64)	877	65.99%	48.46

Source: CBMS 2010

Median Age

The median age of the population of Bineng is at 25.21 years old. This means that half of the population belongs to the young population ages 25 years old and below.

Migration

There were 118 total migrants in Bineng which represent s 8.88% of the total population. This comprised 62 males representing 52.54% and 56 females representing 47.46%. The in-migration rate is 79.36 which indicate that Bineng is not yet totally an in-migration area.

<i>Migration by Sex</i>	<i>#</i>	<i>%</i>
Male	62	52.54%
Female	56	47.46%
<i>Total to Population</i>	118	8.88%

Source: CBMS 2010

In-Migration Rate : 79.36

Length of Residency

Majority of the residents in Bineng have resided in the barangay since birth, representing 75.92% of the total population. There were 118 individuals who resided in the barangay for a period of 0-5 years, representing 8.88%. There were also 78 persons who lived in the barangay for a period of 6-10 years, representing 5.87%.



Republic of the Philippines
Province of Benguet
Municipality of La Trinidad
BARANGAY BINENG

<i>Length of Residency</i>	<i>#</i>	<i>%</i>	<i>Length of Residency</i>	<i>#</i>	<i>%</i>
0 - 5 Years	118	8.88%	41 - 45 Years	0	0.00%
6 - 10 Years	78	5.87%	46 - 50 Years	1	0.08%
11 - 15 Years	42	3.16%	51 - 55 Years	0	0.00%
16 - 20 Years	36	2.71%	56 - 60 Years	0	0.00%
21 - 25 Years	8	0.60%	61 - 65 Years	0	0.00%
26 - 30 Years	14	1.05%	66 Years and Above	1	0.08%
31 - 35 Years	10	0.75%	Since Birth	1,009	75.92%
36 - 40 Years	12	0.90%	<i>Total</i>	<i>1,329</i>	<i>100.00%</i>

IV. SOCIAL CHARACTERISTICS

A. CULTURAL ATTRIBUTES

Religious Affiliation

There were 621 residents of Bineng who belong to the Catholic sect, representing 46.73% of the total population. About 380 individuals were member of Anglican Church, representing 28.59%. Another 156 persons belong to the Protestant group which accounted to 11.74%.

<i>Religion</i>	<i>#</i>	<i>%</i>
Anglican	380	28.59%
Assembly of God	14	1.05%
Baptist	37	2.78%
Born Again Christian	27	2.03%
Catholic	621	46.73%
Espiritista	21	1.58%
Free Believers	1	0.08%
Jehovah's Witnesses	6	0.45%
Pentecostal	11	0.83%
Protestant	156	11.74%
ULC	7	0.53%
None	42	3.16%
Not Stated	6	0.45%
<i>Total</i>	<i>1,329</i>	<i>100.00%</i>

Source: CBMS 2010

Membership to a Community Organization (10 years old and above)

As to community affairs participation, there were 275 persons who are members of a community organization, which is composed of 165 males and 110 females, and represents 25.42% of those who are 10 years old and above. A total of 801 persons were not members of any community organization, wherein 428 were males and 373 were females and which accounted to 74.03%.



Republic of the Philippines
Province of Benguet
Municipality of La Trinidad
BARANGAY BINENG

<i>Membership to a Community Organization</i>	<i>Male</i>	<i>Female</i>	<i>Total</i>	<i>%</i>
Member	165	110	275	25.42%
Non-Member	428	373	801	74.03%
Not Stated	2	4	6	0.55%
<i>Total</i>	595	487	1,082	100.00%

Source: CBMS 2010

Among those who are members of organizations, most or 124 persons were members of agricultural-based organization, 95 of them were males and 29 were females, representing 45.09%. There were 49 individuals who are members of a religious group, 27 were males and 22 were females, representing 17.825%. Civic associations had 40 members with 11 males and 29 females, or 14.55% of the total.

<i>Type of Community Organizations</i>	<i>Male</i>	<i>Female</i>	<i>Total</i>	<i>%</i>
Religious Group	27	22	49	17.82%
Youth Group	8	7	15	5.45%
Cultural Group	0	0	0	0.00%
Political Group	7	0	7	2.55%
Women's Organization	1	2	3	1.09%
Agriculture-Based Organization	95	29	124	45.09%
Labor Organization	1	1	2	0.73%
Civic Association	11	29	40	14.55%
Cooperative	0	0	0	0.00%
Senior Citizen Association	11	19	30	10.91%
Others	3	0	3	1.09%
Not Stated	1	1	2	0.73%
<i>Total</i>	165	110	275	100.00%

Source: CBMS 2010

Ethnicity

Majority of the population in Bineng was comprised of Ibaloi ethnic group with 1,164 individuals, representing 87.58% of the total population. There were 114 Kankanaeys, representing 8.58%. Fifteen (15) persons were Ilocanos, or 1.13% of the population. Others were members of different ethnic groups.

<i>Indigenous Group</i>	<i>#</i>	<i>%</i>
Abra	1	0.08%
Aeta	4	0.30%
Bago	8	0.60%
Bisaya	2	0.15%
Bontoc	6	0.45%
Ibaloi	1,164	87.58%
Ifugao	3	0.23%
Ilocano	15	1.13%
Kalinga	1	0.08%



Republic of the Philippines
Province of Benguet
Municipality of La Trinidad
BARANGAY BINENG

Kankanaey	114	8.58%
Kiangan	8	0.60%
Muslim	1	0.08%
Samal	1	0.08%
Not Stated	1	0.08%
No Indigenous tribe	0	0.00%
<i>Total</i>	<i>1,329</i>	<i>100.00%</i>

Source: CBMS 2010

B. EDUCATION

Literacy (10 years old and above)

The literacy rate of Bineng is high at 96.03%, of whom 1,039 persons are literate. This is comprised of 572 males and 467 females. There were 37 persons who are illiterate, 21 were males and 16 were females, representing 3.42%.

<i>Literacy by Sex</i>	<i>Male</i>	<i>Female</i>	<i>Total</i>	<i>%</i>
Literate	572	467	1,039	96.03%
Illiterate	21	16	37	3.42%
Not Stated	2	4	6	0.55%
<i>Total</i>	<i>595</i>	<i>487</i>	<i>1,082</i>	<i>100.00%</i>

Source: CBMS 2010

A total of 388 individuals are still attending school with 196 males and 192 females, representing 29.78% of the total population. They belong to age bracket 3 years old and above. There were 904 persons who are no longer attending school, of whom 506 were males and 398 were females, representing 69.38% of the total population.

<i>Attending School by Sex</i>	<i>Male</i>	<i>Female</i>	<i>Total</i>	<i>%</i>
Attending School	196	192	388	29.78%
Not attending School	506	398	904	69.38%
Not Stated	5	6	11	0.84%
<i>Total</i>	<i>707</i>	<i>596</i>	<i>1,303</i>	<i>100.00%</i>

Source: CBMS 2010

Educational Attainment of Population Aged 3 years old and above

There were 114 persons who are not in school with 59 males and 55 females, ages 3 years old and above, or 8.75%. A total of 45 persons were able to go to day care with 27 males and 18 females, representing 3.45%. Thirty four (34) individuals were able to enter nursery, kindergarten or preparatory, wherein 19 were males and 15 were females, representing 2.61%.



Republic of the Philippines
Province of Benguet
Municipality of La Trinidad
BARANGAY BINENG

<i>Educational Attainment by Age (3 y/o +)</i>	<i>Male</i>	<i>Female</i>	<i>Total</i>	<i>%</i>
No Grade	59	55	114	8.75%
Day Care	27	18	45	3.45%
Nursery/Kindergarten/Preparatory	19	15	34	2.61%
Grade 1	22	30	52	3.99%
Grade 2	29	14	43	3.30%
Grade 3	41	21	62	4.76%
Grade 4	25	19	44	3.38%
Grade 5	31	23	54	4.14%
Grade 6/7	12	8	20	1.53%
Elementary Graduate	124	71	195	14.97%
1st Year High School	58	22	80	6.14%
2nd Year High School	41	31	72	5.53%
3rd Year High School	35	21	56	4.30%
4th/5th Year High School	6	7	13	1.00%
High School graduate	100	103	203	15.58%
1st year Post Secondary	2	3	5	0.38%
2nd year Post Secondary	6	13	19	1.46%
3rd year Post Secondary	0	0	0	0.00%
Post Secondary graduate	1	0	1	0.08%
1st year College	9	17	26	2.00%
2nd year College	8	24	32	2.46%
3rd year College	10	14	24	1.84%
4th year College or higher	7	9	16	1.23%
College graduate	29	47	76	5.83%
With units Masters/Doctors	1	3	4	0.31%
Doctors/Masters degree	0	2	2	0.15%
Not Stated	5	6	11	0.84%
<i>Total</i>	<i>707</i>	<i>596</i>	<i>1,303</i>	<i>100.00%</i>

Source: CBMS 2010

A total of 275 persons were in elementary. One hundred ninety five (195) persons were able to graduate in elementary with 124 males and 71 females, representing 14.97%. There were 221 persons who were able to enter high school. Two hundred three (203) of them were able to graduate high school, wherein 100 were males and 103 females, representing 15.58%.

There were 98 individuals who were able to attain college. Seventy six (76) individuals were able to graduate from college with 29 males and 47 females, representing 5.83%. Four individuals were able to acquire units for masters or doctorates, representing 0.31%. There were 2 females who were able to finish their masters and/or doctors degree.



Republic of the Philippines
Province of Benguet
Municipality of La Trinidad
BARANGAY BINENG

Educational Attainment of Those in School

For those who are still attending school, Grade 2 has the most number of enrollees at 47, 19 males and 28 females, representing 12.11%. This was followed by Grade 4 with 39 enrolled pupils, wherein 22 were males and 17 were females, representing 10.05%. Another 39 children were enrolled in nursery, kindergarten, or preparatory, representing 10.05%.

For secondary level, there were 21 students enrolled in first year high school with 9 males and 12 females, representing 5.41%. Second year high school had 21 enrollees wherein 14 were males and 7 were females, representing 5.41%. For third year high school, 26 students were enrolled, where there was an equal number of male and female and which accounted to 6.70%. Sixteen (16) students were enrolled in fourth year college with 10 males and 6 females, representing 4.12%.

There were 14 students who were enrolled in first year college with 6 males and 8 females, or 3.61% of the total. Fifteen (15) individuals were enrolled in second year college, 4 males and 11 females, representing 3.87%. Third year college had 8 enrolled students, 3 were males and 5 were females, representing 2.06%. Seven (7) individuals were enrolled in fourth year college with 3 males and 4 females, representing 1.80%.

<i>Grade/Year Level</i>	<i>Male</i>	<i>Female</i>	<i>Total</i>	<i>%</i>
Day Care	10	14	24	6.19%
Nursery/Kindergarten/Preparatory	23	16	39	10.05%
Grade 1	14	12	26	6.70%
Grade 2	19	28	47	12.11%
Grade 3	19	11	30	7.73%
Grade 4	22	17	39	10.05%
Grade 5	14	14	28	7.22%
Grade 6/7	12	12	24	6.19%
1st Year High School	9	12	21	5.41%
2nd Year High School	14	7	21	5.41%
3rd Year High School	13	13	26	6.70%
4th/5th Year High School	10	6	16	4.12%
1st year Post Secondary	1	2	3	0.77%
2nd year Post Secondary	0	0	0	0.00%
3rd year Post Secondary	0	0	0	0.00%
1st Year College	6	8	14	3.61%
2nd Year College	4	11	15	3.87%
3rd Year College	3	5	8	2.06%
4th Year College or Higher	3	4	7	1.80%
With Units Masters/Doctors	0	0	0	0.00%
<i>Total</i>	<i>196</i>	<i>192</i>	<i>388</i>	<i>100.00%</i>

Source: CBMS 2010



Republic of the Philippines
Province of Benguet
Municipality of La Trinidad
BARANGAY BINENG

Attending School by Age Group (3 to 21 years old)

There were a total of 557 individuals aged 3 to 21 years old in the community, wherein 292 were males and 265 were females. Out of 557, there were 378 who were in school representing 67.86%. One hundred seventy nine (179) persons were not in school, representing 32.14%.

Most of those who belong to pre-school age were not in school. For ages suitable for elementary level, more than 90% were in school except for age group of 6 where only 56.67% were in school. For ages appropriate for high school, at least more than 83% were in school. For ages appropriate for college, there were less compared to those in the lower school levels.

Age Group	Sex			In School		Out of School	
	Male	Female	Total	#	% To Age Group	#	% To Age Group
3	19	16	35	1	2.86%	34	97.14%
4	14	13	27	3	11.11%	24	88.89%
5	15	16	31	8	25.81%	23	74.19%
6	15	15	30	17	56.67%	13	43.33%
7	11	11	22	20	90.91%	2	9.09%
8	17	19	36	33	91.67%	3	8.33%
9	21	19	40	39	97.50%	1	2.50%
10	16	19	35	35	100.00%	0	0.00%
11	18	18	36	35	97.22%	1	2.78%
12	14	14	28	28	100.00%	0	0.00%
13	14	10	24	21	87.50%	3	12.50%
14	20	9	29	25	86.21%	4	13.79%
15	9	15	24	20	83.33%	4	16.67%
16	23	13	36	30	83.33%	6	16.67%
17	15	6	21	16	76.19%	5	23.81%
18	13	13	26	19	73.08%	7	26.92%
19	12	8	20	10	50.00%	10	50.00%
20	15	16	31	11	35.48%	20	64.52%
21	11	15	26	7	26.92%	19	73.08%
3-21	292	265	557	378	67.86%	179	32.14%
22-25	52	49	101	7	6.93%	94	93.07%
26-30	77	53	130	0	0.00%	130	100.00%
31-35	62	47	109	2	1.83%	107	98.17%
36 & over	224	182	406	1	0.25%	405	99.75%
Total	707	596	1303	388		915	

Source: CBMS 2010

Educational Facilities and Enrollment

School Level	Name of School	Enrollment (2011-12)	Category
Elementary	Bineng Elementary School	193	Public
	Benguet National High School- Bineng Extension	102	Public
Total		295	

Source: DepEd-LT, TESDA, 2012



Republic of the Philippines
 Province of Benguet
Municipality of La Trinidad
BARANGAY BINENG

Type of School Enrolled In

Out of 388 who are attending school, there were 334 who are enrolled in public school, representing 86.08%. Fifty four (54) persons were enrolled in private school, representing 13.92%.

<i>Enrollment by School Type</i>	<i>#</i>	<i>%</i>
Public School	334	86.08%
Private School	54	13.92%
<i>Total</i>	<i>388</i>	<i>100.00%</i>

Source: CBMS 2010

Sport & Recreation Facilities : Bineng E/S Playground
 BNHS- Bineng Extension Ground

C. HEALTH

Health Facilities

The Barangay Health Station is located adjacent to the Bineng Barangay Hall situated in Sitio Hilltop. The barangay midwife holds clinic on Mondays and Tuesdays of each month. The main health center is located near Provincial Capitol situated in Barangay Poblacion. Private clinics and the Benguet General Hospital (provincial hospital) are found about 3 kilometers at the core of La Trinidad.

Treatment for Sickness

Of the 349 total households, 330 households had members who got sick, which accounted to 94.56%. There were 96 members of the households who were able to avail of treatment for sickness, representing 27.51%. Two hundred thirty four (234) members of the households who got sick did not avail any medical cure, representing 67.05%. Nineteen (19) households have members who did not ever get sick, or 5.44% of the population.

<i>Availment of Treatment/Cure For Sickness</i>	<i>#</i>	<i>%</i>
Yes	96	27.51%
No	234	67.05%
Did Not Get Sick	19	5.44%
<i>Total</i>	<i>349</i>	<i>100.00%</i>

Source: CBMS 2010



Republic of the Philippines
Province of Benguet
Municipality of La Trinidad
BARANGAY BINENG

Access to Health Facilities

Most 77 patients availed treatment at the provincial public hospital, representing 80.21%. There were 11 patients who availed of treatment from a private hospital or clinic, representing 11.46%. Four (4) patients availed treatment in the rural health unit, representing 4.17%.

<i>Place Where Received Treatment</i>	<i>#</i>	<i>%</i>
Public Hospital (provincial)	77	80.21%
Public Hospital (municipal/city)	3	3.13%
Public Hospital (district)	0	0.00%
Public Hospital (national)	1	1.04%
Private Hospital/clinic	11	11.46%
Rural Health Units	4	4.17%
Barangay Health station/center	0	0.00%
Non-medical/Non-trained Hilot/Personnel	0	0.00%
Others	0	0.00%
<i>Total</i>	<i>96</i>	<i>100.00%</i>

Source: CBMS 2010

Mortality

There were 15 deaths recorded in the community in year 2010, wherein 10 were males and 5 were females. There were five (5) deaths which are cardio-vascular in nature, which is composed of 2 males and 3 females, representing 33.33%. Six (6) casualties were due to cancer, where 5 were males and a female, representing 40%. Four (4) other deaths were recorded with 3 males and a female, representing 26.67%.

<i>Cause of Death</i>	<i>Male</i>	<i>Female</i>	<i>Total</i>	<i>%</i>
Diseases of the heart (cardio-vascular disease)	2	3	5	33.33%
Cancer	5	1	6	40.00%
Others	3	1	4	26.67%
<i>Total</i>	<i>10</i>	<i>5</i>	<i>15</i>	<i>100.00%</i>

Source: CBMS 2010

Nutritional Status of Children (0 to 5 years old)

As per records of the Municipal Health Office, there were 203 children who were 0 to 5 years old. This comprised of 104 males and 99 females. Fortunately, all of them were of normal weight.

<i>Nutritional Status of Children 0-5 Years Old</i>	<i>Male</i>	<i>Female</i>	<i>Total</i>	<i>%</i>
Overweight	0	0	0	0.00%
Normal	104	99	203	100.00%
Underweight	0	0	0	0.00%
Severely Underweight	0	0	0	0.00%
<i>Total</i>	<i>104</i>	<i>99</i>	<i>203</i>	<i>100.00%</i>

Source: MHO 2012



Republic of the Philippines
 Province of Benguet
Municipality of La Trinidad
BARANGAY BINENG

Family Planning Method Usage

There were 224 couples in the community. Of the 224, there were 177 women of child-bearing age. Only 84 couples were practicing family planning.

<i>Number of Couples</i>	:	224
<i>Number of Married Women of Child-bearing Age</i>	:	177
<i>Couples Practicing Family Planning</i>	:	84

Most or 36 of the couples who were practicing family planning method used pills as contraceptive, representing 42.86%. There were 21 couples who adapted tubal ligation, representing 25%. The symptothermal method was adapted by 5 couples, representing 5.95%. Four (4) couples used injectable, representing 4.76% of the total.

<i>Family Planning Method by Type</i>	<i>#</i>	<i>%</i>
Barrier Method	2	2.38%
Basal Body Temperature	0	0.00%
Billings Ovulation Method	1	1.19%
Injectable	4	4.76%
IUD	1	1.19%
Lactational Amenorrhea Method	0	0.00%
Pills	36	42.86%
Standard Days Method	2	2.38%
Symptothermal Method	5	5.95%
Tubal Ligation	21	25.00%
Vasectomy	0	0.00%
Don't Know	3	3.57%
Others	9	10.71%
<i>Total</i>	<i>84</i>	<i>100.00%</i>

Source: CBMS 2010

<i>Contraceptive Prevalence Rate</i>	:	47.46% of Currently Married Women (CWM) 15-49 Years Old Use Contraceptive Methods
	:	40.68% of CWM 15-49 Years Old Use Modern Contraceptive Method
	:	6.78% of CWM 15-49 Years Old Use Traditional Contraceptive

Environment Sanitation



Republic of the Philippines
Province of Benguet
Municipality of La Trinidad
BARANGAY BINENG

Solid Waste Management

Waste Generation. A total of 1 metric ton of waste was generated daily in Bineng. This was composed of 0.710 metric ton from the residential area, 0.071 metric tons from institutional, 0.062 metric tons from business establishments, and 0.130 metric tons from farms.

<i>Estimated Total Waste Generated</i>		: 1 metric tons(mt) daily	
Residential	: 0.710 mt	Commercial	: 0.062 mt
Institutional	: 0.071 mt	Agriculture	: 0.130 mt
Markets	: 0		

Source: MPDO Estimate based on 0.534 kg/person/day

System of Garbage Disposal. From the various ways of disposing garbage, most of the households adapted waste segregation, representing 84.53%. Some 194 households burn their garbage, representing 55.59%. There were 159 households who adapted garbage collection, representing 45.56%. Recycling was done by 150 households, which accounted to 42.98% of the total households.

<i>System of Garbage Disposal</i>	#	%
Garbage Collection	159	45.56%
Burning	194	55.59%
Composting	34	9.74%
Recycling	150	42.98%
Waste Segregation	295	84.53%
Compost Pit with Cover	7	2.01%
Compost Pit without Cover	7	2.01%
Others	0	0.00%

Source: CBMS 2010

Garbage Collection. There were 154 households whose garbage was collected by the barangay garbage collector, representing 44.70% of the total households. Two (4) households' garbage was collected by the municipal garbage collector, representing 0.57%. A private garbage collector collects one household's garbage (recyclable garbage). More than half of the total or 190 households were not serviced by any garbage collector (probably those who burn their garbage), which accounted to 54.44%.

<i>Who Collects the Garbage</i>	#	%
Municipal Garbage Collector	2	0.57%
Barangay Garbage Collector	156	44.70%
Private Garbage Collector	1	0.29%
None	190	54.44%
<i>Total</i>	<i>349</i>	<i>100.00%</i>

Source: CBMS 2010



Republic of the Philippines
Province of Benguet
Municipality of La Trinidad
BARANGAY BINENG

Collection Frequency. One hundred fifty five (155) households said that their garbage were being collected twice a month, representing 44.41% of the total households. Three (3) households said that their garbage were being collected thrice a week and 1 household's garbage were collected daily, representing 0.86% and 0.29% respectively.

<i>Frequency of Garbage Collection</i>	<i>#</i>	<i>%</i>
Daily	1	0.29%
Thrice a Week	3	0.86%
Twice a Week	0	0.00%
Once a Week	0	0.00%
Twice a Month	155	44.41%
None	190	54.44%
<i>Total</i>	<i>349</i>	<i>100.00%</i>

Source: CBMS 2010

Sanitary Facilities

Most of the households or 200 households owned flushed toilets with septic tanks, representing 57.31% of the total households. There were 74 households who shared with other households' septic tanks, representing 21.20%. Seventy one (71) households used closed pits and 4 households used open pits, representing 20.34% and 1.15% respectively.

<i>Kind of Toilet Facility</i>	<i>#</i>	<i>%</i>
Water-sealed Flush to Sewerage/Septic Tank- own	200	57.31%
Water-sealed Flush to Sewerage/Septic Tank- shared	74	21.20%
Close Pit	71	20.34%
Open Pit	4	1.15%
No Toilet	0	0.00%
<i>Total</i>	<i>349</i>	<i>100.00%</i>

Source: CBMS 2010

D. HOUSING

Residential Construction

Only one new building was constructed in Bineng as of 2012, based on the records of the Municipal Engineering Office.

House Ownership

Most or 294 households are owners of house and lot, representing 84.24%. There were 18 households who rent house or room including lot, representing 5.16%. Sixteen (16) households were living in a rent-free house and lot with the consent of the owner, representing 4.58%. There were 14 households who own a house but rent the lot, representing 4.01%.



Republic of the Philippines
Province of Benguet
Municipality of La Trinidad
BARANGAY BINENG

<i>Households by Tenure Status</i>	<i>#</i>	<i>%</i>
Owner, owner-like possession of house and lot	294	84.24%
Rent house/room including lot	18	5.16%
Own house/rent lot	14	4.01%
Own house, rent-free lot with consent of owner	5	1.43%
Own house, rent-free lot without consent of owner	0	0.00%
Rent-free house and lot with consent of owner	16	4.58%
Rent-free house and lot without consent of owner	2	0.57%
Other tenure status	0	0.00%
<i>Total</i>	<i>349</i>	<i>100.00%</i>

Source: CBMS 2010

<i>Average Imputed Rent per Month for the House and/Lot:</i>	<i>₱612.00</i>
<i>Minimum Imputed Rent</i>	<i>: ₱100.00</i>
<i>Maximum Imputed Rent</i>	<i>: ₱5,000.00</i>

Construction Materials of Housing Units

As to type of materials used for walls of houses, a total of 257 households whose walls of their dwelling units were made up of strong materials, representing 73.64%. Walls of housing units of 81 households were made of mixed materials but predominantly strong, representing 23.21%. There were 3 housing units where walls were made of light materials and 2 households' walls were made up of mixed materials but predominantly light, representing 0.86% and 0.57% respectively.

<i>Households by Type of Materials Used for Walls</i>	<i>#</i>	<i>%</i>
Strong Materials	257	73.64%
Light Materials	3	0.86%
Salvaged/Makeshift Materials	6	1.72%
Mixed but Predominantly Strong	81	23.21%
Mixed but Predominantly Light	2	0.57%
Mixed but Predominantly Salvage	0	0.00%
<i>Total</i>	<i>349</i>	<i>100.00%</i>

Source: CBMS 2010

Imputed Rent: if the house and lot is owned or being used for free, the imputed rent refers to the amount the owner would charge to rent the housing unit.



Republic of the Philippines
Province of Benguet
Municipality of La Trinidad
BARANGAY BINENG

For roofs of houses, there were 301 dwelling units, whose roofs were made of strong materials, representing 86.25%. Roofs of 36 housing units were made up of mixed materials but predominantly strong, representing 10.32%. There were six (6) dwelling units, whose roofs were made up of salvaged or makeshift materials, representing 1.72% of the total households.

<i>Households by Type of Materials Used for Roof</i>	<i>#</i>	<i>%</i>
Strong Materials	301	86.25%
Light Materials	3	0.86%
Salvaged/Makeshift Materials	6	1.72%
Mixed but Predominantly Strong	36	10.32%
Mixed but Predominantly Light	3	0.86%
Mixed but Predominantly Salvage	0	0.00%
<i>Total</i>	<i>349</i>	<i>100.00%</i>

Source: CBMS 2010

Household Conveniences

There were 306 households who own a radio or radio cassette, representing 87.68% of the total households. The LPG Gas Stove/Range is used by 239 households, or 68.48%. Two hundred twenty seven (227) households owned a television, representing 65.04%. Households who own a CD/VCD/DVD player were at 180, representing 51.58% of the total.

The mobile phone or cellular phone was owned by 123 households, which accounted to 35.24%. Another 121 households owned a refrigerator or freezer, representing 34.67%. There were 74 households who owned a car, jeep or motorcycle, representing 21.20%.

<i>Households With Appliances/Durables</i>	<i>#</i>	<i>%</i>
Radio/Radio Cassette	306	87.68%
Television	227	65.04%
CD/VCD/DVD	180	51.58%
Stereo/Component	11	3.15%
Karaoke	23	6.59%
Refrigerator/Freezer	121	34.67%
Electric Fan	19	5.44%
Electric Iron	51	14.61%
LPG Gas Stove/Range	239	68.48%
Washing Machine	53	15.19%
Microwave Oven	8	2.29%
Personal Computer	11	3.15%
Mobile Phone/Cellular Phone	123	35.24%
Landline Telephone	7	2.01%
Air-conditioner	0	0.00%
Sewing Machine	1	0.29%
Car, Jeep, Motorcycle and Other Motorized Vehicles	74	21.20%

Source: CBMS 2010



E. SOCIAL WELFARE

Day Care Center Facilities

- Bineng Day Care Center
- Bodiweng Day Care Center

Clientele Groups

Solo Parents

A total of 24 solo parents were documented in the community consisting of 11 males and 13 females. Death of spouse is the top reason for being a solo parent which accounted to 10 with 4 males and 6 females, representing 41.67%. There were 7 solo parents because they assumed the responsibility of the head of the family, wherein 4 were males and 3 were females, representing 29.17%. Abandonment of spouse was accounted to 4 solo parents, 1 male and 3 females, representing 16.67%.

<i>Reasons For Being A Solo Parent</i>	<i>Male</i>	<i>Female</i>	<i>Total</i>	<i>%</i>
Death of Spouse	4	6	10	41.67%
Legal Separation from Spouse for At least One Year	0	1	1	4.17%
Abandonment of Spouse for At least One Year	1	3	4	16.67%
Unmarried Mother/Father Who Preferred to Keep the Child Instead of Others Caring for Her/him	2	0	2	8.33%
Assumes the Responsibility of the Head of the Family	4	3	7	29.17%
Other Reason	0	0	0	0.00%
<i>Total</i>	<i>11</i>	<i>13</i>	<i>24</i>	<i>100.00%</i>

Source: CBMS 2010

Persons with Disability

A total of 30 disabled persons were recorded in Bineng, wherein 27 were males and 3 were females. There were 7 individuals who are partially blind, of whom 6 were males and 1 was female, representing 23.33%. Three (3) males had low vision, representing 10%. Another 3 males were partially deaf, representing 10%.

<i>Persons with Disability by Type/Sex</i>	<i>Male</i>	<i>Female</i>	<i>Total</i>	<i>%</i>
Partial Blindness	6	1	7	23.33%
Low Vision	3	0	3	10.00%
Totally Deaf	1	0	1	3.33%
Partially Deaf	3	0	3	10.00%
Hard of Hearing	0	1	1	3.33%
Oral Defect	0	0	0	0.00%
One Hand	1	0	1	3.33%
One Leg	0	0	0	0.00%
No legs	1	0	1	3.33%
Others	12	1	13	43.33%
<i>Total</i>	<i>27</i>	<i>3</i>	<i>30</i>	<i>100.00%</i>

Source: CBMS 2010



Republic of the Philippines
Province of Benguet
Municipality of La Trinidad
BARANGAY BINENG

There were two (2) disabled person who availed of medical assistance. One availed of medical assistance from government and one from a Non-government agency.

<i>Cause of Disability</i>	<i>Male</i>	<i>Female</i>	<i>Total</i>	<i>%</i>
In-born	14	1	15	50.00%
Illness	9	0	9	30.00%
Accident	3	0	3	10.00%
Others	1	2	3	10.00%
<i>Total</i>	<i>27</i>	<i>3</i>	<i>30</i>	<i>100.00%</i>

Source: CBMS 2010

<i>Assistance Received</i>	<i>#</i>	<i>%</i>
Medical Assistance	2	6.67%
<i>Source of Assistance</i>		
Government	1	3.33%
NGO	1	3.33%
Others	0	0.00%
<i>Total</i>	<i>2</i>	<i>6.66%</i>

Source: CBMS 2010

Senior Citizens

There were 67 senior citizens with 51 males and 16 females, representing 5.04% of the total population. Out of 67, a total of 39 seniors had identification cards with 30 males and 9 females, representing 58.21%. Twenty eight (28) seniors do not have identification cards yet with 21 males and 7 females, which accounted to 41.79%. Only 10 male senior citizens were able to use their identification cards, representing 25.64% of the total number of senior citizens.

<i>Senior Citizen</i>	<i>Male</i>	<i>Female</i>	<i>Total</i>	<i>%</i>
Members Who Has Able to Use ID	10	0	10	25.64%
With Identification Card	30	9	39	58.21%
Without Identification Card	21	7	28	41.79%
<i>Total</i>	<i>51</i>	<i>16</i>	<i>67</i>	<i>5.04%</i>

Source: CBMS 2010

Access to Government Programs

At least 79.94% of the total households or 279 were able to benefit from the different types of Government programs. There were 131 households who were able to benefit from the Health Assistance program, representing 46.95%. Philhealth for Indigents had 121 beneficiaries, representing 43.37%. Sixteen (16) households were recipients of CARP, which represents 5.73%.



Republic of the Philippines
Province of Benguet
Municipality of La Trinidad
BARANGAY BINENG

<i>Types of Programs Received/Availed by the HHs</i>	<i>#</i>	<i>%</i>
Recipient of CARP	16	5.73%
Philhealth for Indigents	121	43.37%
Supplemental Feeding Program	7	2.51%
Health assistance program	131	46.95%
Education / scholarship program	1	0.36%
Skills or livelihood training program	0	0.00%
Housing program	0	0.00%
Credit program	1	0.36%
Other types of program, specify	2	0.72%
<i>Total</i>	<i>279</i>	<i>100.00%</i>

Source: CBMS 2010

<i>Program Effect Rating</i>	<i>#</i>	<i>%</i>
Positive	222	79.57%
No Effect	57	20.43%
Negative Effect	0	0.00%
<i>Total</i>	<i>279</i>	<i>100.00%</i>

Source: CBMS 2010

F. PUBLIC SAFETY

Peace and Order

There were 5 crime incidences of crime in the barangay last 2012. Two (2) were incidents of theft, another 2 were incidence of vehicular accidents, and an incident of physical injury.

<i>Victims of Crime</i>	<i>#</i>	<i>%</i>
Child Abuse	0	0.00%
Other Non-index	0	0.00%
Physical Injuries	1	20.00%
Robbery	0	0.00%
Theft	2	40.00%
VAWC	0	0.00%
Vehicular Accidents	2	40.00%
<i>Total</i>	<i>5</i>	<i>100.00%</i>

Source: PNP-LT, 2012 Data

Calamity



Republic of the Philippines
Province of Benguet
Municipality of La Trinidad
BARANGAY BINENG

A total of 317 households were affected by natural and/or man-made disaster last 2010. All of these 317 households were victims of typhoon, representing 90.83% of the total households.

<i>Types of Calamities</i>	<i>#</i>	<i>%</i>
Typhoon	317	100.00%
Flood	0	0.00%
Drought	0	0.00%
Earthquake	0	0.00%
Volcanic Eruption	0	0.00%
Armed Conflict	0	0.00%
Fire	0	0.00%
Others	0	0.00%
<i>Total</i>	<i>317</i>	<i>100.00%</i>

Source: CBMS 2010

V. ECONOMY

A. SOURCES OF INCOME

Entrepreneurial Activities

With regards to income, a total of 327 households were engaged in entrepreneurial activities including agricultural activities. There were 238 households who were engaged in crop farming and gardening with an average income of ₱56,663.00 annually. Forty one (41) households were in wholesale and retail trade activities having average annual income of ₱66,093.00. Transportation, storage and communication services have been accounted to 21 households with an average annual income of ₱120,242.00.

<i>Entrepreneurial Activities by Income</i>	<i>Households</i>		<i>Income (₱)</i>		
	<i>#</i>	<i>%</i>	<i>Minimum</i>	<i>Average</i>	<i>Maximum</i>
Crop Farming and Gardening	238	68.19%	₱1,000.00	₱56,663.00	₱300,000.00
Livestock and Poultry Raising	5	1.43%	3,000.00	58,600.00	165,000.00
Fishing Activities	1	0.29%	3,000.00	3,000.00	3,000.00
Forestry and Hunting Activities	0	0.00%	0	0	0
Wholesale & Retail Trade Activities	41	11.75%	4,800.00	66,093.00	340,000.00
Manufacturing Activities	2	0.57%	1,000.00	3,000.00	5,000.00
Community, Social & Personal	4	1.15%	6,000.00	29,000.00	40,000.00
Transportation, Storage, and Communication Services	21	6.02%	2,000.00	120,242.00	700,000.00
Mining and Quarrying Activities	1	0.29%	30,000.00	30,000.00	30,000.00
Construction	7	2.01%	20,000.00	41,857.00	84,000.00
Other Activities	7	2.01%	20,000.00	38,000.00	80,000.00
<i>Total</i>	<i>327</i>				

Source: CBMS 2010



Republic of the Philippines
Province of Benguet
Municipality of La Trinidad
BARANGAY BINENG

Salaries and Wages

There were 142 households who received wage or salaries with an average income of P99,608.00 annually, representing 40.69%.

<i>Salaries and Wages by Income</i>	<i>Households</i>		<i>Income (P)</i>		
	<i>#</i>	<i>%</i>	<i>Minimum</i>	<i>Average</i>	<i>Maximum</i>
Salaries and Wages	142	40.69%	P8,000.00	P99,608.00	P604,000.00

Source: CBMS 2010

Additional Sources of Income

Aside from the main source of income, there were households who have other source of income. There were 325 households who had cash receipts, support, assistance and relief from domestic sources with an average income of P2,260.00 annually. Fifty one (51) households received remittances from Overseas Filipino Workers having average annual income of P59,333.00.

A number of 27 households had additional income from net share from crops, livestock and poultry raised by other households with an average annual income of P4,556.00. Another 27 households received rentals from agricultural lands, spaces, buildings, and other properties with an average income of P22,619.00 annually. Seven (7) households received cash receipts, support, assistance and relief from abroad having an average annual income of P34,615.00.

<i>Additional Sources of Income</i>	<i>Number of HHs</i>	<i>Minimum Income</i>	<i>Average Income</i>	<i>Maximum Income</i>
Net Share of Crops, Livestock, and Poultry Raised by Other Households	27	P500.00	P4,556.00	P25,000.00
Remittances from Overseas Filipino Workers	51	2,000.00	59,333.00	500,000.00
Receipts from Abroad	7	300.00	34,615.00	200,000.00
Receipts from Domestic Sources	325	100.00	2,260.00	100,000.00
Rentals Received	27	200.00	22,619.00	72,000.00
Interest Earned	5	10,000.00	76,800.00	200,000.00
Pension and Retirement Received	6	4,000.00	48,667.00	96,000.00
Dividends from Investment	0	0	0	0
Other Sources	2	1,000.00	36,500.00	72,000.00

Source: CBMS 2010

Annual Per Capita Poverty Threshold

There were 113 households who have annual per capita income less than P15,820 (poverty threshold), representing 32.38% of the total households. The annual per capita income is the minimum annual income required to be spent by each member of a family to satisfy their nutritional requirements and other basic needs. Fortunately, there were no households who experienced food shortage for the past three months.



Republic of the Philippines
 Province of Benguet
Municipality of La Trinidad
BARANGAY BINENG

Agriculture

Two hundred thirty eight (238) households were engaged in agriculture, representing 68.19% of the total households in the community.

Tenure Status. Most or 182 farmers owned the agricultural land they were cultivating, representing 76.47%. Fifty two (52) farmers rent the land they were working on, representing 21.85%. Four households were working on agricultural land they do not actually own but with the consent of the owner, and only 1.68% of the total.

<i>Tenure Status (Agricultural Land)</i>	<i>#</i>	<i>%</i>
Owned or owner-like possession	182	76.47%
Rent	52	21.85%
Not owned but with consent of owner	4	1.68%
Not owned and without consent of owner	0	0.00%
Other	0	0.00%
<i>Total</i>	<i>238</i>	<i>100.00%</i>

Source: CBMS 2010

Agricultural Land Area. There were 216 households who worked on agricultural land less than 1 hectare, representing 90.76% of the total who are engaged in agriculture. Another 21 households worked on 1 to 3 hectares of agricultural land, or 8.82%. Only one household cultivated 3 to 5 hectares of agricultural land, representing 0.42% of the total.

<i>Area of Agricultural Land</i>	<i>#</i>	<i>%</i>
Less Than 1 Hectare	216	90.76%
1 - 3 Hectares	21	8.82%
3.1 - 5 Hectares	1	0.42%
More Than 5 Hectares	0	0.00%
Not Specified	0	0.00%
<i>Total</i>	<i>238</i>	<i>100.00%</i>

Source: CBMS 2010

Agricultural Implements. As to ownership of equipment or facilities used in the farm, 367 farmers owned the equipment or facilities they used, representing 66.49%. One hundred eighty five (185) farmers do not own the equipment or facilities they used, representing 33.51%. Most of the farmers used insecticide or pesticide sprayer, representing 37.32% of the total farmers. There were 51 farmers who used rice/corn/feed mill, which accounted to 9.24%. Forty five (45) farmers owned a plow, representing 8.15%.



Republic of the Philippines
Province of Benguet
Municipality of La Trinidad
BARANGAY BINENG

<i>Ownership of Equipment/Facilities</i>	#	%
Yes	367	66.49%
No	185	33.51%
<i>Type of Agricultural Equipment or Facilities Used</i>	#	%
Beast of Burden	43	7.79%
Plow	45	8.15%
Harrow	40	7.25%
Mower	5	0.91%
Thresher or Corn Sheller	39	7.07%
Insecticide or Pesticide Sprayer	206	37.32%
Farm Tractor	9	1.63%
Hand Tractor	40	7.25%
Turtle or Mud Boat	0	0.00%
Planter or Transplanter or Dryers	1	0.18%
Mechanical Dryer	1	0.18%
Multipurpose Drying Pavement	8	1.45%
Rice Mill/Corn Mill/Feed Mill	51	9.24%
Harvester, Any Crop	1	0.18%
Warehouse Granary	7	1.27%
Farm Shed	39	7.07%
Irrigation Pump	11	1.99%
Other Equipments/Facilities	6	1.09%

Source: CBMS 2010

Livestock Raising

There were 3 households engaged in livestock or poultry raising, representing 0.86% of the total households. They produced 23 live animals and 20,00 kilograms of meat annually.

<i>Volume of Production of Livestock/Poultry</i>	<i>Volume of Production</i>
Live animals	23 heads
Meat	20,000 kgs.
Milk	0 liters
Eggs	0 pcs.

Source: CBMS 2010

Fishing

A total of 30 kilograms of fish was harvested by a household in 1 to 3 hectares of fishpond.



Republic of the Philippines
Province of Benguet
Municipality of La Trinidad
BARANGAY BINENG

B. EMPLOYMENT

Labor Force

There were 877 members of the potential labor force aged 15-64 years old, wherein 485 were males and 392 were females. A total of 632 individuals were the actual labor force, comprised of 411 males and 221 females, which do not include those not available, unable and looking for work (e.g. housewives, students, disabled, retired persons and seasonal workers). A total of 623 individuals were employed. It is composed of 586 persons age 15-64 years old, 34 persons who are 64 years old and above and 3 individuals aged 14 years old and below. The employment rate was at 98.58%. There were 9 individuals who were not employed with 3 males and 9 females, representing 1.42% of the actual labor force.

<i>Labor Force</i>	<i>Male</i>	<i>Female</i>	<i>Total</i>	<i>%</i>
Potential Labor Force (15-64 years old)	485	392	877	
<i>Actual Labor Force</i>				
Employed	408	215	623	98.58%
<i>Employed Members (15-64 Years Old)</i>	387	199	586	92.72%
<i>Employed Members (14 Years Old & Below)</i>	2	1	3	0.47%
<i>Employed Members (65 Years Old & Above)</i>	19	15	34	5.38%
<i>Unemployed Members Who are Looking for Work</i>	3	6	9	1.42%
Actual Labor Force	411	221	632	100.00%

Source: CBMS 2010

Nature of Employment

Out of 623 employed members, 452 persons were permanently employed consisting of 292 males and 160 females, representing 72.55%. There were 117 persons who were employed on a short-term, seasonal or casual basis with 81 males and 36 females, which accounted to 18.78%. Individuals who worked on different jobs on day to day or week to week basis were at 54. There were 35 males and 19 females, representing 8.67%.

<i>Nature of Employment</i>	<i>Male</i>	<i>Female</i>	<i>Total</i>	<i>%</i>
Permanent	292	160	452	72.55%
Short-term, seasonal, casual	81	36	117	18.78%
Worked on different jobs on day to day/week to week	35	19	54	8.67%
<i>Total</i>	408	215	623	100.00%

Source: CBMS 2010

Employment by Sector

Most of the employed members were in agriculture, mining and forestry sector with 424, 298 males and 126 females, representing 68.06%. Wholesale and retail trade employed 61 persons with 18 males and 43 females, representing 9.79%. There were 31 persons employed in community, social or personal activities, wherein 19 were males and 12 were females, representing 4.98%. Another 29 individuals were in transportation, storage and communication sector with 28 males and 1 female, accounted to 4.65%.



Republic of the Philippines
Province of Benguet
Municipality of La Trinidad
BARANGAY BINENG

<i>Employment by Sector/Industry:</i>	<i>Male</i>	<i>Female</i>	<i>Total</i>	<i>%</i>
Agriculture, Mining, and Forestry	298	126	424	68.06%
Fishing	0	1	1	0.16%
Mining and Quarrying	2	1	3	0.48%
Manufacturing	0	1	1	0.16%
Electricity, Gas, and Water Supply	16	0	16	2.57%
Construction	16	0	16	2.57%
Wholesale & Retail Trade, Vehicle Repair	18	43	61	9.79%
Hotel and Restaurants	0	0	0	0.00%
Transportation, Storage, and Communication	28	1	29	4.65%
Financial Intermediation	1	1	2	0.32%
Real Estate, Renting, and Business Activities	0	0	0	0.00%
Public Administration and Defense	6	2	8	1.28%
Education	2	19	21	3.37%
Health and Social Work	1	7	8	1.28%
Other Community, Social/Personal Activities	19	12	31	4.98%
Private HHs with Employed Persons	1	1	2	0.32%
Extra-territorial Organization	0	0	0	0.00%
<i>Total</i>	<i>408</i>	<i>215</i>	<i>623</i>	<i>100.00%</i>

Source: CBMS 2010

Education sector employed 21 individuals with 2 males and 19 females, representing 3.37%. There were 16 employed in electricity, gas and water supply sector, of which all were males, representing 2.57%. Another 16 individuals, all males, were employed in construction sector, which accounted to 2.57% of the total number of employed.

Primary Occupation or Business

Regarding primary occupation or business, there were 374 persons who were farmers, forestry workers and fishermen, of whom 265 were males and 109 were females, representing 60.03%. One hundred nine (109) individuals were laborers and unskilled workers with 86 males and 23 females, accounted to 17.50%. Service workers and shop and market sales workers were at 45 with 16 males and 29 females, representing 7.22%. Thirty (30) persons were physical, mathematical and engineering science professionals, wherein 7 were males and 23 were females, which accounted to 4.82% of the total.

<i>Type of Primary Occupation or Business</i>	<i>M</i>	<i>F</i>	<i>Total</i>	<i>%</i>
Officials of Gov't & Special-Interest Organizations, Corporate Executives, Managers, Managing Proprietors & Supervisors	15	8	23	3.69%
Physical, Mathematical and Engineering Science Professionals	7	23	30	4.82%
Technician and Associate Professionals	2	2	4	0.64%
Clerks	0	0	0	0.00%
Service Workers and Shop and Market Sales Workers	16	29	45	7.22%
Farmers, Forestry Workers and Fishermen	265	109	374	60.03%
Trades and Related Workers	6	20	26	4.17%
Plant and Machine Operators and Assemblers	9	0	9	1.44%
Laborers and Unskilled Workers	86	23	109	17.50%
Special Occupations	2	1	3	0.48%
<i>Total</i>	<i>408</i>	<i>215</i>	<i>623</i>	<i>100.00%</i>

Source: CBMS 2010



Republic of the Philippines
Province of Benguet
Municipality of La Trinidad
BARANGAY BINENG

Class of Worker

Majority of the employed labor force or 361 persons worked without pay on own family operated farm or business with 243 males and 118 females, representing 57.95%. There were 146 persons who worked for a private establishment, where 104 were males and 42 were females, representing 23.43%. Some 54 persons worked for a household with 34 males and 20 females, representing 8.67%.

<i>Class of Worker</i>	<i>Male</i>	<i>Female</i>	<i>Total</i>	<i>%</i>
Worked for a household	34	20	54	8.67%
Worked for a private establishment	104	42	146	23.43%
Worked for government/ government corporation	18	26	44	7.06%
Self employed without employees	3	1	4	0.64%
Employer in own family-operated farm or business	4	7	11	1.77%
Worked with pay on own family operated farm or business	2	1	3	0.48%
Work without pay on own family operated farm/business	243	118	361	57.95%
<i>Total</i>	<i>408</i>	<i>215</i>	<i>623</i>	<i>100.00%</i>

Source: CBMS 2010

Professionals

A total of 28 persons were professionals with 22 males and 6 females, representing 2.11% of the total population. There were 13 individuals who were aeronautical engineers. Eight (8) were males and 5 were females, which accounted to 46.43%. Professional Teachers accounted to 5, all males, representing 17.86%. There were 2 civil engineers and 2 nurses, representing 7.14% each.

<i>Type of Professionals</i>	<i>Male</i>	<i>Female</i>	<i>Total</i>	<i>%</i>
Aeronautical Engineer	8	5	13	46.43%
Architect	0	1	1	3.57%
Civil Engineer	2	0	2	7.14%
Elect. and Comm. Engineer	1	0	1	3.57%
Midwife	1	0	1	3.57%
Nurse	2	0	2	7.14%
Professional Teacher	5	0	5	17.86%
Others	3	0	3	10.71%
<i>Total</i>	<i>22</i>	<i>6</i>	<i>28</i>	<i>100.00%</i>

Source: CBMS 2010

Unemployment and Job Search Method

There were 9 unemployed members of the labor force who were searching for work, wherein 3 were males and 6 were females. Six (6) unemployed members approached relatives or friends with 2 males and 4 females, representing 66.67%. Two (2) persons approached employer directly, a male and a female, representing 22.22%. Only 1 female answered a private advertisement, representing 11.11%.



Republic of the Philippines
Province of Benguet
Municipality of La Trinidad
BARANGAY BINENG

<i>Job Search Method (15-64 years old)</i>	<i>Male</i>	<i>Female</i>	<i>Total</i>	<i>%</i>
Registered in public employment agency	0	0	0	0.00%
Registered in private employment agency	0	0	0	0.00%
Approached employer directly	1	1	2	22.22%
Approached relatives/friends	2	4	6	66.67%
Placed or answered private advertisements	0	1	1	11.11%
Others	0	0	0	0.00%
<i>Total</i>	<i>3</i>	<i>6</i>	<i>9</i>	<i>100.00%</i>

Source: CBMS 2010

Reason for Not Searching or Applying for a Job

A total of 282 persons who are member of the labor force were not looking for work, 95 were males and 187 were females, representing 32.16% of the potential labor force. Most of them were students accounted for 133, 63 were males and 70 were females, representing 47.16%. There were 101 who were not looking for work due to housekeeping duties with 6 males and 95 females, representing 35.82%. Twenty (20) persons were either too young or too old, retired or permanently disabled, wherein 11 were males and 9 were females, representing 7.09%.

<i>Reasons For Not Looking For Work</i>	<i>Male</i>	<i>Female</i>	<i>Total</i>	<i>#</i>
Believes no work is available	3	1	4	1.42%
Awaiting results of previous job application	2	1	3	1.06%
Temporary illness/disability	4	4	8	2.84%
Bad Weather	0	1	1	0.35%
Waiting for rehire/job recall	1	1	2	0.71%
Too young/old, retired, permanently disabled	11	9	20	7.09%
Housekeeping	6	95	101	35.82%
Schooling	63	70	133	47.16%
Other reasons	5	5	10	3.55%
<i>Total</i>	<i>95</i>	<i>187</i>	<i>282</i>	<i>100.00%</i>

Source: CBMS 2010

Overseas Employment

There were 54 Overseas Filipino Workers who are former members of the households in the community. These comprised of 45 males and 9 females.

China hired 8 workers, representing 14.81%. There were 6 individuals who worked in Canada, representing, 11.11%. Another 6 OFWs were in Hong Kong, representing 11.11%. Saudi Arabia accommodated 5 workers, accounted to 9.26%. And 5 were workers in United Kingdom, accounted to 9.26%.



Republic of the Philippines
Province of Benguet
Municipality of La Trinidad
BARANGAY BINENG

<i>Country of Work</i>	<i>#</i>	<i>%</i>
Canada	6	11.11%
China	8	14.81%
Cyprus	1	1.85%
Hong Kong	6	11.11%
Italy	1	1.85%
Japan	4	7.41%
Korea	4	7.41%
Kuwait	1	1.85%
Macao	1	1.85%
Malaysia	1	1.85%
Qatar	3	5.56%
Saudi Arabia	5	9.26%
Spain	1	1.85%
Taiwan	3	5.56%
United Arab Emirates	1	1.85%
United Kingdom	5	9.26%
United States of America	1	1.85%
Others	2	3.70%
<i>Total</i>	<i>54</i>	<i>100.00%</i>

Source: CBMS 2010

Kind of Work Abroad

Most of the OFWs were officials of Government and special-interest organization, corporate executives, managers, managing proprietors and supervisors. It accounted to 33 individuals with 29 males and 4 females, representing 61.11%. Service workers and shop and market sales workers were at 12, 9 males and 3 females, representing 22.22%. There were 6 individuals, all males, were technician and associate professionals, representing 11.11%.

<i>Kind of Work Abroad</i>	<i>Male</i>	<i>Female</i>	<i>Total</i>	<i>%</i>
Officials of Gov't & Special-Interest Organizations, Corporate Executives, Managers, Managing Proprietors & Supervisors	29	4	33	61.11%
Physical, Mathematical & Engineering Science Professionals	1	2	3	5.56%
Technician and Associate Professionals	6	0	6	11.11%
Clerks	0	0	0	0.00%
Service Workers and Shop and Market Sales Workers	9	3	12	22.22%
Farmers, Forestry Workers and Fishermen	0	0	0	0.00%
Trades and Related Workers	0	0	0	0.00%
Plant and Machine Operators and Assemblers	0	0	0	0.00%
Laborers and Unskilled Workers	0	0	0	0.00%
Special Occupations	0	0	0	0.00%
<i>Total</i>	<i>45</i>	<i>9</i>	<i>54</i>	<i>100.00%</i>

Source: CBMS 2010



Republic of the Philippines
 Province of Benguet
Municipality of La Trinidad
BARANGAY BINENG

C. INFRASTRUCTURE AND UTILITIES

Electricity

Households who had electrical connection with BENECO were at 299, representing 85.67%. There were 50 households who had no electrical connection, which accounted to 14.33%. The average monthly electrical bill was P312.00.

Number of Households with Electricity Connections: 299 (85.67% of total HHs)
Number of Households w/o Electricity Connections: 50 (14.33% of the HHs)
Average Monthly Electric Bill : P312.00

<i>Source of Electricity in the House/Building</i>	<i>#</i>	<i>%</i>
Electric Company	299	85.67%
Generator	1	0.29%
Solar	1	0.29%
Battery	1	0.29%
Others	1	0.29%
None	46	13.18%
<i>Total</i>	<i>349</i>	<i>100.00%</i>

Source: CBMS 2010

Access to Safe Drinking Water

The river, stream, lake and/or spring are the common source of drinking water among the households in the community with 161 households, representing 46.13% of the total households. There were 89 households whose water is connected to the community water system, representing 25.50%. Some 93 households who shared with other households' water connections, representing 27.51%. Only 3 households have their water delivered through tanker trucks and/or peddlers, accounted to 0.86%.

<i>Source of Drinking Water</i>	<i>#</i>	<i>%</i>
Community Water System-own	89	25.50%
Community Water System-shared	96	27.51%
Deep Well-own	0	0.00%
Deep Well-shared	0	0.00%
Artesian Well-own	0	0.00%
Artesian Well-shared	0	0.00%
Dug/Shallow Well-own	0	0.00%
Dug/Shallow Well-shared	0	0.00%
River, Stream, Lake, Spring	161	46.13%
Bottled Water	0	0.00%
Tanker Truck/Peddler	3	0.86%
Others	0	0.00%
<i>Total</i>	<i>349</i>	<i>100.00%</i>

Source: CBMS 2010



Republic of the Philippines
Province of Benguet
Municipality of La Trinidad
BARANGAY BINENG

There were 151 households or 43.27% of the total households whose sources of drinking water were within their premises. One hundred two (102) households' source of drinking water is outside their premises and more than 250 meters, representing 29.23%. Households whose sources of drinking water is outside their premises but just around 250 or less were at 90, representing 25.79% of the total.

<i>Distance of Source of Drinking Water</i>	<i>#</i>	<i>%</i>
Within Premises	151	43.27%
Outside Premises But 250 Meters/Less	90	25.79%
251 Meters or More	102	29.23%
Don't Know	3	0.86%
Not Stated	3	0.86%
<i>Total</i>	<i>349</i>	<i>100.00%</i>

Source: CBMS 2010

Domestic Water System

There were 185 households who were served by a domestic water system being managed by the Bineng Domestic Water System.

Roads

<i>Name of Road</i>	<i>Length (km)</i>	<i>Road ROW (M)</i>	<i>Area of Jurisdiction</i>	<i>Remarks</i>
Bineng-Kesbeng Road			Provincial	
Bineng-Binayan Road	0.550	2.530	Barangay	
Bineng-Bodiweng Road	2.900	2.550	Barangay	
Bineng-Shaloshan Road	0.500	2.430	Barangay	

Source: CLUP 2000-10 & 2013-2023

VI. GOVERNANCE

Vision

Barangay Bineng is a God-loving, progressive, an agri-tourism, and a child-friendly barangay, where citizens are values-oriented under participative governance.

Mission

To promote one united community by strengthening the programs offered by Government Organizations (GO's) or Non-government Organizations (NGO's) and to initiate non-discriminatory activities.



Republic of the Philippines
Province of Benguet
Municipality of La Trinidad
BARANGAY BINENG

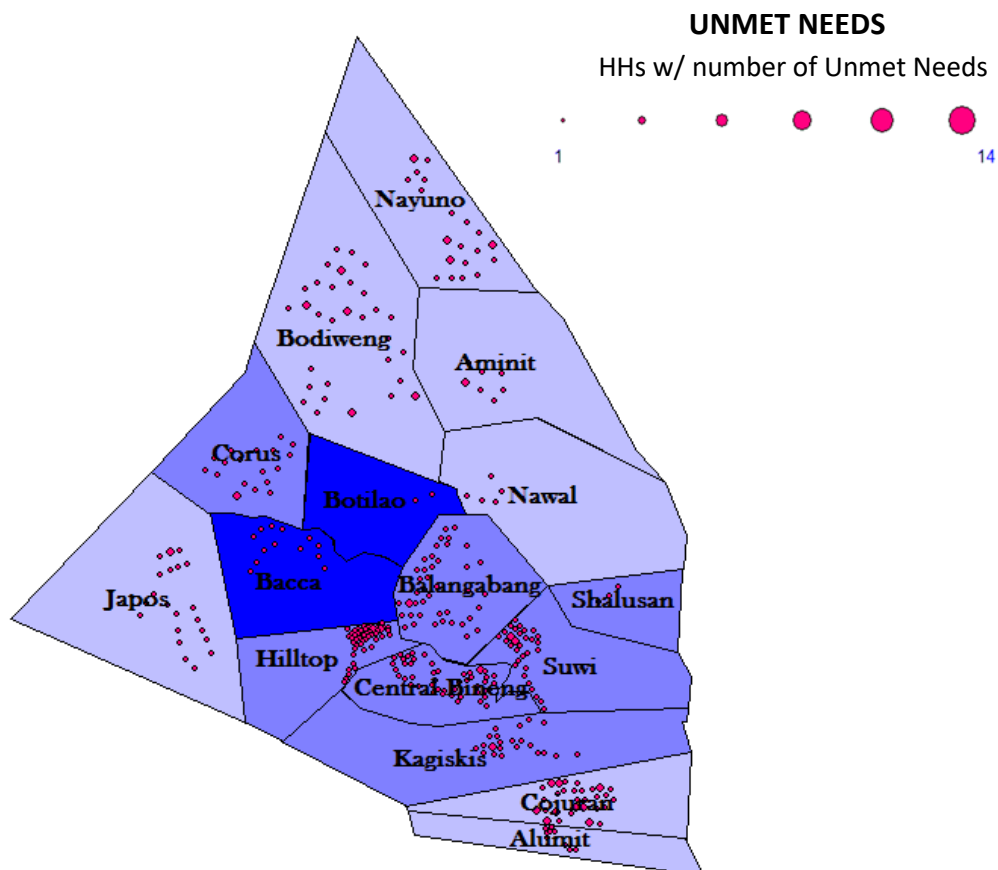
Goals

1. To maintain peace and order in the barangay.
2. To encourage participation among the barangay constituents.
3. To provide comprehensive barangay infrastructures or facilities.
4. To be a tourist destination.

CBMS Indicators of Poverty

The most felt problem in the community is access to safe drinking water where a total of 164 households were affected. Most of the households who do not have access to safe drinking water were found in Sitio Bodiweng, Cojuran, Nayuno, Suwi, and Japos.

Another felt problem among the residents is low income. There were 113 affected households wherein most of the affected households were found in Sitio Balangabang, Nayuno, Cojuran, Bodiweng, and Hilltop.





Republic of the Philippines
Province of Benguet
Municipality of La Trinidad
BARANGAY BINENG

Poverty Indicators/Sitio	Alumit	Aminit	Bacca	Balangabang	Bodiweng	Botilao	Central Bineng	Cojuran	Corus	Hilltop	Japos	Kagiskis	Nawal	Nayuno	Shalushan	Suwi	Total
A. EDUCATION																	
Children Not Attending E/S	0	0	0	0	0	0	0	0	0	1	0	0	0	0	0	0	1
Children Not Attending H/S	0	0	0	0	0	0	0	0	1	3	0	0	1	1	0	0	6
B. HEALTH & NUTRITION																	
Children (0-5 years old) who died	0	0	0	0	0	0	0	0	0	0	0	0	0	0	0	0	0
Women who Died	0	0	0	0	0	0	0	0	0	0	0	0	0	0	0	0	0
Malnourished Children	0	0	0	0	0	0	0	0	0	1	0	0	0	0	0	0	1
C. HOUSING																	
HH Who are Squatters	0	0	0	0	0	0	0	0	0	0	0	0	0	0	0	0	0
HH in Makeshift Housing	0	0	0	0	0	0	0	6	0	0	0	0	0	0	0	1	7
D. INCOME & LIVELIHOOD																	
HH w/ incomes Below Poverty Threshold	4	5	2	15	13	0	6	14	5	11	8	6	2	15	0	7	113
HH w/ incomes Below Food Threshold	2	3	1	4	7	0	4	9	3	8	4	2	0	12	0	5	64
HH who Experienced Hunger	0	0	0	0	0	0	0	0	0	0	0	0	0	0	0	0	0
Unemployed	0	0	0	1	0	0	0	0	1	4	1	0	0	1	0	0	8
E. WATER & SANITATION																	
HH without Access to Safe Water	8	7	1	13	30	1	3	26	5	5	14	5	5	20	3	18	164
HH with No Sanitary Toilet	0	0	0	0	0	0	0	0	0	0	1	2	1	0	0	0	4

Source: CBMS 2010, as verified by Barangay Officials in 2012

/Sally